



US00D601246S

(12) **United States Design Patent**
Stonebraker

(10) **Patent No.:** **US D601,246 S**

(45) **Date of Patent:** **** Sep. 29, 2009**

(54) **DISPOSABLE DIAPER WITH CAMOUFLAGE PATTERN**

(76) **Inventor:** **Keith Stonebraker**, 9000 Ming Ave., Suite B-2, Bakersfield, CA (US) 93311

(**) **Term:** **14 Years**

(21) **Appl. No.:** **29/273,056**

(22) **Filed:** **Feb. 22, 2007**

(51) **LOC (9) Cl.** **24-04**

(52) **U.S. Cl.** **D24/126**

(58) **Field of Classification Search** D24/124-126;
D5/26, 27, 43, 62, 65, 99; 426/17, 43, 919;
604/358, 385.09, 385.101, 385.11, 385.13,
604/385.21

See application file for complete search history.

(56) **References Cited**

U.S. PATENT DOCUMENTS

- D86,033 S * 9/1875 Guiraud D5/32
- D15,353 S * 8/1884 Righter D5/32
- D15,615 S * 12/1884 Horan D5/32
- 3,969,454 A * 7/1976 Thornber et al. 264/78
- D301,804 S * 6/1989 McIlhinney D5/62
- D301,805 S * 6/1989 McIlhinney D5/62
- 4,904,252 A * 2/1990 Fitzgerald 604/385.21
- D313,076 S 12/1990 Harju
- D334,619 S 4/1993 Barraza
- D341,197 S 11/1993 Patterson
- D341,198 S 11/1993 Damiani
- D342,787 S 12/1993 Perrotte et al.
- D345,604 S * 3/1994 Silhan D24/126
- D347,279 S 5/1994 Perkins
- D352,779 S 11/1994 Imbro et al.

- D361,839 S 8/1995 Doss
- 5,972,479 A * 10/1999 Lehman 428/195.1
- 6,127,022 A * 10/2000 Pretorius 428/195.1
- 6,572,575 B1 6/2003 Shimada et al.
- D491,371 S 6/2004 Livingston
- D538,050 S * 3/2007 Tardif D5/26

* cited by examiner

Primary Examiner—T. Chase Nelson

Assistant Examiner—Michelle E. Wilson

(74) *Attorney, Agent, or Firm*—James M. Duncan, Esq.; Klein, DeNatale, et al.,

(57) **CLAIM**

The ornamental design for a disposable diaper with camouflage pattern, as shown and described.

DESCRIPTION

The file of this patent contains at least one drawing executed in color. Copies of this patent with color drawings will be provided by the Office upon request and payment of the necessary fee.

FIG. 1 is a top view of a disposable diaper with camouflage pattern, showing my new design; and

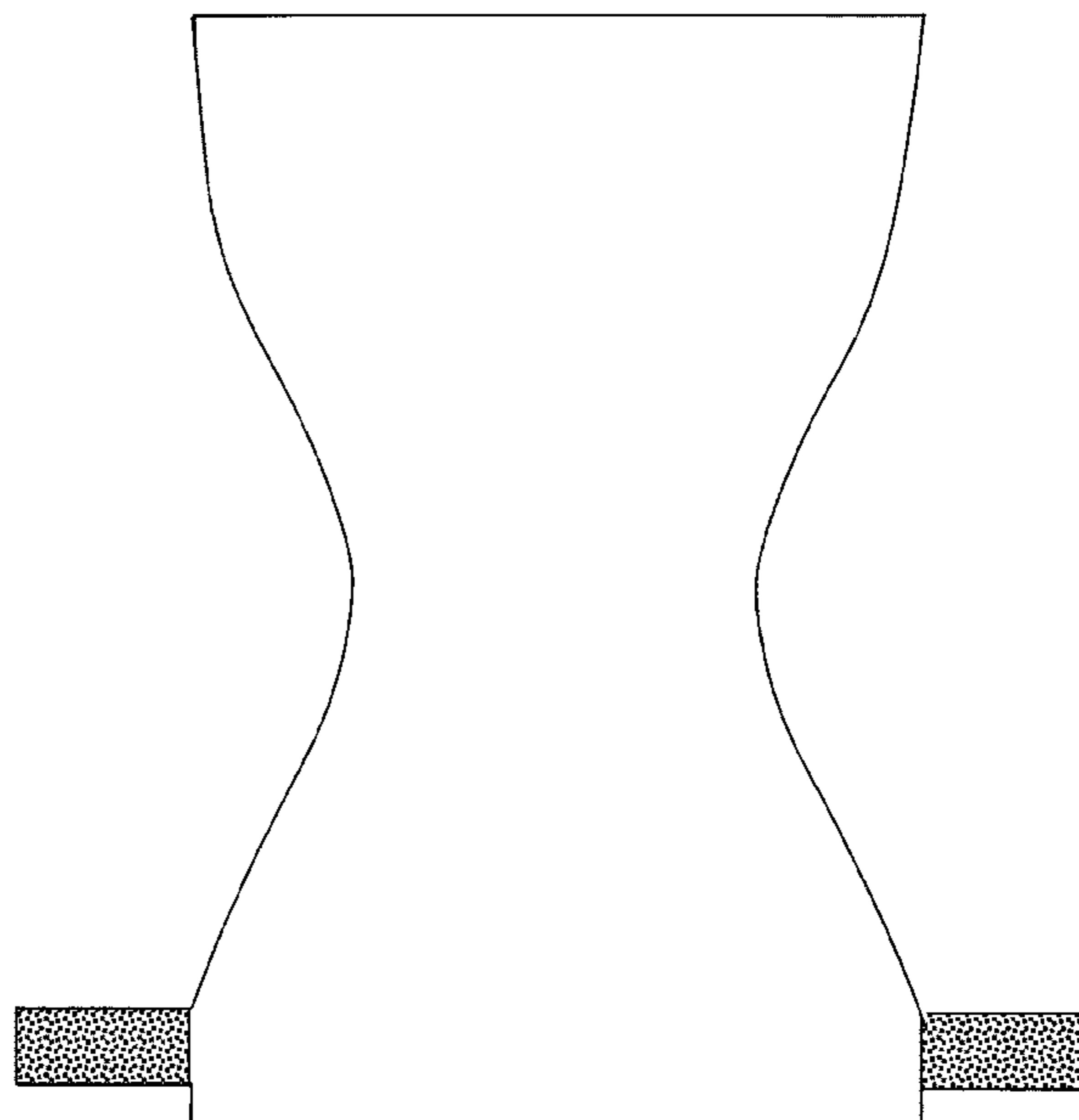
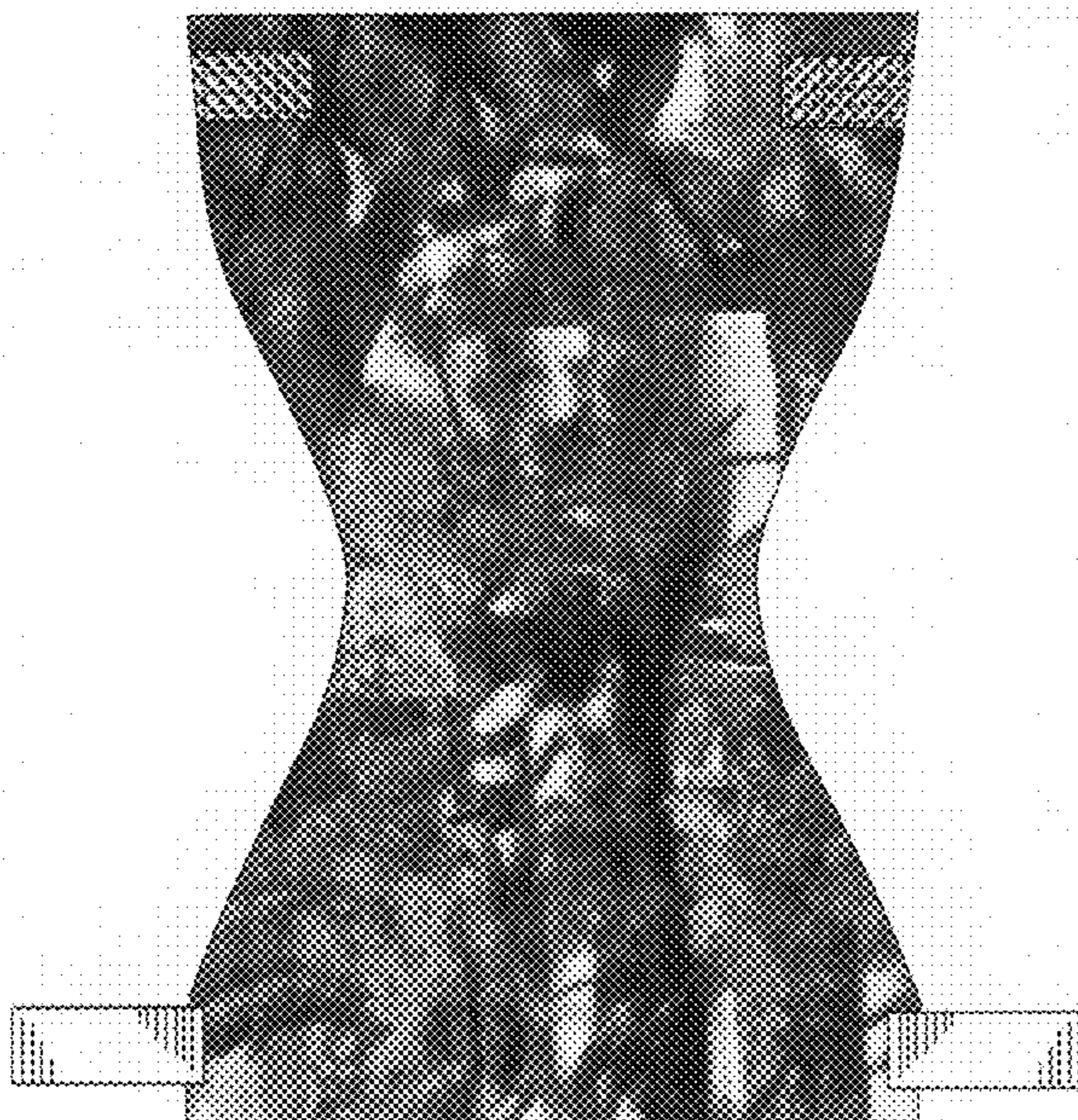
FIG. 2 is a bottom view thereof;

FIG. 3 is a front view thereof, the back view being a mirror image thereof;

FIG. 4 is a right side view thereof, the left side being a mirror image thereof; and,

FIG. 5 is an isometric view thereof.

1 Claim, 4 Drawing Sheets
(3 of 4 Drawing Sheet(s) Filed in Color)



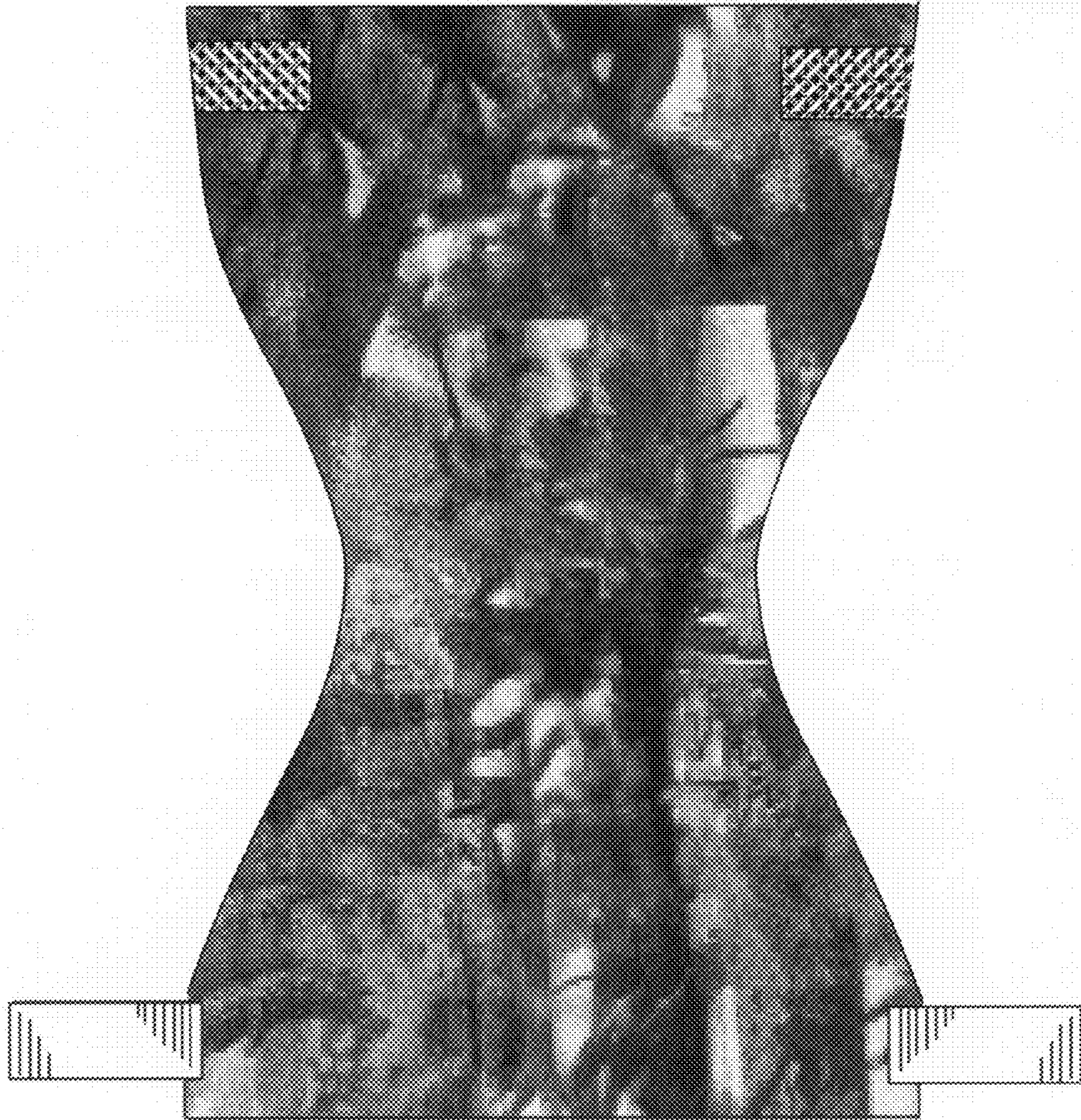


Fig. 1

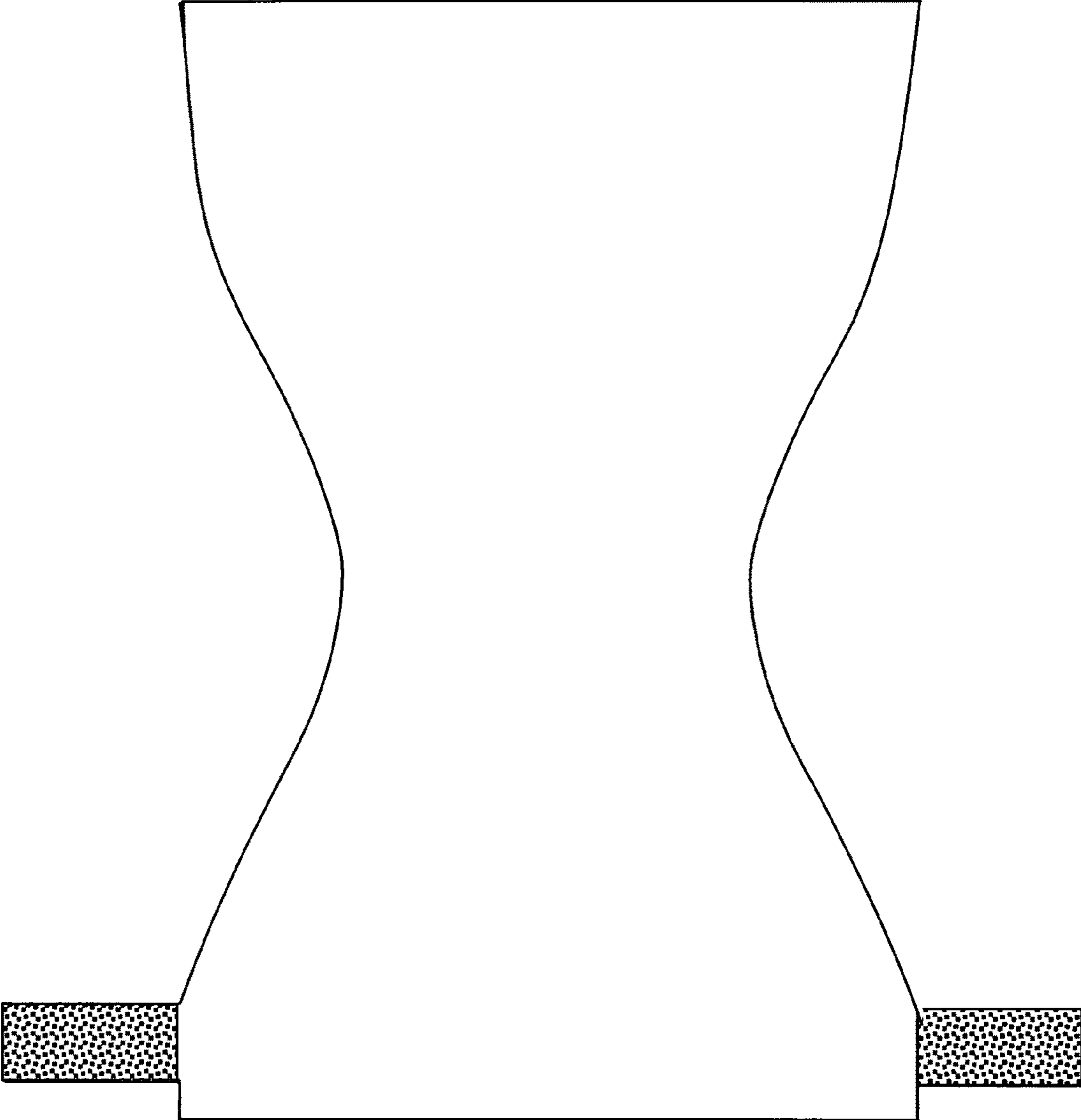


Fig. 2




Fig. 3




Fig. 4

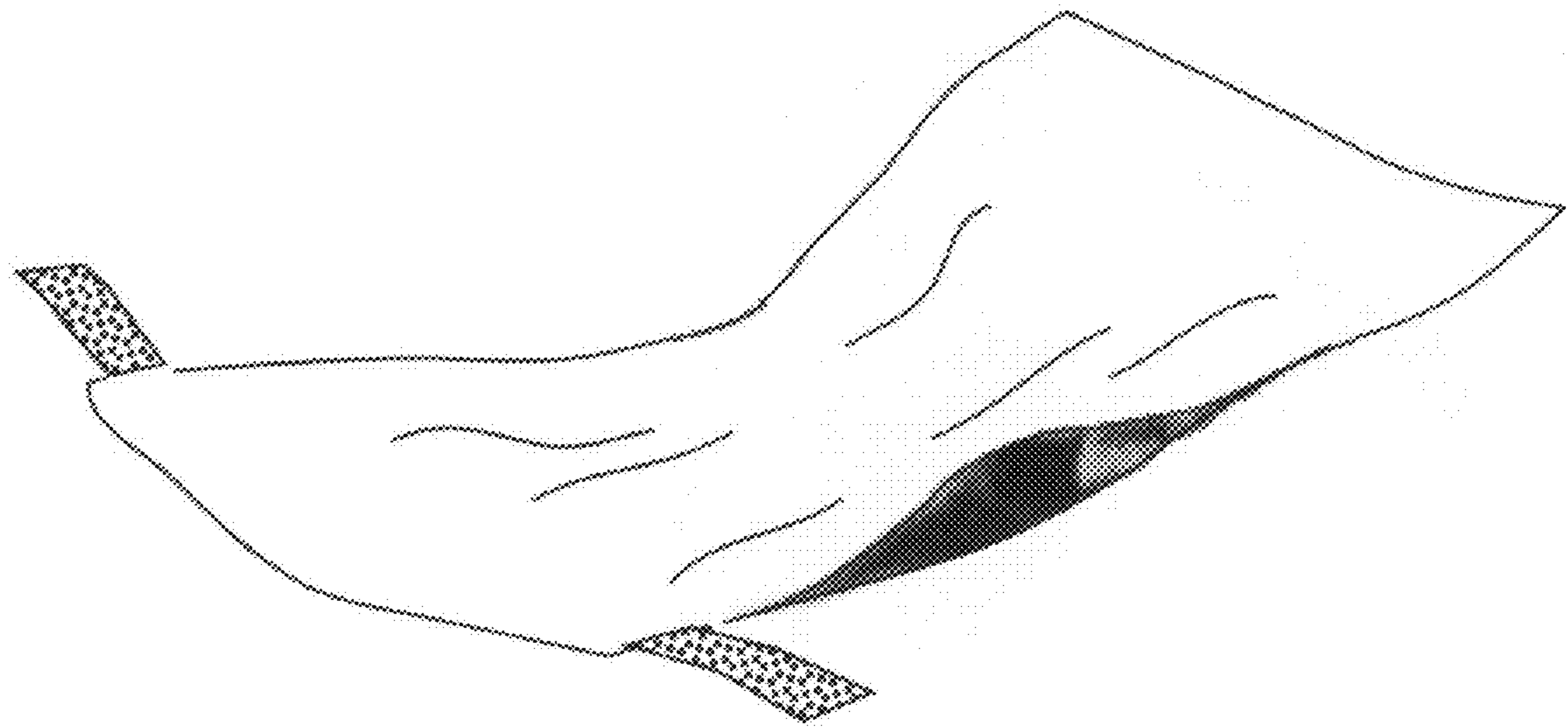


Fig. 5