



US00D601245S

(12) **United States Design Patent**
Cauwood et al.

(10) **Patent No.:** **US D601,245 S**

(45) **Date of Patent:** **** Sep. 29, 2009**

(54) **SANITARY NAPKIN**

(75) Inventors: **Peter David Cauwood**, Cambridge (GB); **Alan Cucknell**, Cambridge (GB); **Neil Mason**, Cumbria (GB); **Iain James Sabberton**, Cambridge (GB); **Nicholas Archibald Safford**, Cambridge (GB)

(73) Assignee: **McNeil-PPC, Inc.**, Skillman, NJ (US)

(**) Term: **14 Years**

(21) Appl. No.: **29/322,160**

(22) Filed: **Jul. 30, 2008**

(51) **LOC (9) Cl.** **24-04**

(52) **U.S. Cl.** **D24/124**

(58) **Field of Classification Search** D24/124-125;
604/364, 378, 380, 383, 385.01, 385.03,
604/385.04, 385.05, 385.16, 385.23, 385.27,
604/385.2, 385.87

See application file for complete search history.

(56) **References Cited**

U.S. PATENT DOCUMENTS

4,936,839 A * 6/1990 Molee et al. 604/378
5,807,365 A * 9/1998 Luceri 604/367
D438,957 S * 3/2001 Richardson et al. D24/125

D463,548 S * 9/2002 Gannon et al. D24/125
6,592,561 B2 * 7/2003 Simard et al. 604/385.04
D482,445 S * 11/2003 De Carvalho et al. D24/125
D506,255 S * 6/2005 Drzewiecki et al. D24/125
D508,993 S * 8/2005 Drzewiecki et al. D24/125

* cited by examiner

Primary Examiner—T. Chase Nelson

Assistant Examiner—Michelle E Wilson

(57) **CLAIM**

The ornamental design for a sanitary napkin, as shown and described.

DESCRIPTION

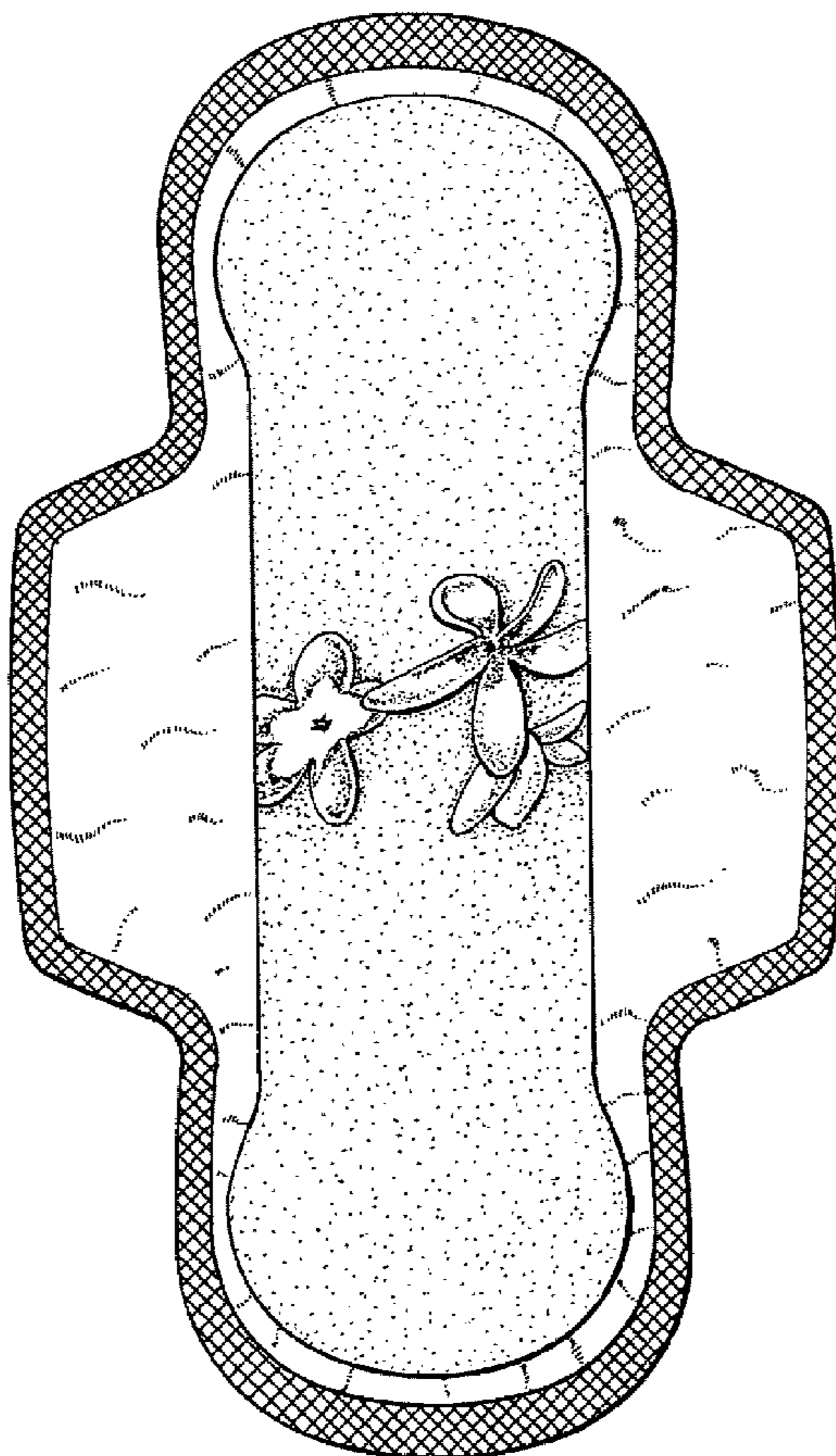
FIG. 1 is a top plan view of a sanitary napkin according to a first embodiment of the present invention; and,

FIG. 2 is a bottom plan view of the sanitary napkin shown in FIG. 1.

Side views of the sanitary napkin have been omitted since the sanitary napkin is flat and devoid of ornamentation on the sides.

The broken line showing of the adhesive tabs in FIG. 2 is included for the purpose of illustrating environment and forms no part of the claimed design.

1 Claim, 2 Drawing Sheets



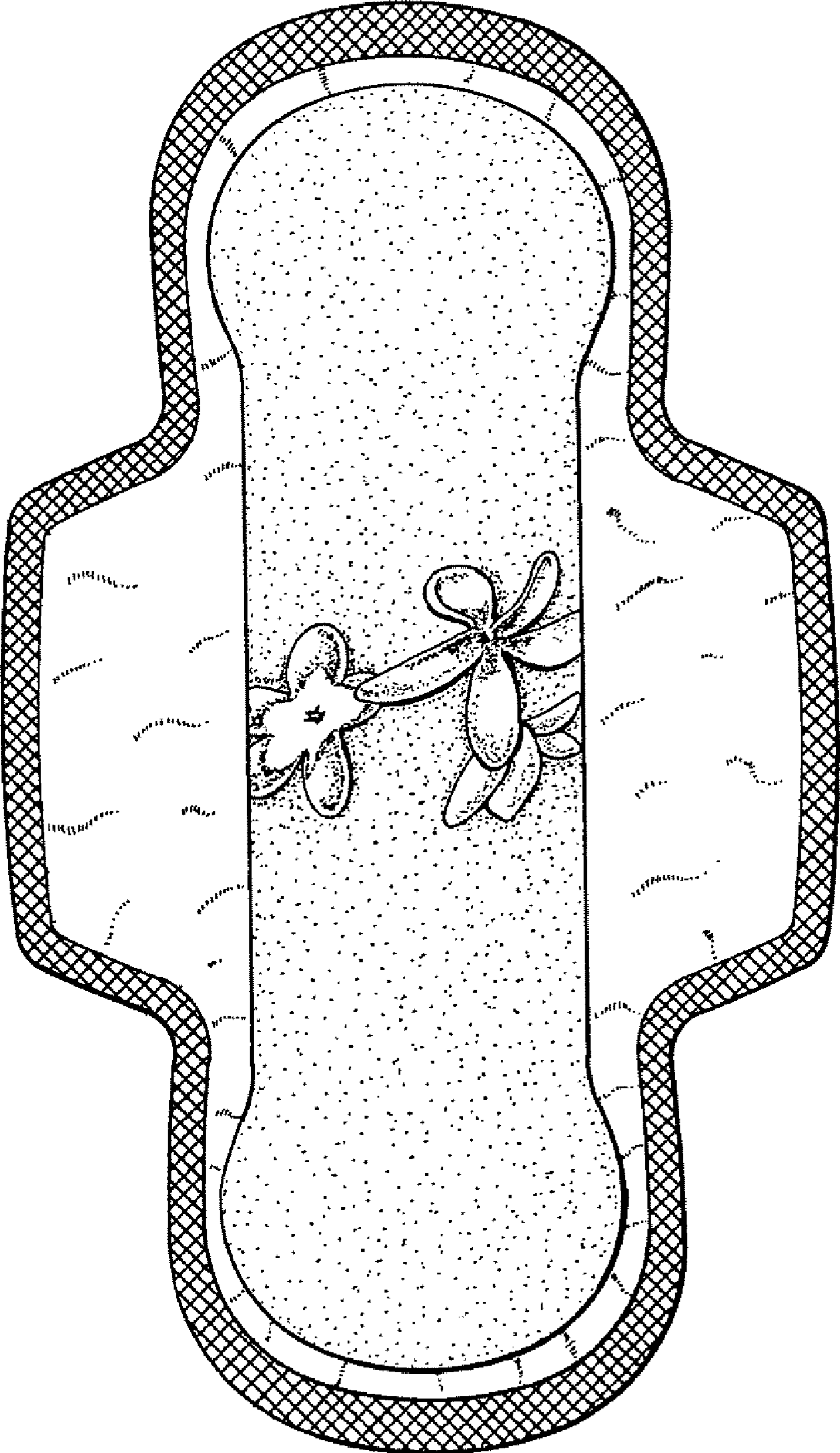


Fig. 1

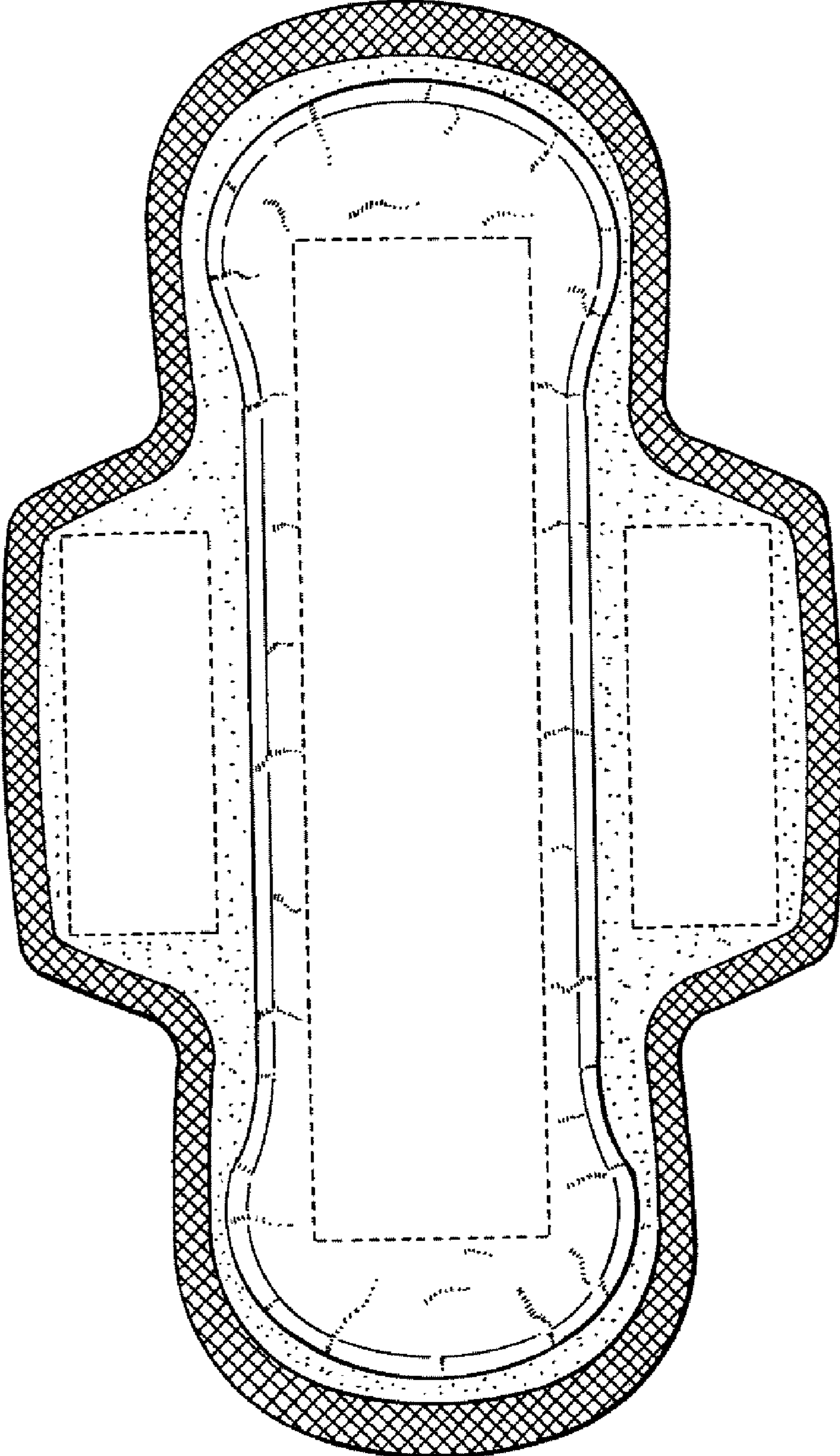


Fig. 2