



US00D601235S

(12) **United States Design Patent**
De'Longhi

(10) **Patent No.:** **US D601,235 S**

(45) **Date of Patent:** **** Sep. 29, 2009**

(54) **RADIATOR**

(76) **Inventor:** **Guisepe De'Longhi**, Vivolo Rovero, 1,
Treviso (IT) 3-400

(**) **Term:** **14 Years**

(21) **Appl. No.:** **29/320,648**

(22) **Filed:** **Jul. 1, 2008**

(30) **Foreign Application Priority Data**

Jan. 10, 2008 (EM) 855960/016

(51) **LOC (9) Cl.** **23-03**

(52) **U.S. Cl.** **D23/330**

(58) **Field of Classification Search** D23/330,
D23/395, 335-39; 165/134.1, 148, 135,
165/54; 392/378, 376, 375, 365-9; 237/16,
237/17, 70, 71

See application file for complete search history.

(56) **References Cited**

U.S. PATENT DOCUMENTS

D57,818 S *	5/1921	Courtot	D23/330
D70,077 S *	5/1926	Landon	D23/330
D70,078 S *	5/1926	Landon	D23/330
1,680,219 A *	8/1928	Landon	165/134.1
D81,986 S *	9/1930	Kohler et al.	D23/330
D84,788 S *	8/1931	Mertzanoff	D23/330
D85,807 S *	12/1931	Brabbee	D23/330

D91,857 S *	4/1934	Bair	D23/330
D104,188 S *	4/1937	Guild	D23/330
2,167,822 A *	8/1939	Andersson	165/54
D122,944 S *	10/1940	Mcintire	D23/330
5,375,328 A *	12/1994	De' Longhi	29/890.039
5,685,365 A *	11/1997	De' Longhi	165/135
6,263,157 B1 *	7/2001	De' Longhi	392/378
D454,950 S *	3/2002	Cain	D23/395

* cited by examiner

Primary Examiner—T. Chase Nelson

Assistant Examiner—Ania K Dworzecka

(57) **CLAIM**

The ornamental design for a radiator, as shown and described.

DESCRIPTION

FIG. 1 is a front perspective view of the radiator showing my new design;

FIG. 2 is a front elevation view of the radiator;

FIG. 3 is a rear elevation view of the radiator;

FIG. 4 is a right side elevation view of the radiator;

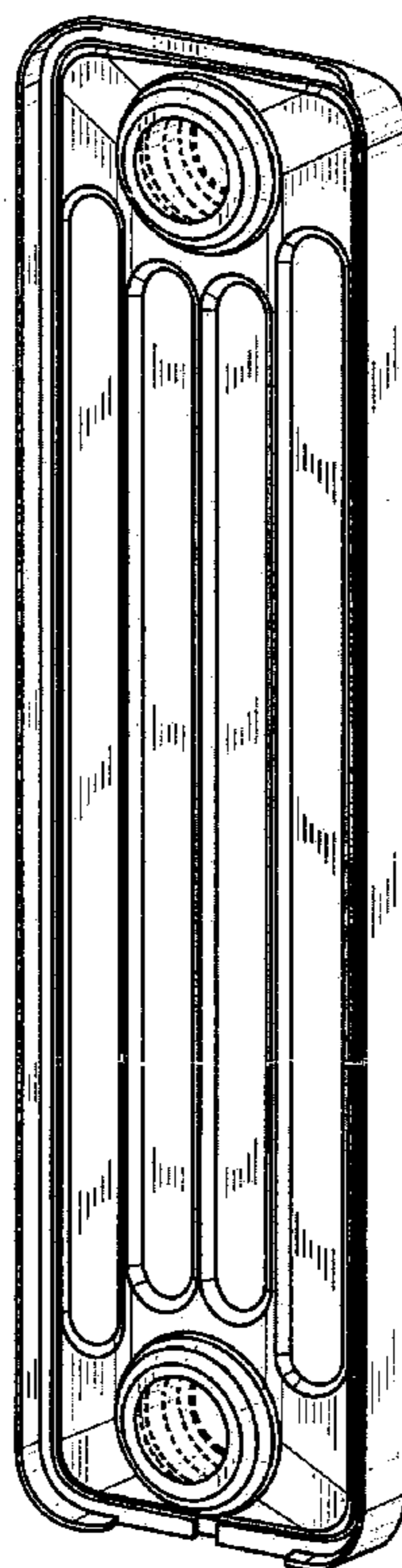
FIG. 5 is a left side elevation view of the radiator;

FIG. 6 is a top plan view of the radiator; and,

FIG. 7 is a bottom plan view of the radiator.

The broken lines depict portions of the radiator that form no part of the claimed design.

1 Claim, 5 Drawing Sheets



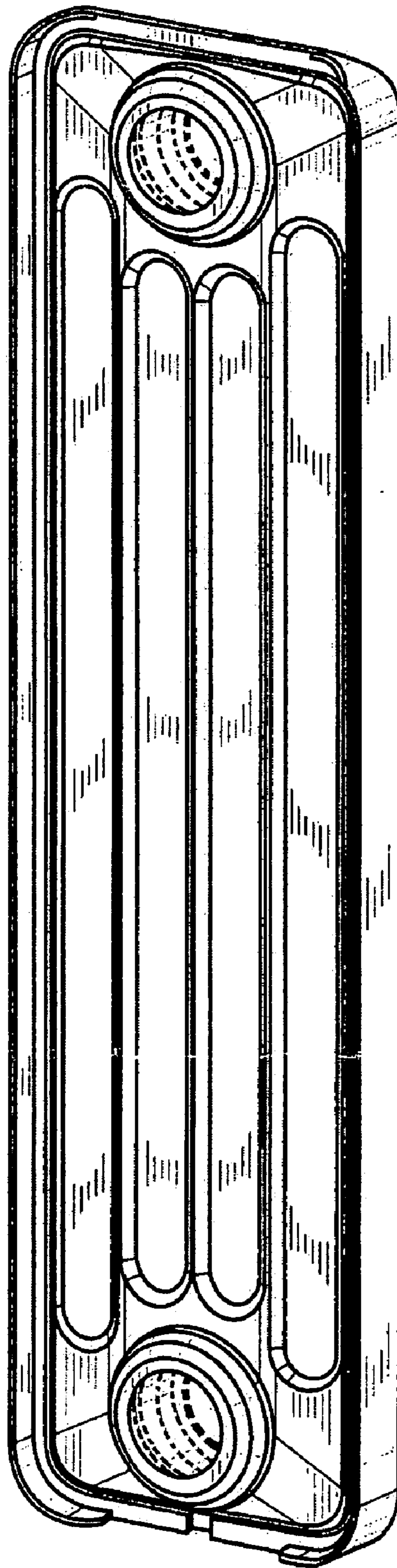


Fig. 1




Fig. 2




Fig. 3



Fig. 4




Fig. 5




Fig. 6




Fig. 7