



US00D601197S

(12) **United States Design Patent**  
**Zhang**

(10) **Patent No.:** **US D601,197 S**

(45) **Date of Patent:** **\*\* Sep. 29, 2009**

(54) **PEN**

(75) Inventor: **Biwei Zhang**, Ningbo (CN)

(73) Assignee: **Beifa Group Co., Ltd.**, Ningbo (CN)

(\*\*) Term: **14 Years**

(21) Appl. No.: **29/330,002**

(22) Filed: **Dec. 24, 2008**

(30) **Foreign Application Priority Data**

Jun. 26, 2008 (CN) ..... 2008 3 0128540

(51) **LOC (9) Cl.** ..... **19-06**

(52) **U.S. Cl.** ..... **D19/48**

(58) **Field of Classification Search** ..... D19/35,  
D19/36, 41-51, 53-57; 24/11 F, 11 P, 11 R;  
401/52, 99, 100, 104-109, 192, 195, 196  
See application file for complete search history.

(56) **References Cited**

**U.S. PATENT DOCUMENTS**

- D408,854 S 4/1999 Katami
- D418,163 S \* 12/1999 Rosen ..... D19/51
- D430,607 S 9/2000 Matsuzaki
- D437,352 S 2/2001 Matsuzaki
- D452,274 S 12/2001 Keda
- D463,491 S \* 9/2002 Hwang ..... D19/48
- D476,034 S \* 6/2003 Rommel ..... D19/55
- D497,643 S 10/2004 Nishida
- D497,951 S \* 11/2004 Morton et al. .... D19/50
- D508,083 S \* 8/2005 Cetera ..... D19/51

- D534,958 S 1/2007 Nishida
- D540,383 S \* 4/2007 Nishida ..... D19/43
- D540,386 S \* 4/2007 Qiu ..... D19/51
- D540,866 S \* 4/2007 Qiu ..... D19/48
- D562,891 S \* 2/2008 Qiu et al. .... D19/47
- D571,400 S \* 6/2008 Anand ..... D19/49
- D579,050 S \* 10/2008 Patadia et al. .... D19/51
- D580,978 S 11/2008 Miller
- D586,393 S \* 2/2009 Nishida ..... D19/49
- D586,855 S 2/2009 Liu
- D591,348 S 4/2009 Yu
- D591,352 S \* 4/2009 Gerules et al. .... D19/50

\* cited by examiner

*Primary Examiner*—Elizabeth A Albert

(74) *Attorney, Agent, or Firm*—Christensen O'Connor Johnson Kindness PLLC

(57) **CLAIM**

The ornamental design for a pen, as shown and described.

**DESCRIPTION**

FIG. 1 is a lower front right perspective view of a pen showing my new design;

FIG. 2 is a left side elevation view thereof;

FIG. 3 is an enlarged top plan view thereof;

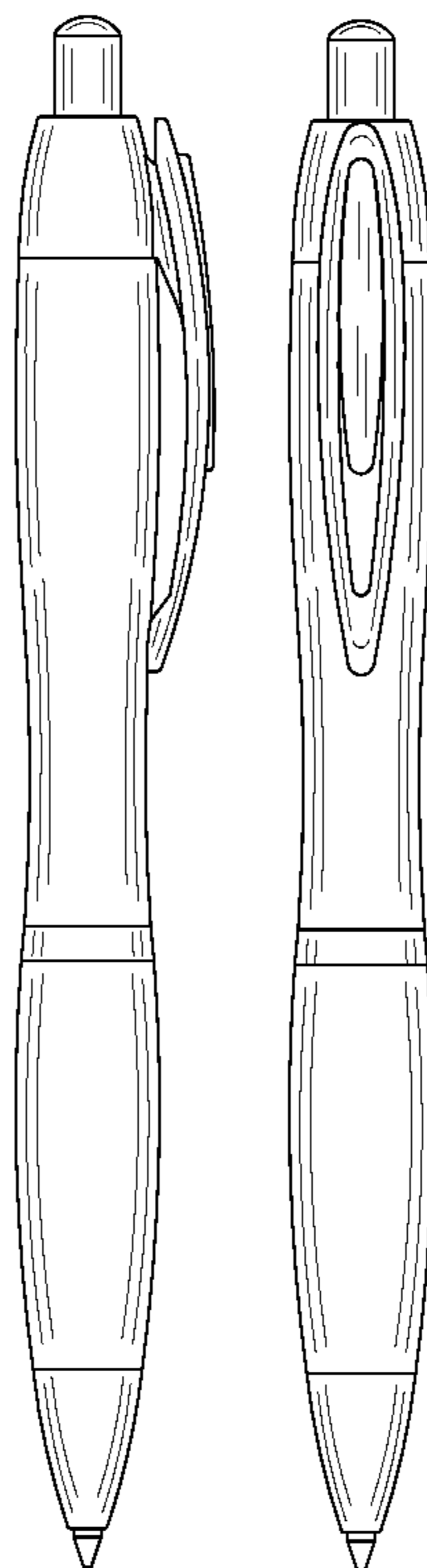
FIG. 4 is a front elevation view thereof;

FIG. 5 is a right side elevation view thereof;

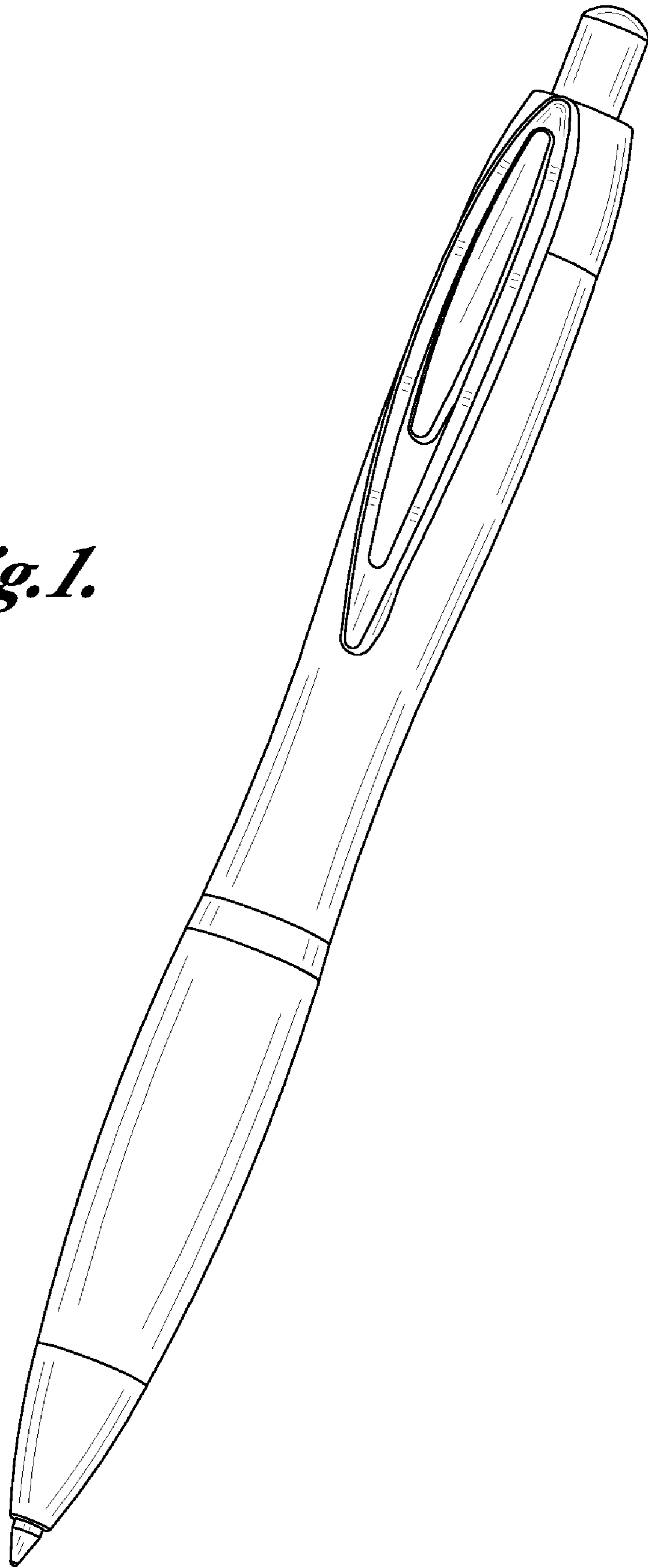
FIG. 6 is an enlarged bottom plan view thereof; and,

FIG. 7 is a rear elevation view thereof.

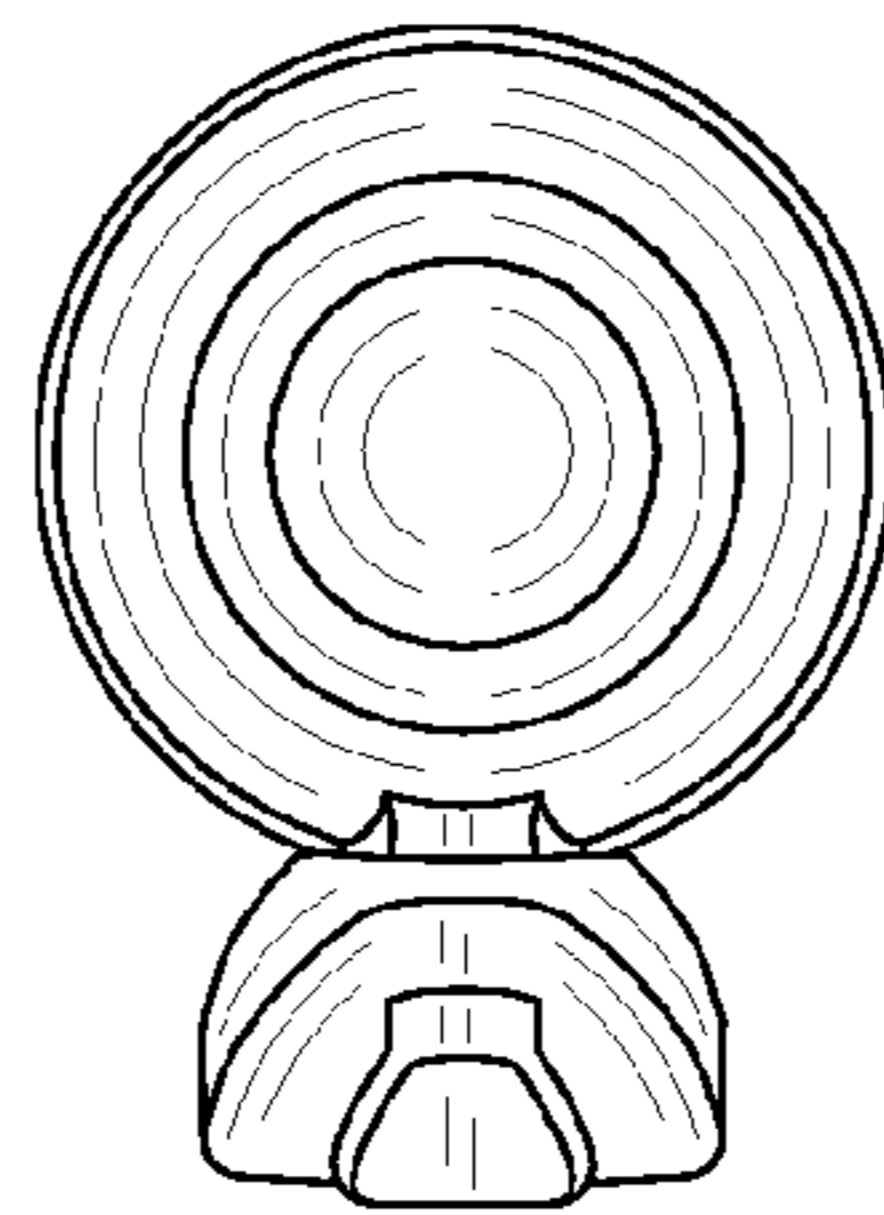

**1 Claim, 3 Drawing Sheets**



*Fig. 1.*

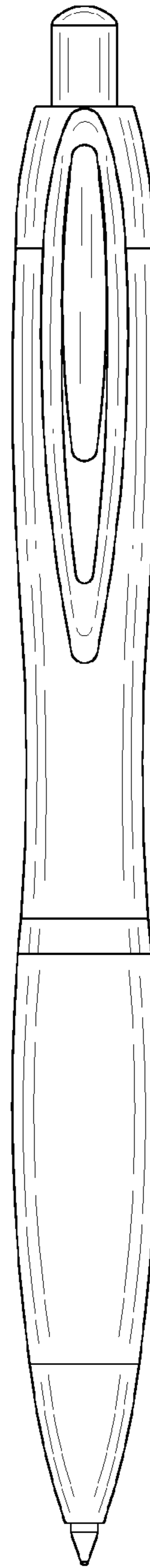


*Fig.2.*

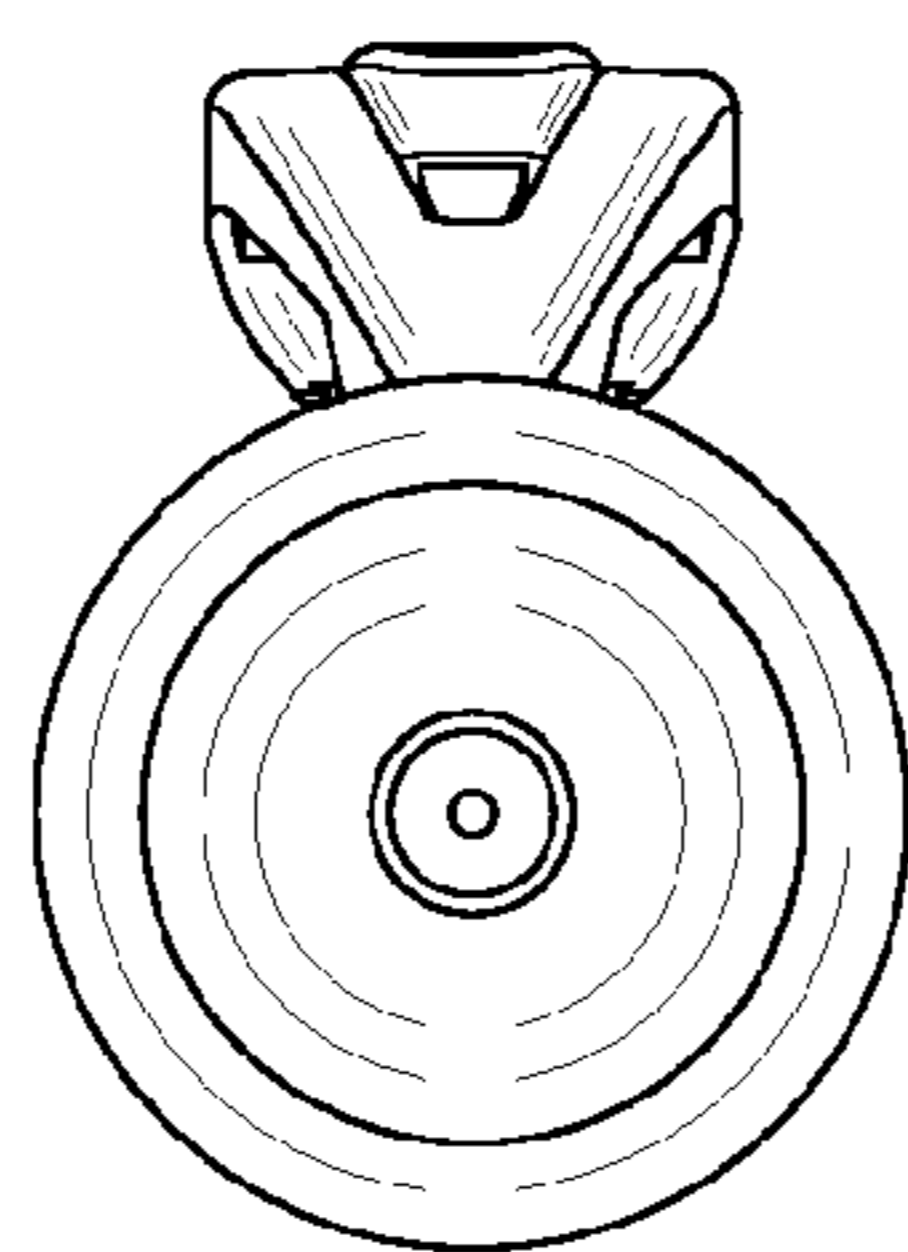



*Fig.3.*

*Fig.4.*



*Fig. 5.*



*Fig. 6.*

*Fig. 7.*

