

US00D601195S

(12) **United States Design Patent**
Wang

(10) **Patent No.:** **US D601,195 S**

(45) **Date of Patent:** **** Sep. 29, 2009**

(54) **PEN**

(75) Inventor: **Weijie Wang**, Ningbo (CN)

(73) Assignee: **Beifa Group Co., Ltd.**, Ningbo (CN)

(**) Term: **14 Years**

(21) Appl. No.: **29/319,436**

(22) Filed: **Jun. 9, 2008**

(30) **Foreign Application Priority Data**

Dec. 7, 2007 (CN) 2007 3 0281994

(51) **LOC (9) Cl.** **19-06**

(52) **U.S. Cl.** **D19/48**

(58) **Field of Classification Search** D7/642,
D7/643, 644; D19/35, 36, 41, 42, 43, 44,
D19/45, 46, 47, 48, 49, 50, 51, 54, 55, 56,
D19/57; D27/146; 24/11 F, 11 P, 11 R;
401/6, 52, 99, 100, 104, 105, 106, 107, 108,
401/109, 192, 195; 708/107

See application file for complete search history.

(56) **References Cited**

U.S. PATENT DOCUMENTS

- 196,270 A * 10/1877 Trask 40/335
- D56,680 S * 11/1920 Sawyer D19/51
- 2,358,089 A * 9/1944 Le Gere 135/118
- D267,655 S 1/1983 Verona
- D294,599 S 3/1988 Funahashi
- D306,316 S 2/1990 Shintani
- 5,558,452 A * 9/1996 Oka et al. 401/6
- D436,375 S * 1/2001 Rosenbaum D19/51

- D472,579 S * 4/2003 Chiang D19/51
- D472,923 S * 4/2003 Wang D19/48
- D478,350 S 8/2003 Furlong
- D500,338 S 12/2004 Kommer
- D533,224 S * 12/2006 Dovellos D19/36
- D545,366 S 6/2007 Ternovits
- D547,375 S 7/2007 Gerules
- D568,932 S 5/2008 Qiu
- D592,245 S * 5/2009 Yu et al. D19/47

FOREIGN PATENT DOCUMENTS

HK 0312295.1M001 * 12/2003

* cited by examiner

Primary Examiner—Elizabeth A Albert

Assistant Examiner—Karen E Eldridge Powers

(74) *Attorney, Agent, or Firm*—Christensen O'Connor Johnson Kindness PLLC

(57) **CLAIM**

The ornamental design for a pen, as shown and described.

DESCRIPTION

FIG. 1 is an upper front right perspective view of a pen showing my new design;

FIG. 2 is a front elevation view thereof;

FIG. 3 is a bottom plan view thereof;

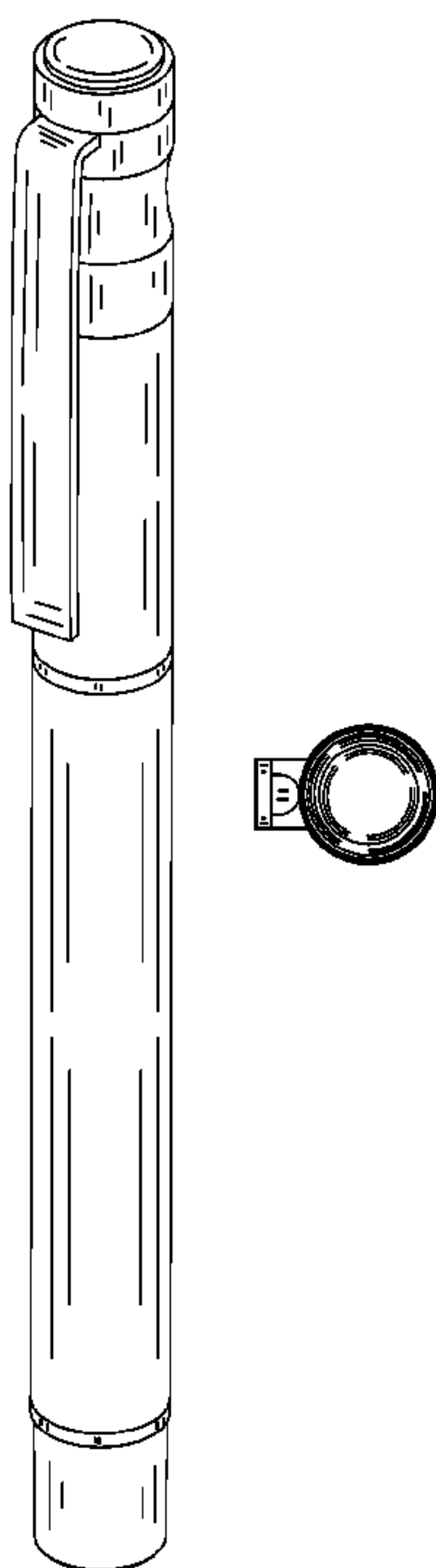
FIG. 4 is a right side elevation view thereof;

FIG. 5 is a rear elevation view thereof;

FIG. 6 is a top plan view thereof; and,

FIG. 7 is a left side elevation view thereof.

1 Claim, 3 Drawing Sheets



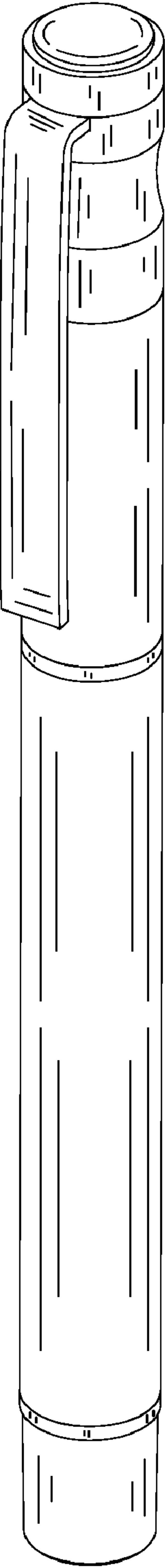


Fig. 1.

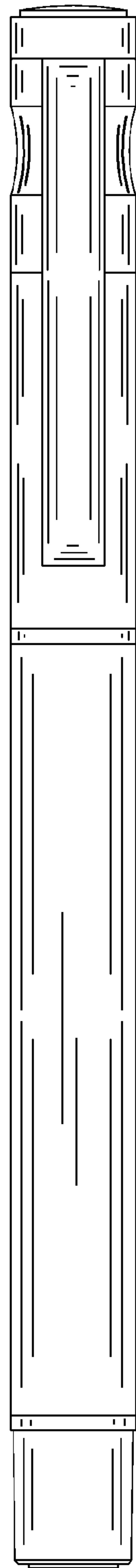


Fig. 2.

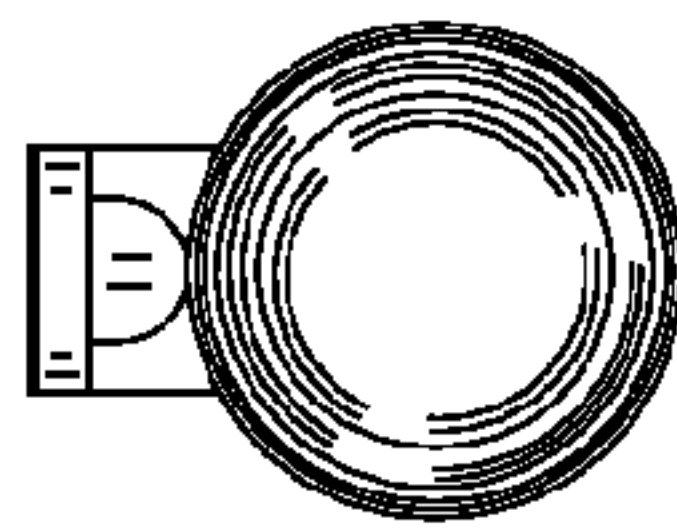


Fig. 3.

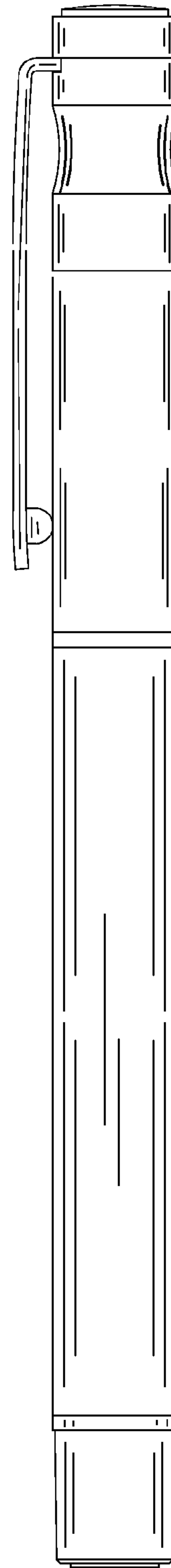


Fig. 4.

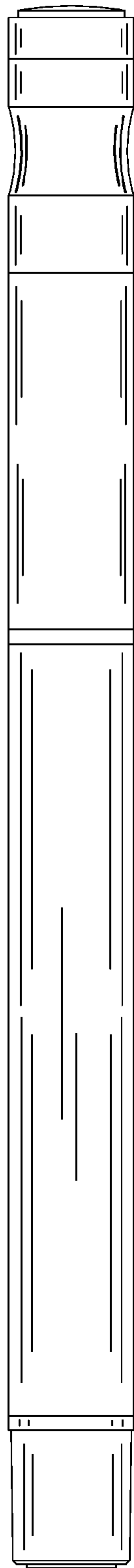


Fig. 5.

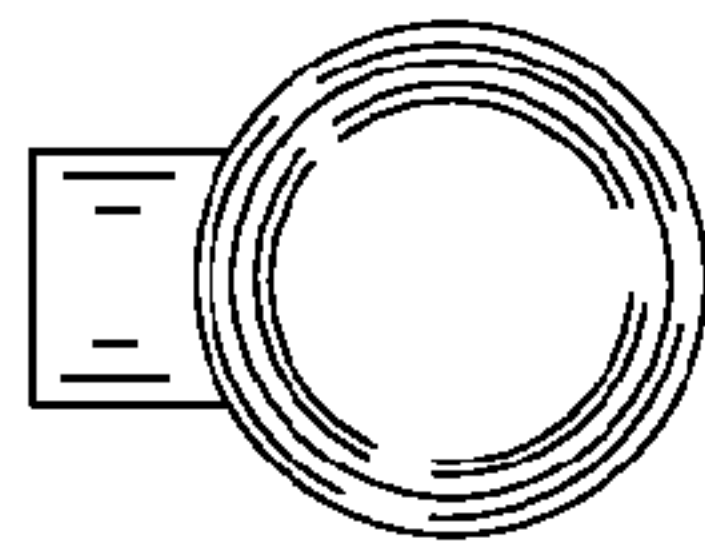


Fig. 6.

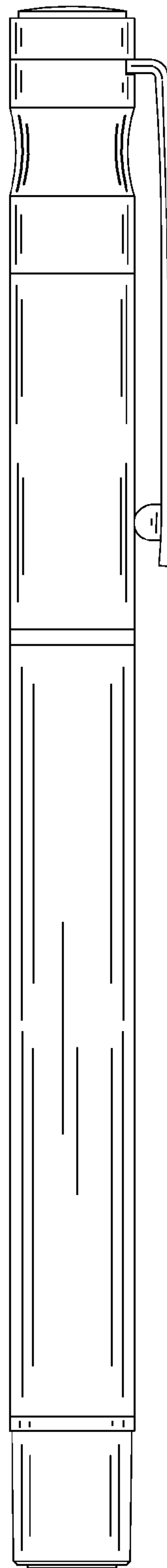


Fig. 7.