



US00D601193S

(12) **United States Design Patent**  
**Li**

(10) **Patent No.:** **US D601,193 S**

(45) **Date of Patent:** **\*\* Sep. 29, 2009**

(54) **HIGHLIGHTER**

(75) Inventor: **Bin Li**, Ningbo (CN)

(73) Assignee: **Beifa Group Co., Ltd.**, Ningbo (CN)

(\*\*) Term: **14 Years**

(21) Appl. No.: **29/329,136**

(22) Filed: **Dec. 9, 2008**

(30) **Foreign Application Priority Data**

Jun. 10, 2008 (CN) ..... 2008 3 0128901

(51) **LOC (9) Cl.** ..... **19-06**

(52) **U.S. Cl.** ..... **D19/43**

(58) **Field of Classification Search** ..... D19/35,  
D19/36, 41-51, 53-57; 24/11 F, 11 P, 11 R;  
401/52, 99, 100, 104-109, 192, 195, 196  
See application file for complete search history.

(56) **References Cited**

**U.S. PATENT DOCUMENTS**

3,039,132	A *	6/1962	Hambley	.....	401/220
3,349,975	A *	10/1967	Damron	.....	222/542
4,183,685	A *	1/1980	Hofmann et al.	.....	401/202
4,652,163	A *	3/1987	Karliner et al.	.....	401/195
5,538,161	A *	7/1996	Koehler et al.	.....	222/46
5,846,011	A *	12/1998	Bernstein et al.	.....	401/205
6,723,269	B2 *	4/2004	Grosz et al.	.....	264/254
D498,258	S *	11/2004	Song	.....	D19/43
D507,303	S *	7/2005	Andrews et al.	.....	D19/56
D508,948	S *	8/2005	Metaxatos et al.	.....	D19/43

D541,340	S *	4/2007	Qiu	.....	D19/43
D559,311	S *	1/2008	Qiu et al.	.....	D19/43
D567,852	S *	4/2008	Qiu et al.	.....	D19/43

**FOREIGN PATENT DOCUMENTS**

DE DM/062862 \* 1/2003

\* cited by examiner

*Primary Examiner*—Elizabeth A Albert

(74) *Attorney, Agent, or Firm*—Christensen O'Connor Johnson Kindness PLLC

(57) **CLAIM**

The ornamental design for a highlighter, as shown and described.

**DESCRIPTION**

FIG. 1 is an upper front left perspective view of a highlighter showing my new design;

FIG. 2 is a right side elevation view of the highlighter shown in FIG. 1, with a left side elevation view being a mirror image thereof;

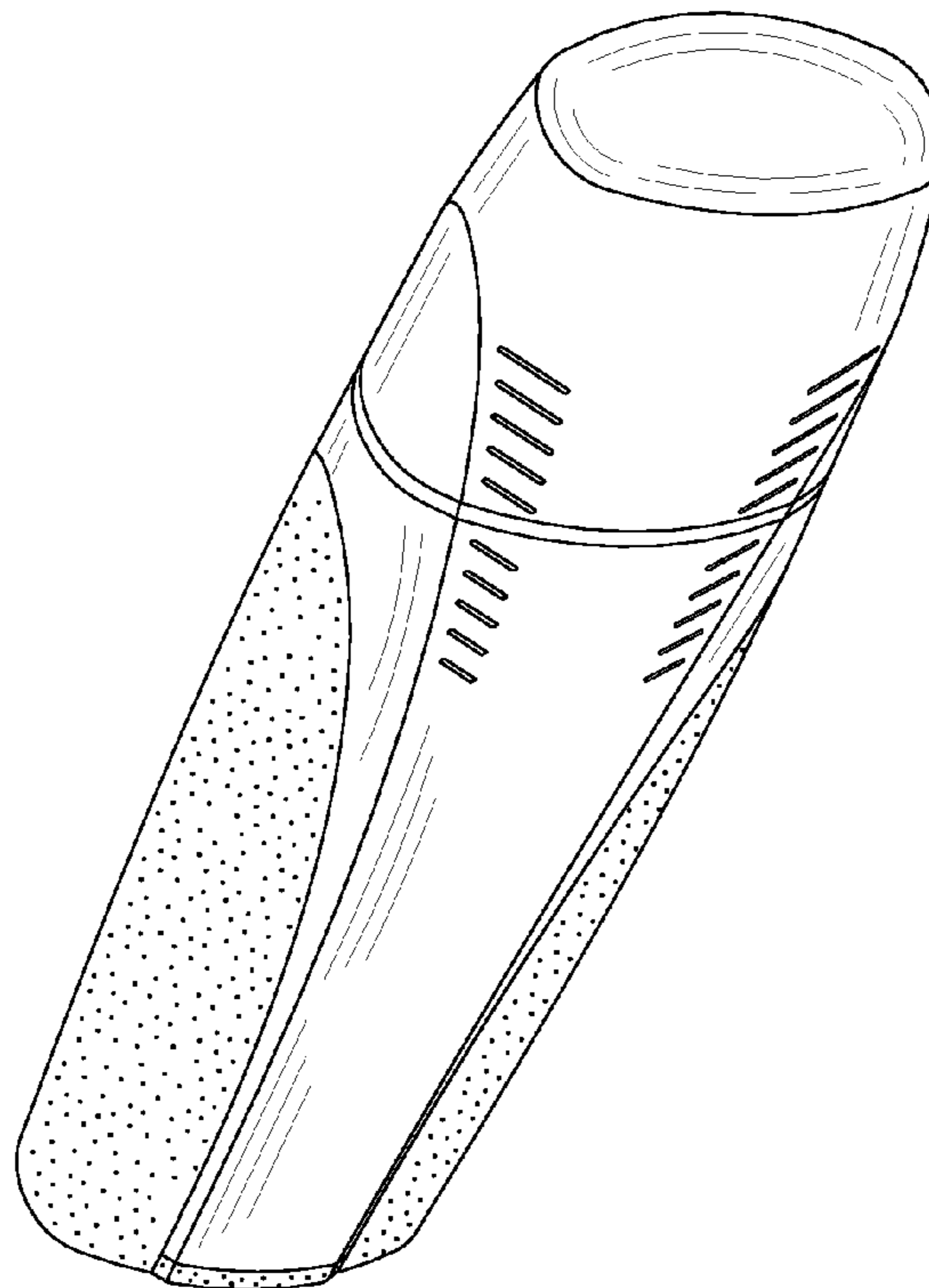
FIG. 3 is a front elevation view of the highlighter shown in FIG. 1, with a rear elevation view being a mirror image thereof;

FIG. 4 is a top plan view thereof; and,

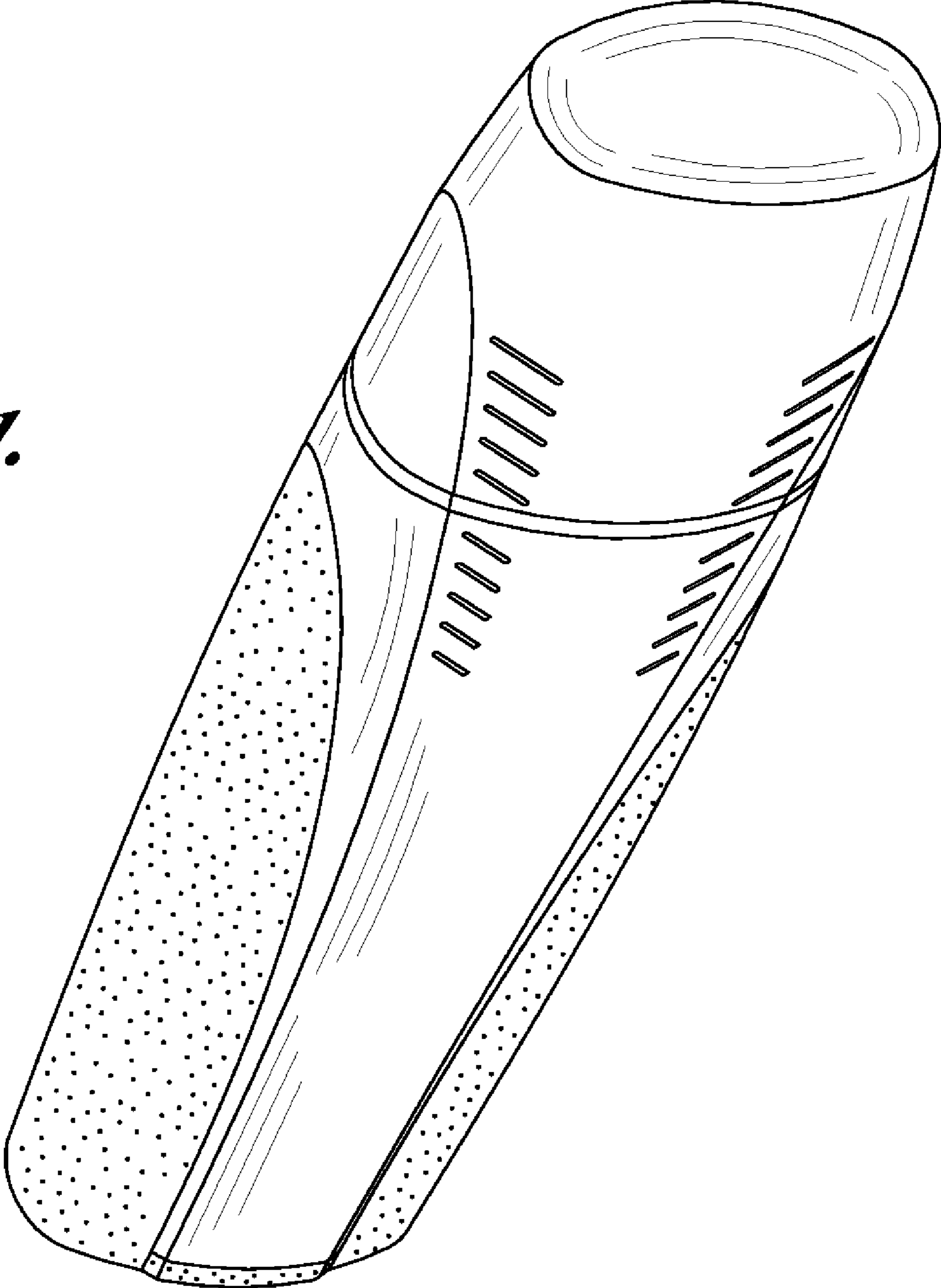
FIG. 5 is a bottom plan view thereof.

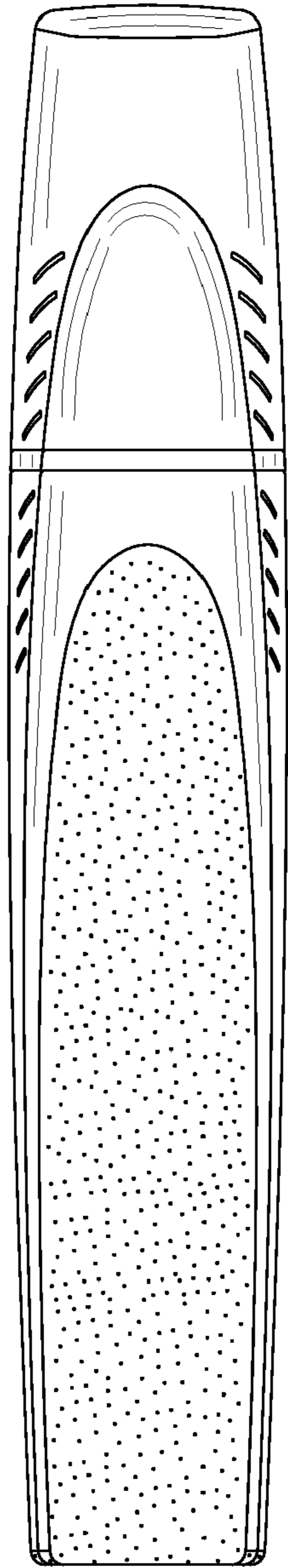
The stippled shading shown on a portion of the highlighter in FIGS. 1, 2, 3, and 5 represents a surface texture.

**1 Claim, 3 Drawing Sheets**

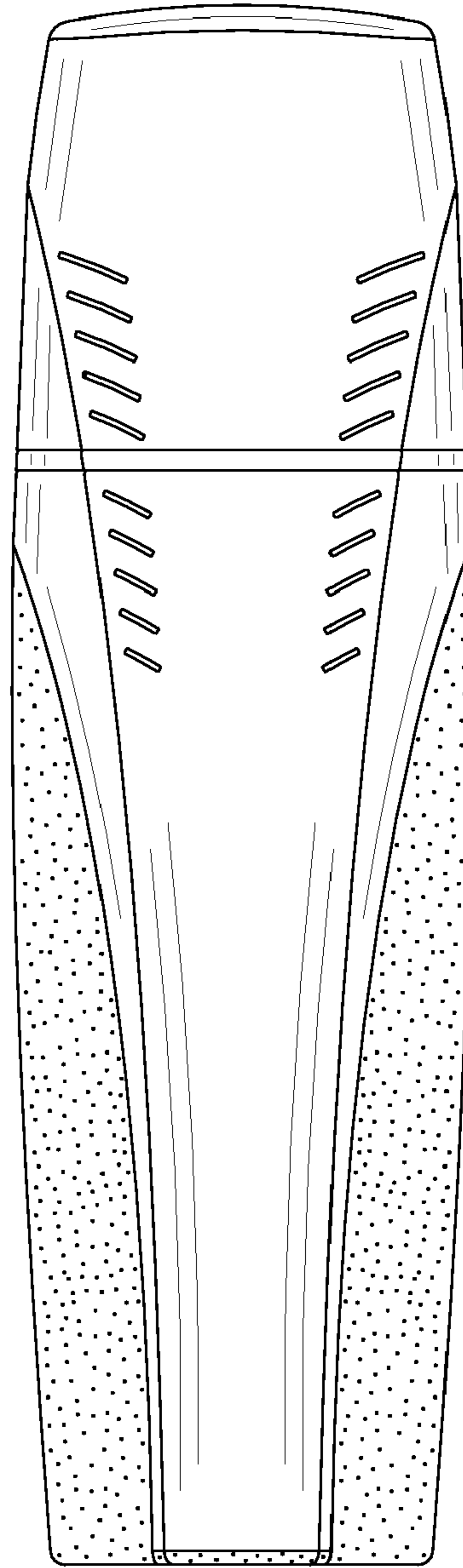


*Fig. 1.*

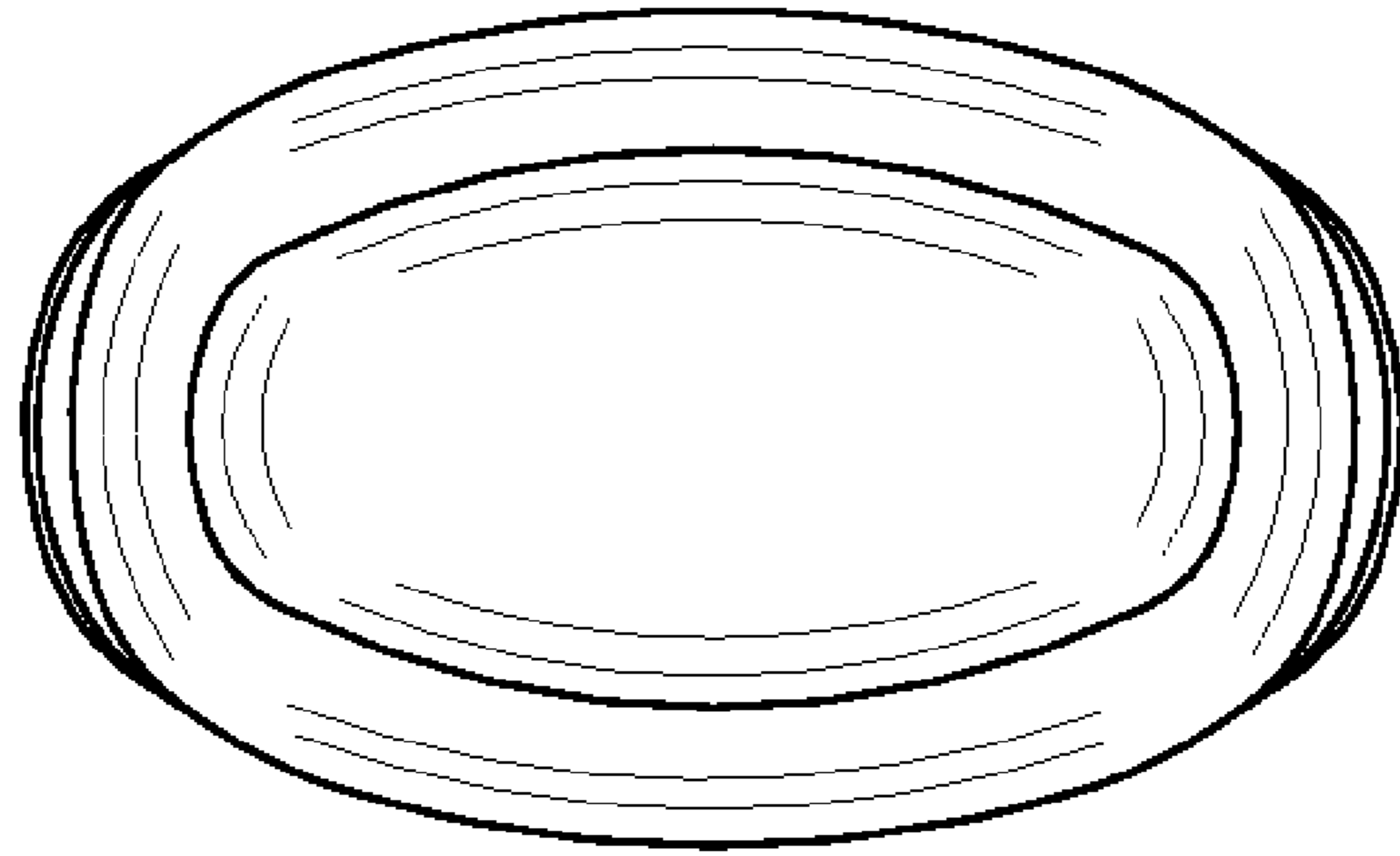




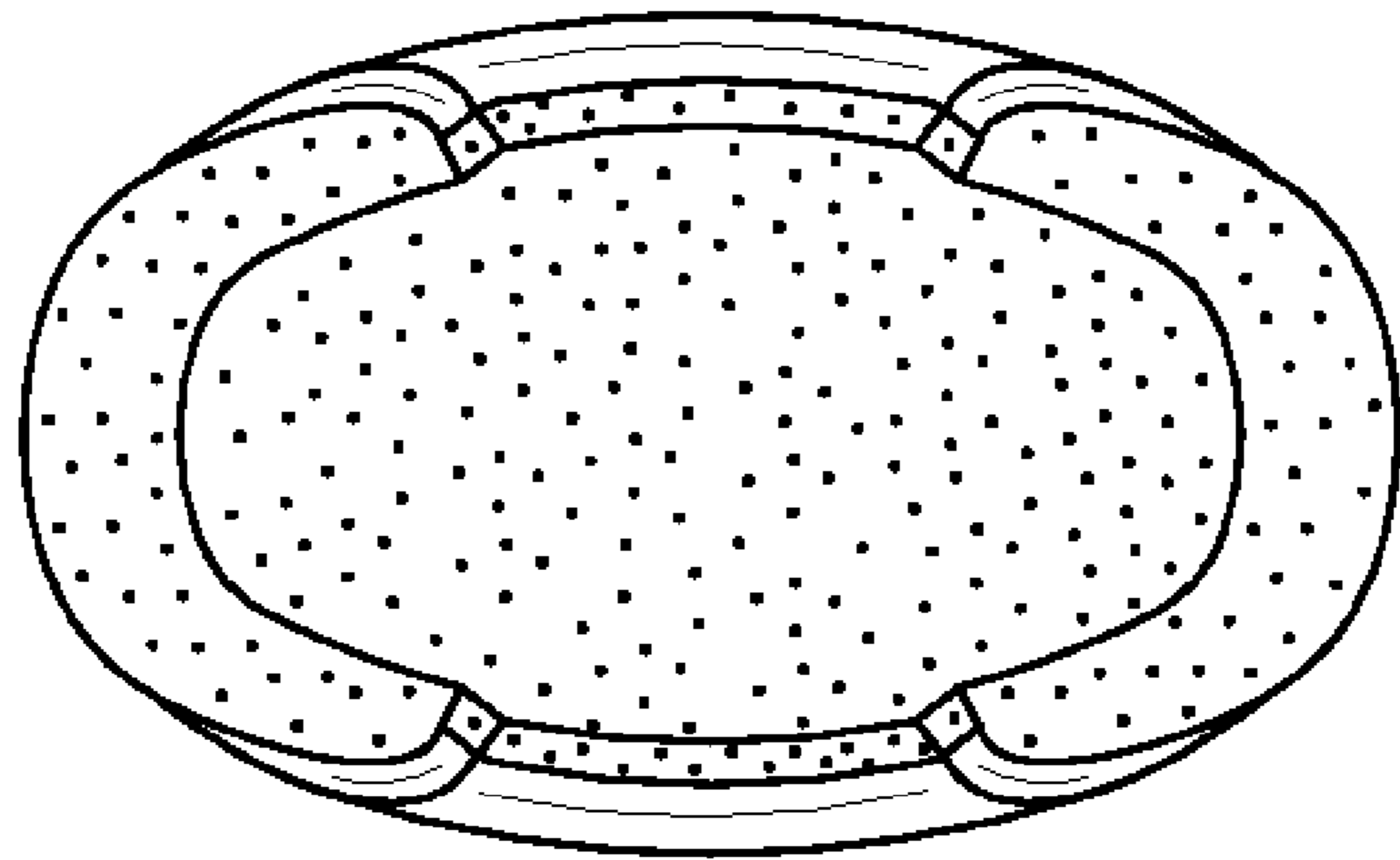
*Fig. 2.*



*Fig. 3.*



*Fig. 4.*



*Fig. 5.*