



US00D601080S

(12) **United States Design Patent**  
**Umstot**

(10) **Patent No.:** **US D601,080 S**

(45) **Date of Patent:** **\*\* Sep. 29, 2009**

- (54) **TIRE**
- (75) Inventor: **Dale Edward Umstot**, Atwater, OH (US)
- (73) Assignee: **The Goodyear Tire & Rubber Company**, Akron, OH (US)
- (\*\*) Term: **14 Years**
- (21) Appl. No.: **29/305,133**
- (22) Filed: **Mar. 14, 2008**
- (51) **LOC (9) Cl.** ..... **12-15**
- (52) **U.S. Cl.** ..... **D12/579**
- (58) **Field of Classification Search** ..... D12/512, D12/535-536, 544, 564-565, 571, 579, 585-587, D12/600-603, 900-901; 152/209.1, 209.8-209.18, 152/209.25-209.28  
See application file for complete search history.

D487,055 S	2/2004	Rooney et al.	.....	D12/579
D487,056 S	2/2004	Rooney et al.	.....	D12/579
D487,057 S	2/2004	Rooney et al.	.....	D12/579
D496,328 S	9/2004	Shondel et al.	.....	D12/579
D544,830 S *	6/2007	Umstot et al.	.....	D12/579
D548,172 S *	8/2007	Dixon et al.	.....	D12/579
D567,750 S *	4/2008	Dixon	.....	D12/579
D578,956 S *	10/2008	Dixon et al.	.....	D12/579

\* cited by examiner

*Primary Examiner*—Stacia Cadmus

(74) *Attorney, Agent, or Firm*—Richard B. O’Planick

(57) **CLAIM**

The ornamental design for a tire, as shown and described.

**DESCRIPTION**

FIG. 1 is a perspective view of a tire showing our new design, it being understood that the pattern repeats uniformly throughout the circumference of the tread;

FIG. 2 is a front elevational view thereof;

FIG. 3 is a right side elevational view thereof; the opposite side elevational view being identical thereto; and,

FIG. 4 is an enlarged fragmentary front elevational view thereof.

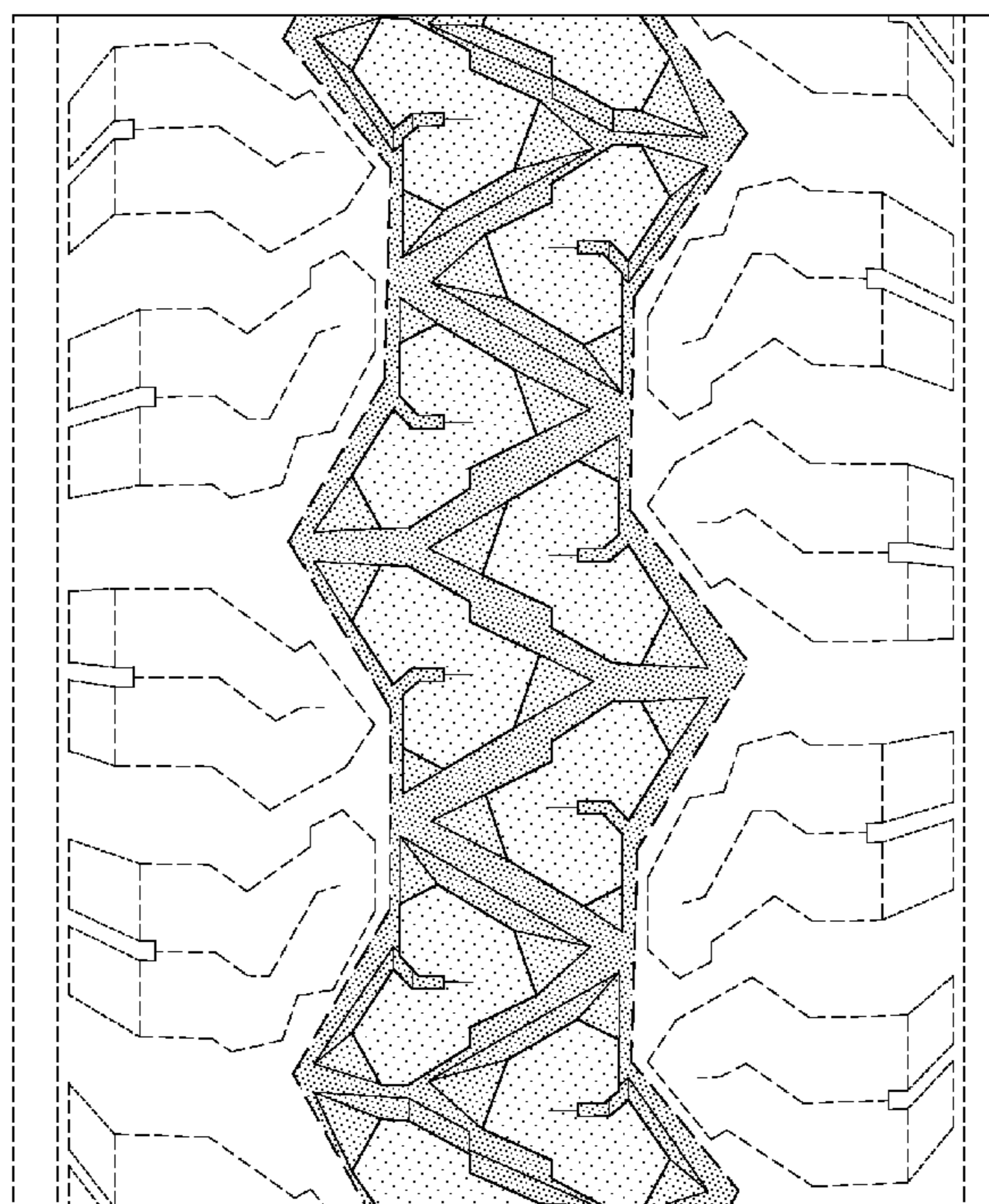
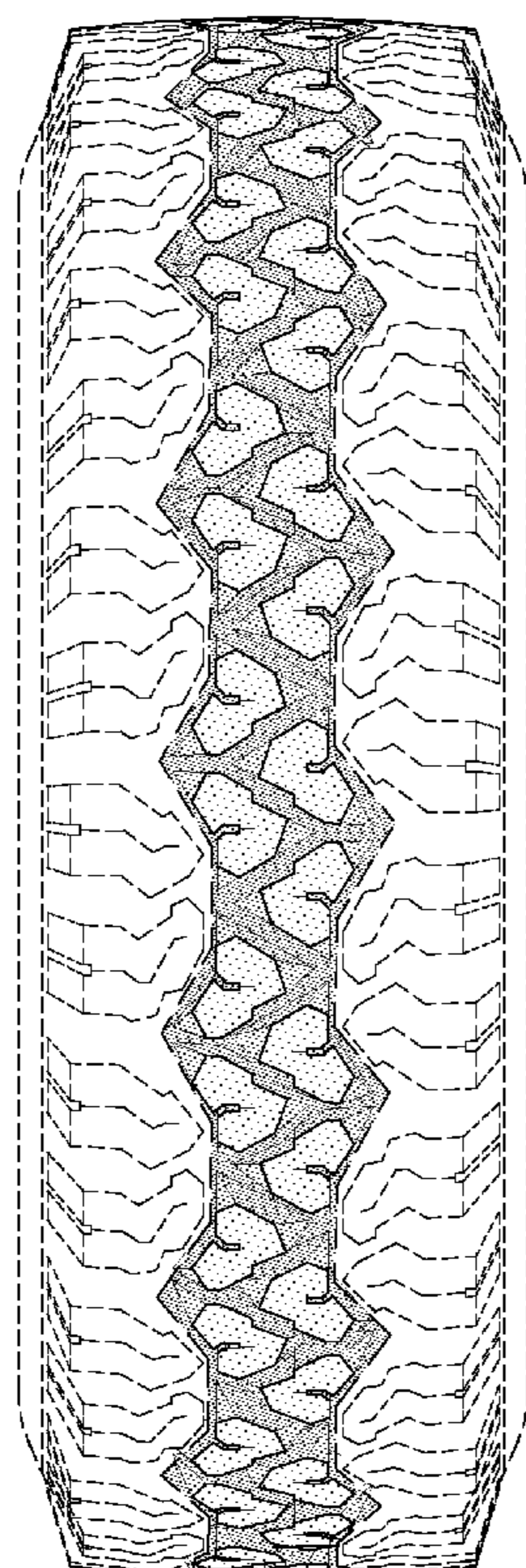
In the drawings, the broken lines defining the sidewall, inner bead and the peripheral boundary between the claimed tire tread and the unclaimed sidewall depict environmental subject matter that forms no part of the claimed design.

**1 Claim, 4 Drawing Sheets**

(56) **References Cited**

**U.S. PATENT DOCUMENTS**

D326,075 S	5/1992	Covert et al.	.....	D12/147
D412,472 S	8/1999	Brown et al.	.....	D12/146
D413,287 S	8/1999	Brown et al.	.....	D12/147
D413,288 S	8/1999	Brown et al.	.....	D12/147
D414,727 S	10/1999	Brown et al.	.....	D12/146
D428,587 S	7/2000	Maxwell	.....	D12/147
D428,838 S	8/2000	Maxwell	.....	D12/149
D450,267 S	11/2001	Dixon et al.	.....	D12/147
D450,268 S	11/2001	Dixon et al.	.....	D12/147



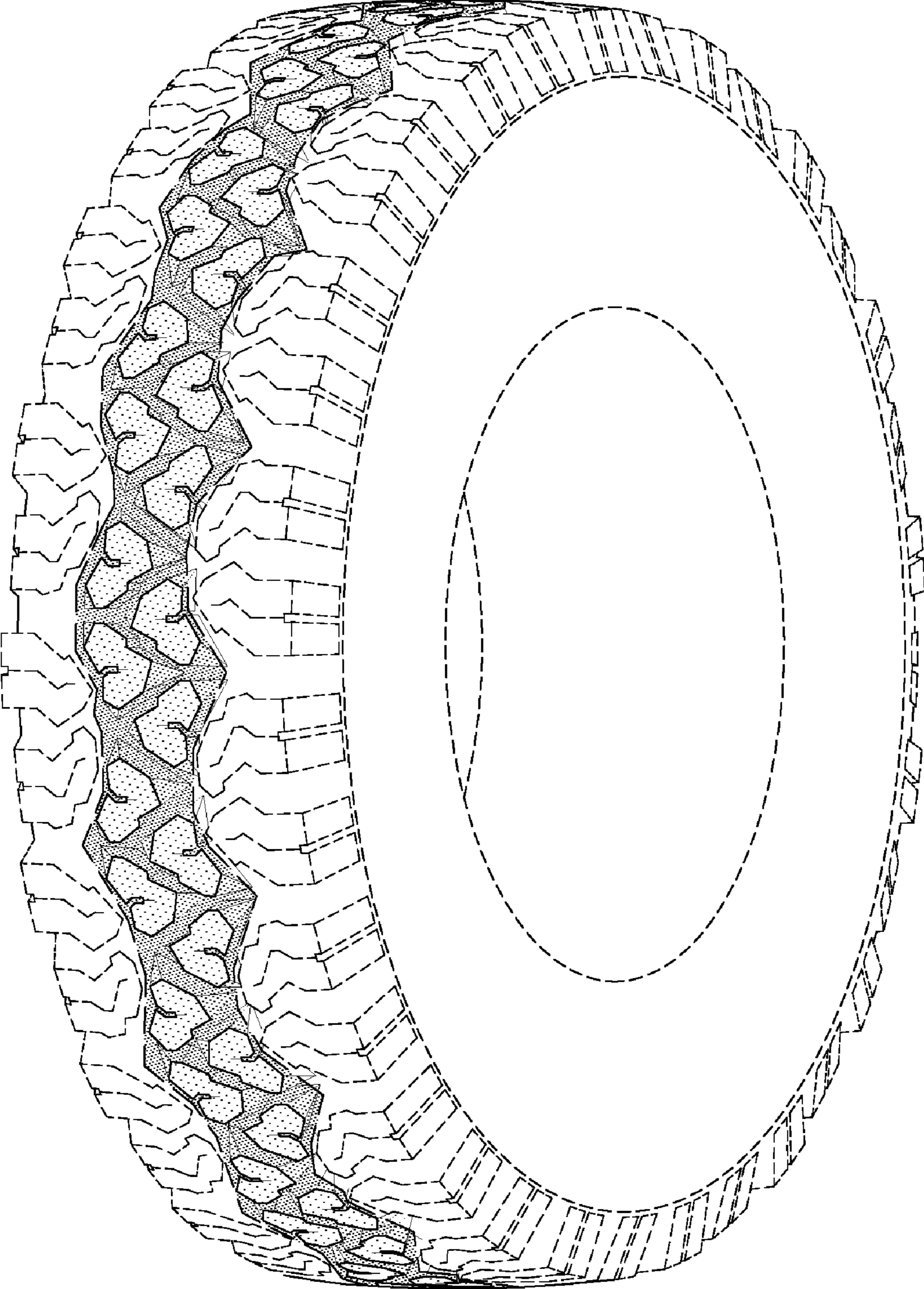


FIG-1

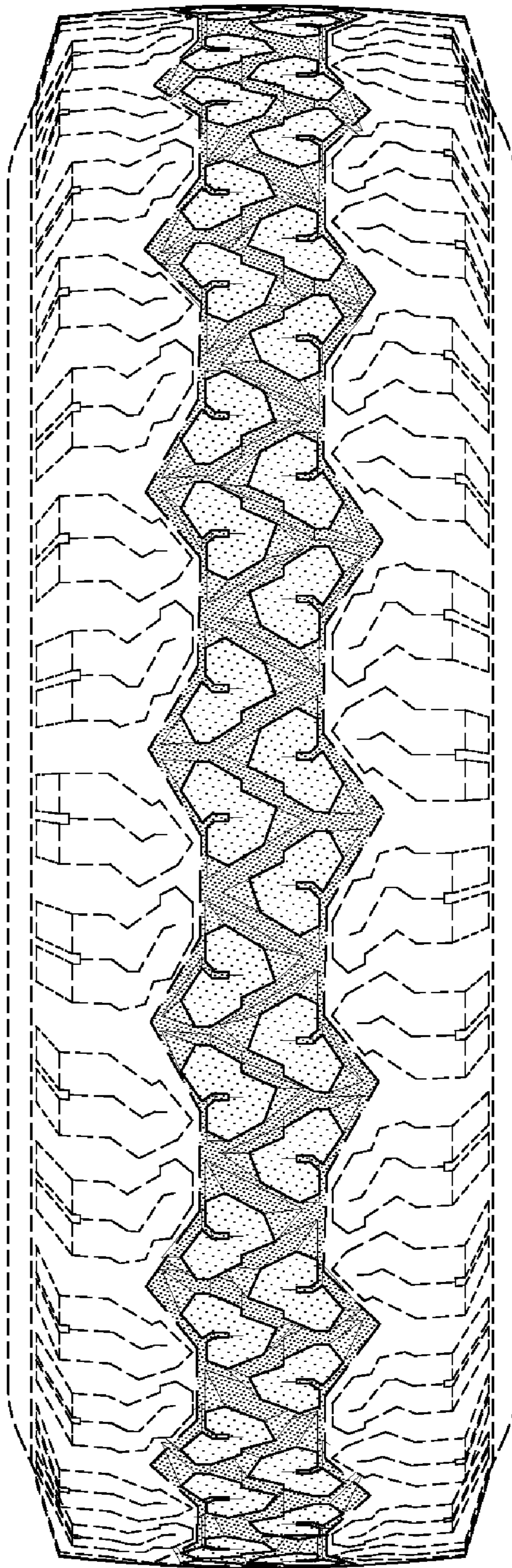


FIG-2

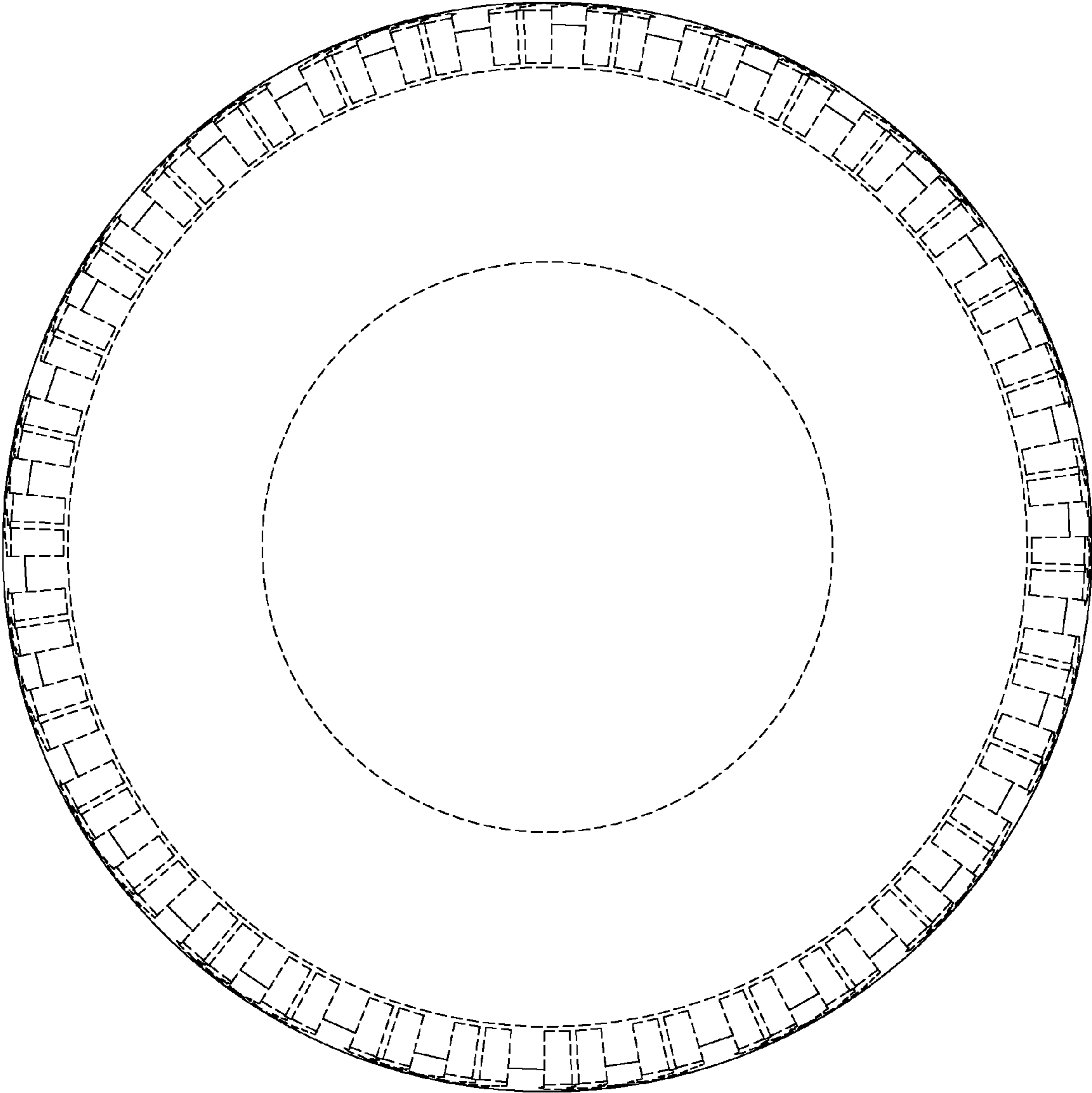


FIG-3

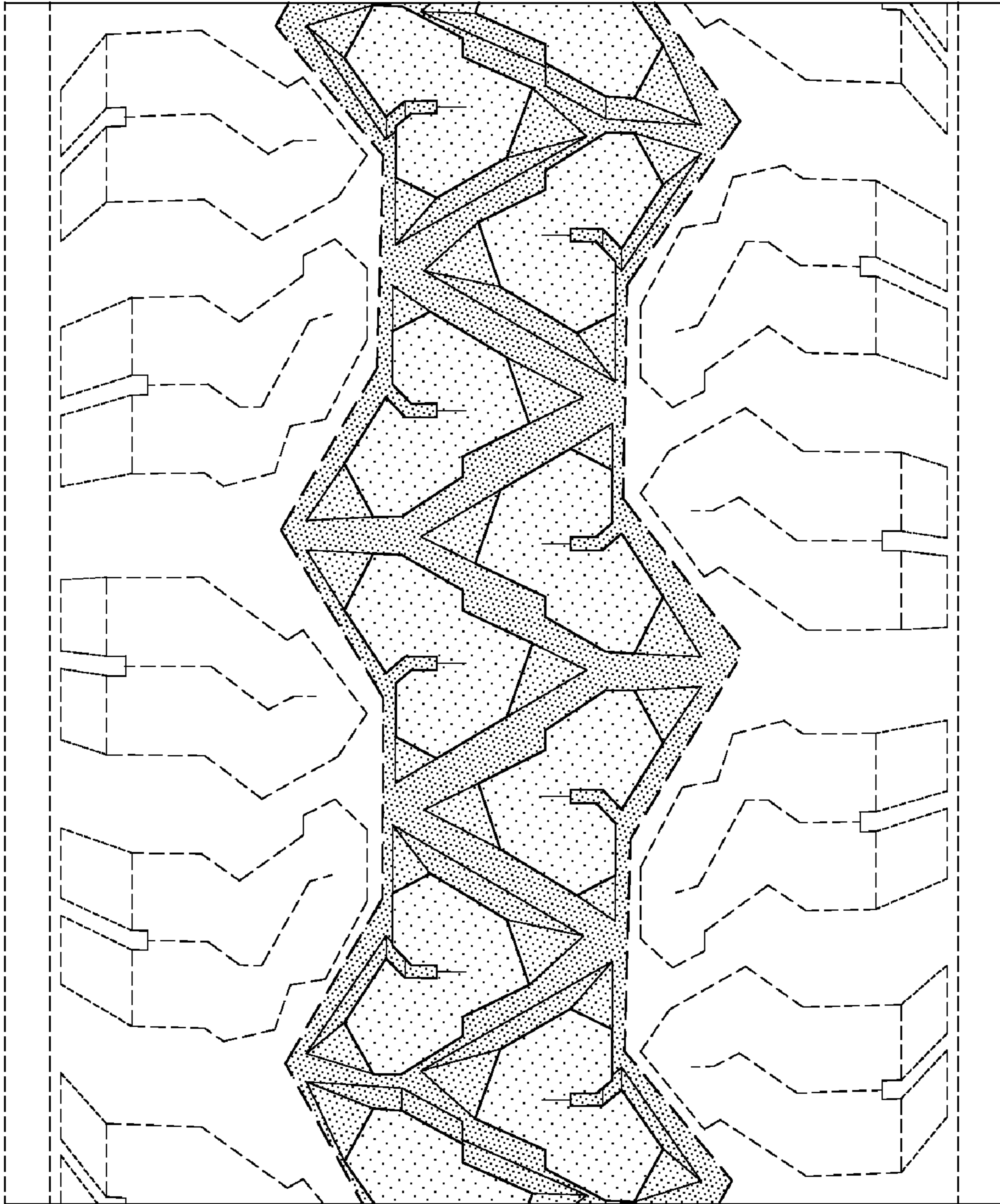


FIG-4