



US00D601070S

(12) **United States Design Patent**
Boyce

(10) **Patent No.:** **US D601,070 S**

(45) **Date of Patent:** **** Sep. 29, 2009**

(54) **LICENSE PLATE HOLDER FOR A MOTORCYCLE**

(76) Inventor: **Robert Boyce**, 5 Bright St., Westbury, NY (US) 11590

(**) Term: **14 Years**

(21) Appl. No.: **29/320,034**

(22) Filed: **Jun. 19, 2008**

(51) **LOC (9) Cl.** **12-16**

(52) **U.S. Cl.** **D12/193**

(58) **Field of Classification Search** D12/193;
D6/300-303, 310-314; 40/200-204, 207-216;
362/497, 473; D20/13

See application file for complete search history.

(56) **References Cited**

U.S. PATENT DOCUMENTS

D377,776	S	*	2/1997	Kheyfets	D12/193
D380,430	S	*	7/1997	Spencer	D12/193
D421,947	S	*	3/2000	Spencer	D12/193
D464,301	S	*	10/2002	Ohm	D12/193
D474,724	S	*	5/2003	Wang	D12/193
D493,398	S	*	7/2004	Ohm et al.	D12/193
D494,519	S	*	8/2004	Huang	D12/193
D507,218	S	*	7/2005	Spencer	D12/193
D561,673	S	*	2/2008	Hu	D12/193
D562,204	S	*	2/2008	Dayan et al.	D12/193
D577,643	S	*	9/2008	Hu	D12/193

* cited by examiner

Primary Examiner—Caron Veynar

Assistant Examiner—Abraham Bahta

(74) *Attorney, Agent, or Firm*—Scully, Scott, Murphy & Presser, P.C.

(57) **CLAIM**

The ornamental design for a license plate holder for a motorcycle, as shown and described.

DESCRIPTION

The present design is for a license plate holder that can be mounted onto a motorcycle, and is used to hold a license plate.

FIG. 1 is a perspective view of a license plate holder for a motorcycle showing my new design;

FIG. 2 is a front elevational view thereof;

FIG. 3 is a first side view taken from a first, short side thereof;

FIG. 4 is another side view taken from a second short side thereof;

FIG. 5 is a yet another side view taken from a first long side thereof;

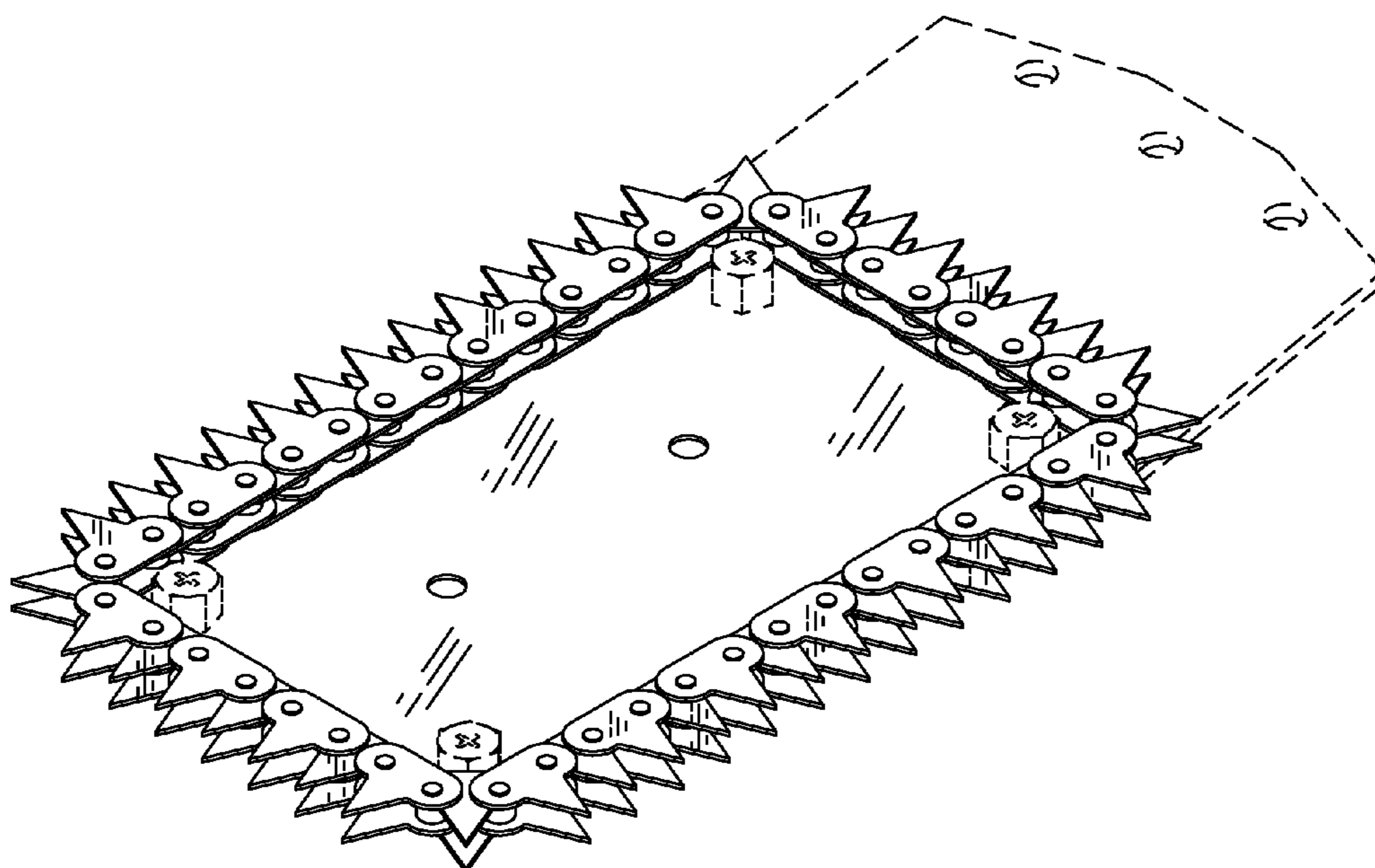
FIG. 6 is still another side view taken from a second long side thereof;

FIG. 7 is a rear elevational view thereof; and,

FIG. 8 is a front elevational view of the license plate holder for motorcycle mounted to a license plate.

The broken lines shown in the drawings are for illustrative purposes only and form no part of the claimed design.

1 Claim, 3 Drawing Sheets



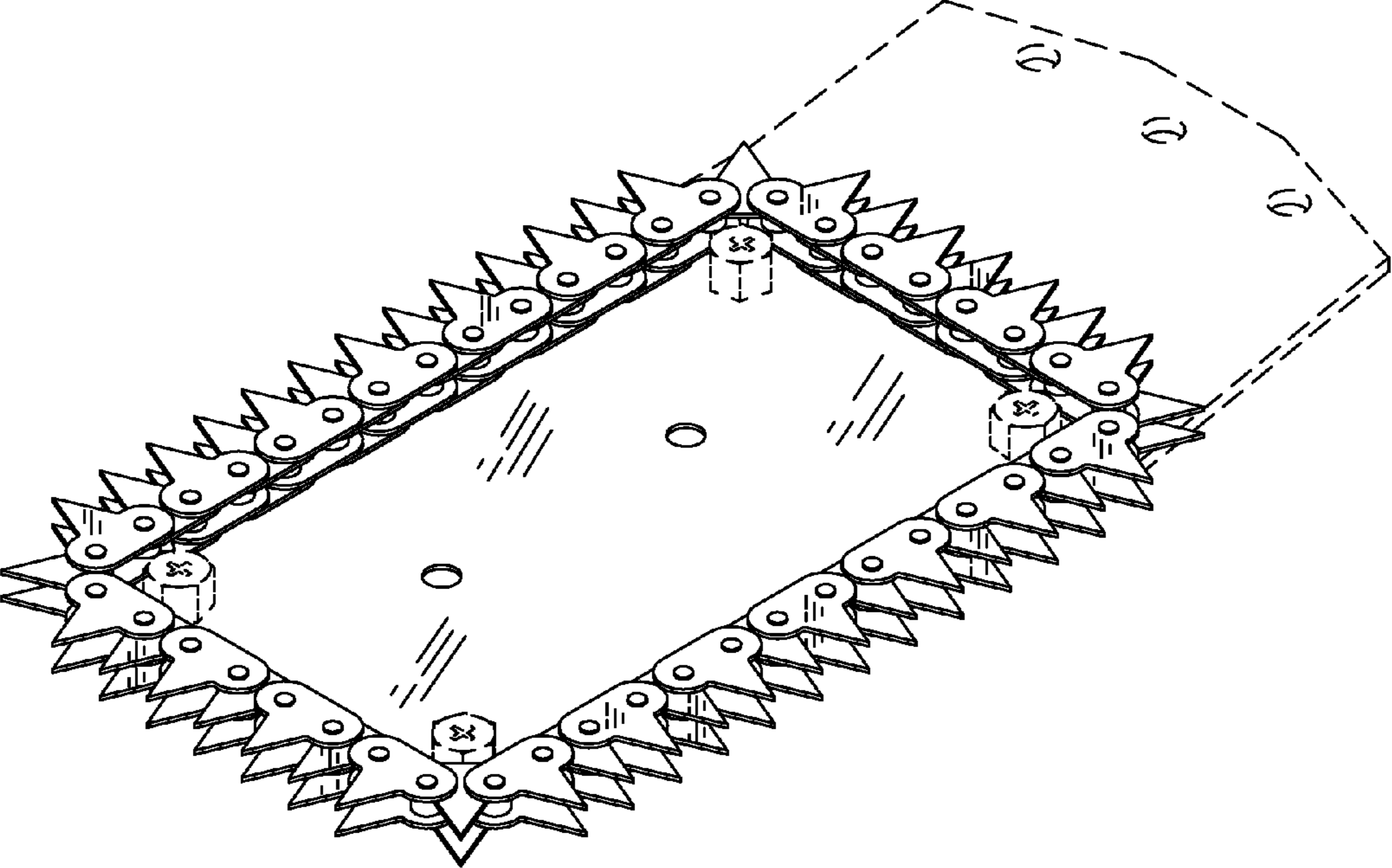


FIG. 1

FIG. 3

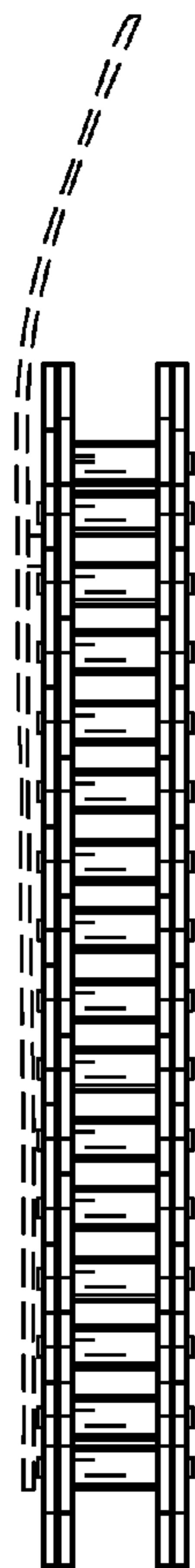
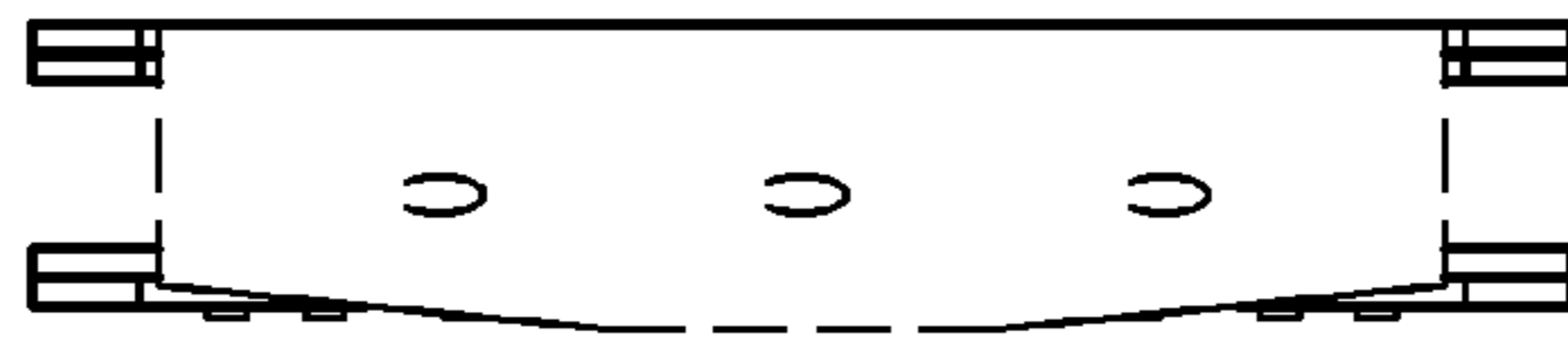


FIG. 5

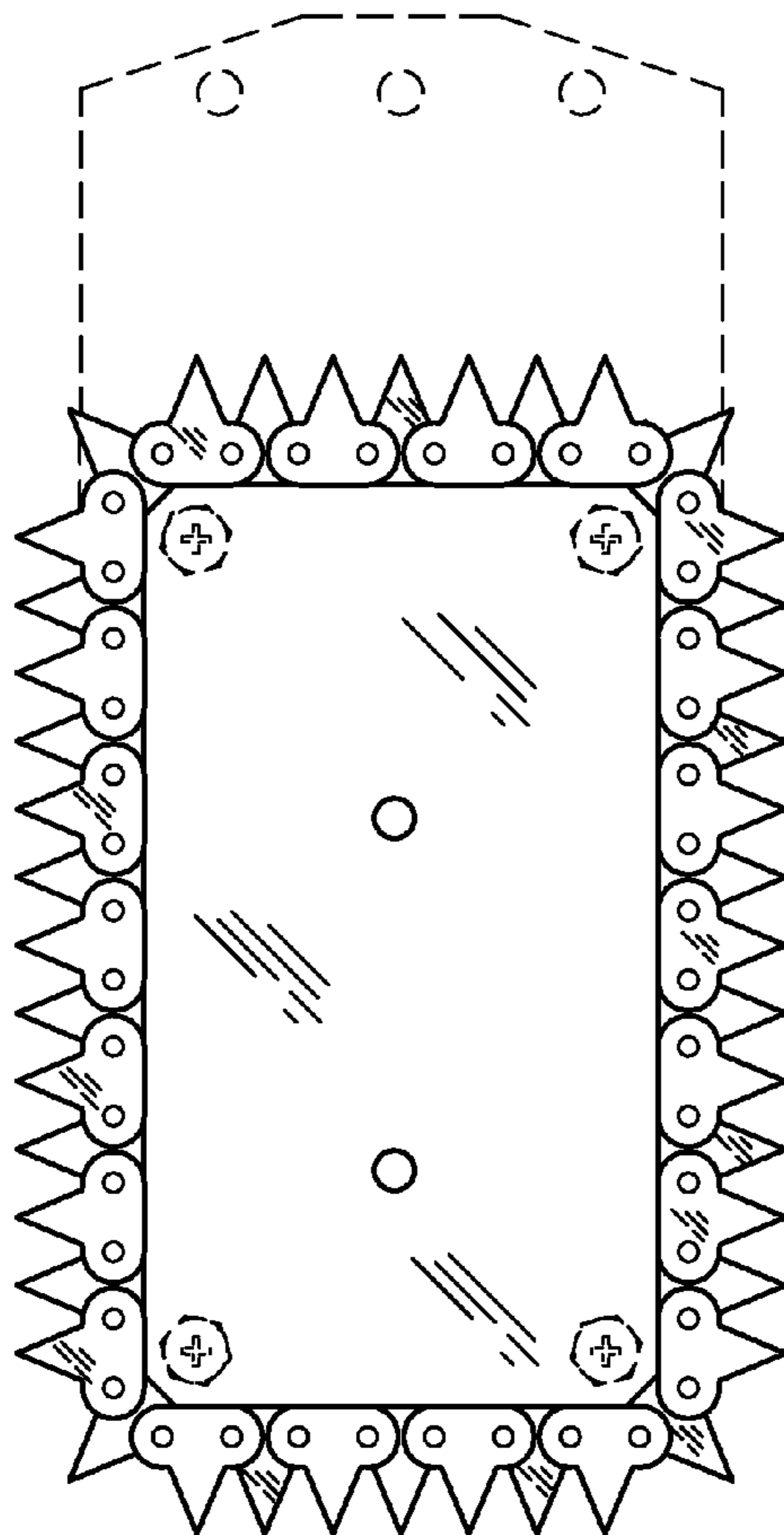


FIG. 2

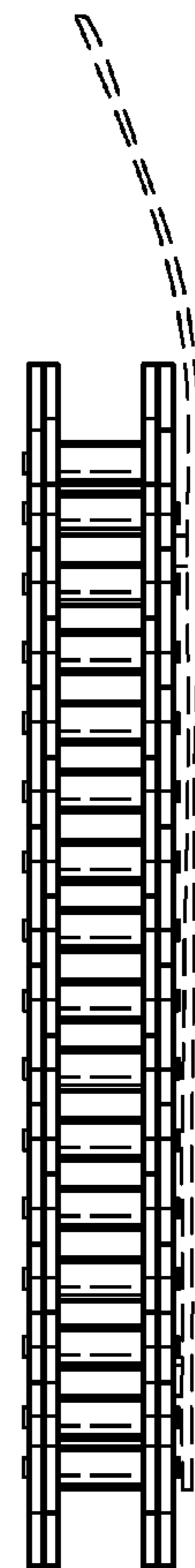
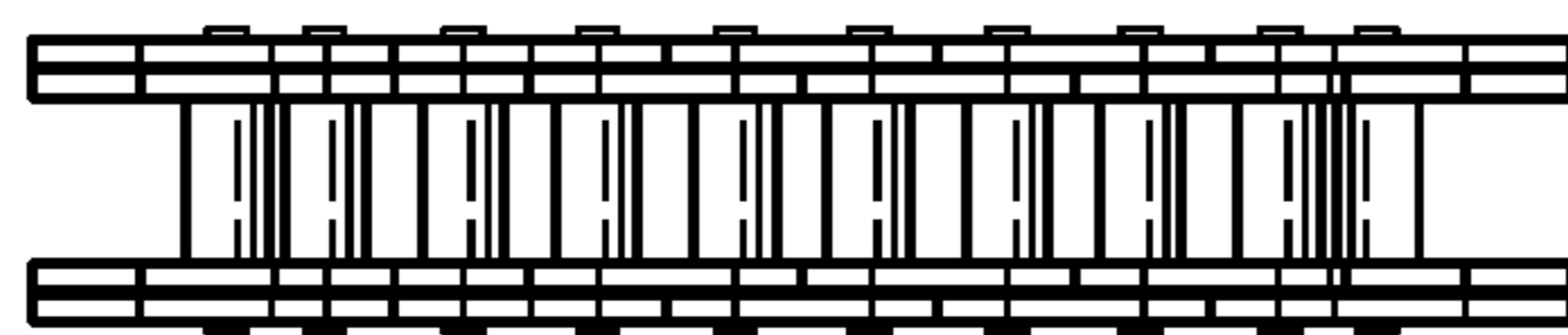


FIG. 6

FIG. 4



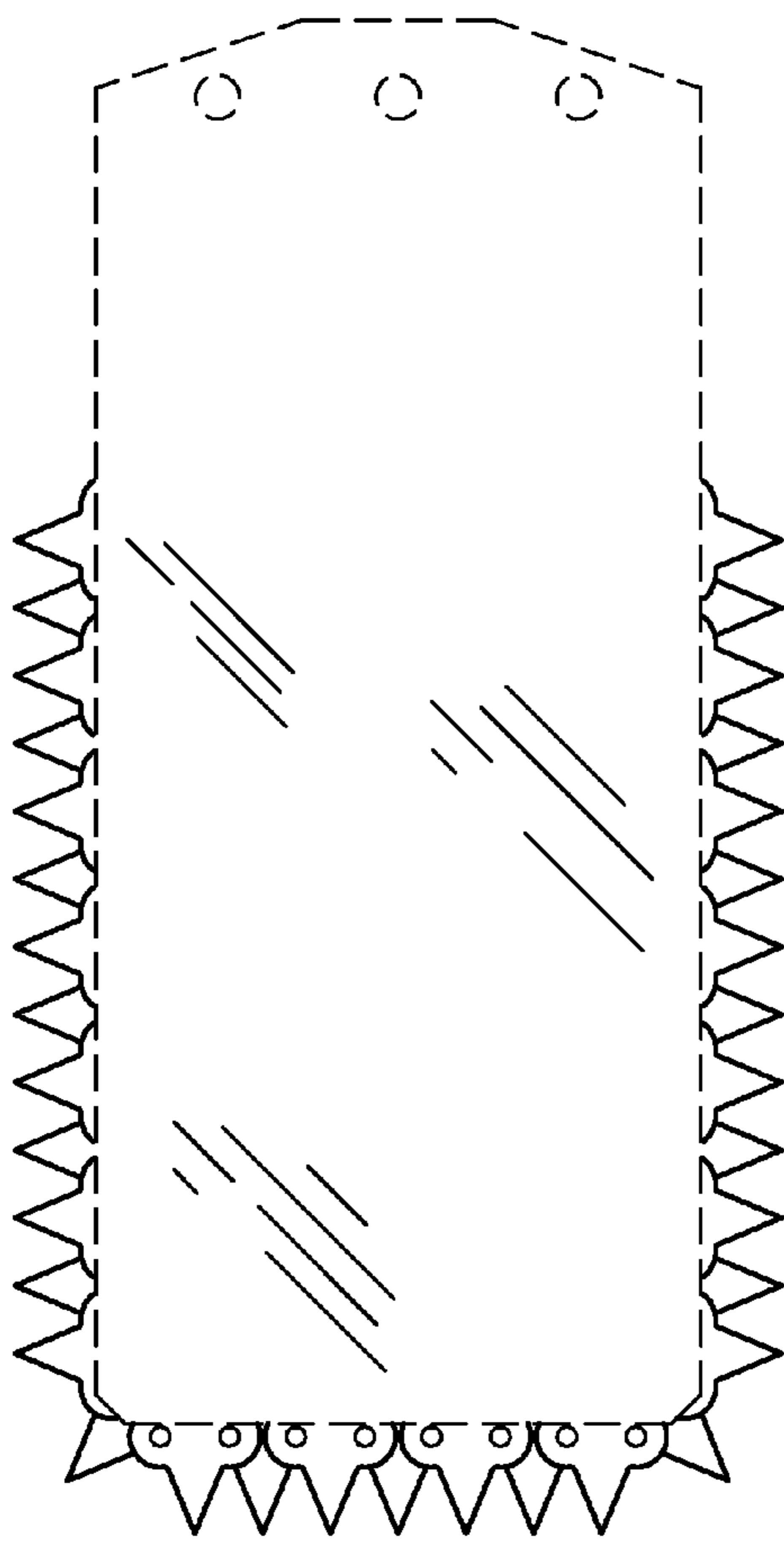


FIG. 7




FIG. 8