



US00D601063S

(12) **United States Design Patent**  
**Lamm**

(10) **Patent No.:** **US D601,063 S**

(45) **Date of Patent:** **\*\* Sep. 29, 2009**

(54) **VEHICLE FRONT VALANCE**

(75) Inventor: **Stefan Lamm**, Köln (DE)

(73) Assignee: **Ford Global Technologies, LLC**,  
Dearborn, MI (US)

(\*\*) Term: **14 Years**

(21) Appl. No.: **29/330,143**

(22) Filed: **Dec. 30, 2008**

(51) **LOC (9) Cl.** ..... **12-16**

(52) **U.S. Cl.** ..... **D12/169**

(58) **Field of Classification Search** ..... D12/169,  
D12/196, 90-92, 86, 181; 293/102, 113,  
293/115, 117, 120; 296/180.1, 180.2  
See application file for complete search history.

(56) **References Cited**

**U.S. PATENT DOCUMENTS**

D542,196 S *	5/2007	Levy	.....	D12/169
D543,137 S *	5/2007	Levy	.....	D12/169
D545,248 S *	6/2007	Angelo et al.	.....	D12/169
D560,145 S *	1/2008	Tant et al.	.....	D12/169
D566,632 S *	4/2008	Hutchins	.....	D12/169
D576,928 S *	9/2008	Miyazaki	.....	D12/169
D590,753 S *	4/2009	Williams et al.	.....	D12/169
D592,571 S *	5/2009	Golden et al.	.....	D12/169
D592,572 S *	5/2009	Golden et al.	.....	D12/169

\* cited by examiner

*Primary Examiner*—Melody N Brown

(74) *Attorney, Agent, or Firm*—Damian Porcari

(57) **CLAIM**

The ornamental design for a vehicle front valance, as shown and described.

**DESCRIPTION**

FIG. 1 is a bottom, front and left side perspective view of the vehicle rear valance;

FIG. 2 is a front elevational view of the vehicle front valance;

FIG. 3 is a rear elevational view of the vehicle front valance;

FIG. 4 is a left side elevational view of the vehicle front valance;

FIG. 5 is a right side elevational view of the vehicle front valance;

FIG. 6 is a top plan view of the vehicle front valance; and,

FIG. 7 is a bottom plan view of the vehicle front valance.


The vehicle front valance is styled independently of adjacent vehicle panels. To the extent that any feature lines are illustrated, they are intended to illustrate the crest and valley of the feature and are not necessarily sharp bends in the part. Shading is used to illustrate the curvature of the part and not color. Areas shown in or sounded by broken lines are not claimed. Any functional features of the vehicle front valance are not claimed. Views are orthogonal projections unless otherwise noted. The various views are not necessarily to scale in order to better illustrate the design.

**1 Claim, 5 Drawing Sheets**





*Figure 1*



*Figure 2*

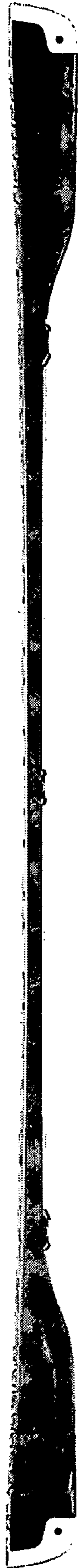




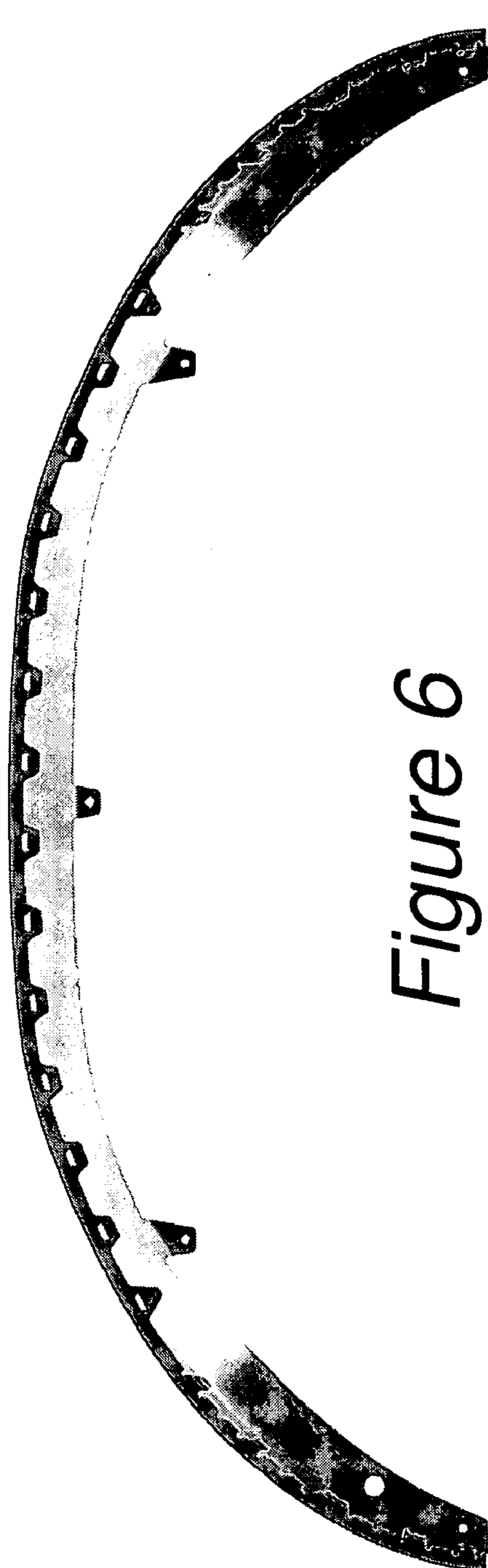
Figure 3



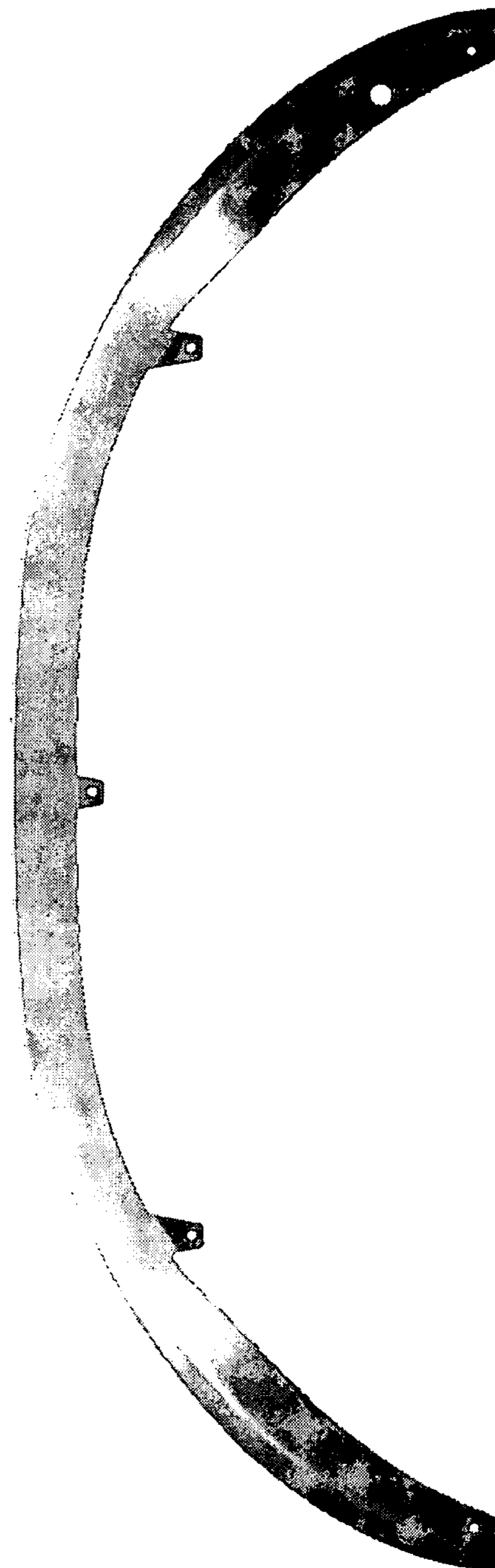
*Figure 4*



*Figure 5*



*Figure 6*



*Figure 7*