

US00D601045S

(12) **United States Design Patent**  
**Cowen et al.**

(10) **Patent No.:** **US D601,045 S**  
(45) **Date of Patent:** **\*\* Sep. 29, 2009**

(54) **SCOREBOARD IN THE FORM OF A HOCKEY RINK**

5,062,381 A \* 11/1991 Hendricks ..... 116/225  
5,552,758 A \* 9/1996 Tobin ..... 340/323 R  
D418,067 S \* 12/1999 Bezas ..... D10/46.1

(75) Inventors: **Michael C. Cowen**, Murray, KY (US);  
**Clay Perkins**, New Concord, KY (US)

(73) Assignee: **Innovative Display Products, LLC**,  
Murray, KY (US)

\* cited by examiner

(\*\*) Term: **14 Years**

*Primary Examiner*—Prabhakar Deshmukh

(74) *Attorney, Agent, or Firm*—Christie, Parker & Hale, LLP.

(21) Appl. No.: **29/326,233**

(57) **CLAIM**

(22) Filed: **Oct. 14, 2008**

The ornamental design for scoreboard in the form of a hockey rink, as shown and described.

(51) **LOC (9) Cl.** ..... **21-01**

(52) **U.S. Cl.** ..... **D10/46.1**

(58) **Field of Classification Search** ..... D10/46.1,  
D10/46; D21/324, 333, 606, 780, 781, 788,  
D21/789; 116/222–225, 173–175, DIG. 1,  
116/DIG. 3; 235/1 B; 446/268

See application file for complete search history.

### DESCRIPTION

FIG. 1 is a front view of a scoreboard in the form of a hockey rink showing our new design;

FIG. 2 is a side view thereof; and,

FIG. 3 is a bottom view thereof.

The broken lines showing the environment are for illustrative purpose only and form no part of the claimed design.

(56) **References Cited**

### U.S. PATENT DOCUMENTS

2,505,382 A \* 4/1950 Bridges ..... 116/223  
D222,779 S \* 12/1971 Wagnild ..... D10/46.1

**1 Claim, 1 Drawing Sheet**

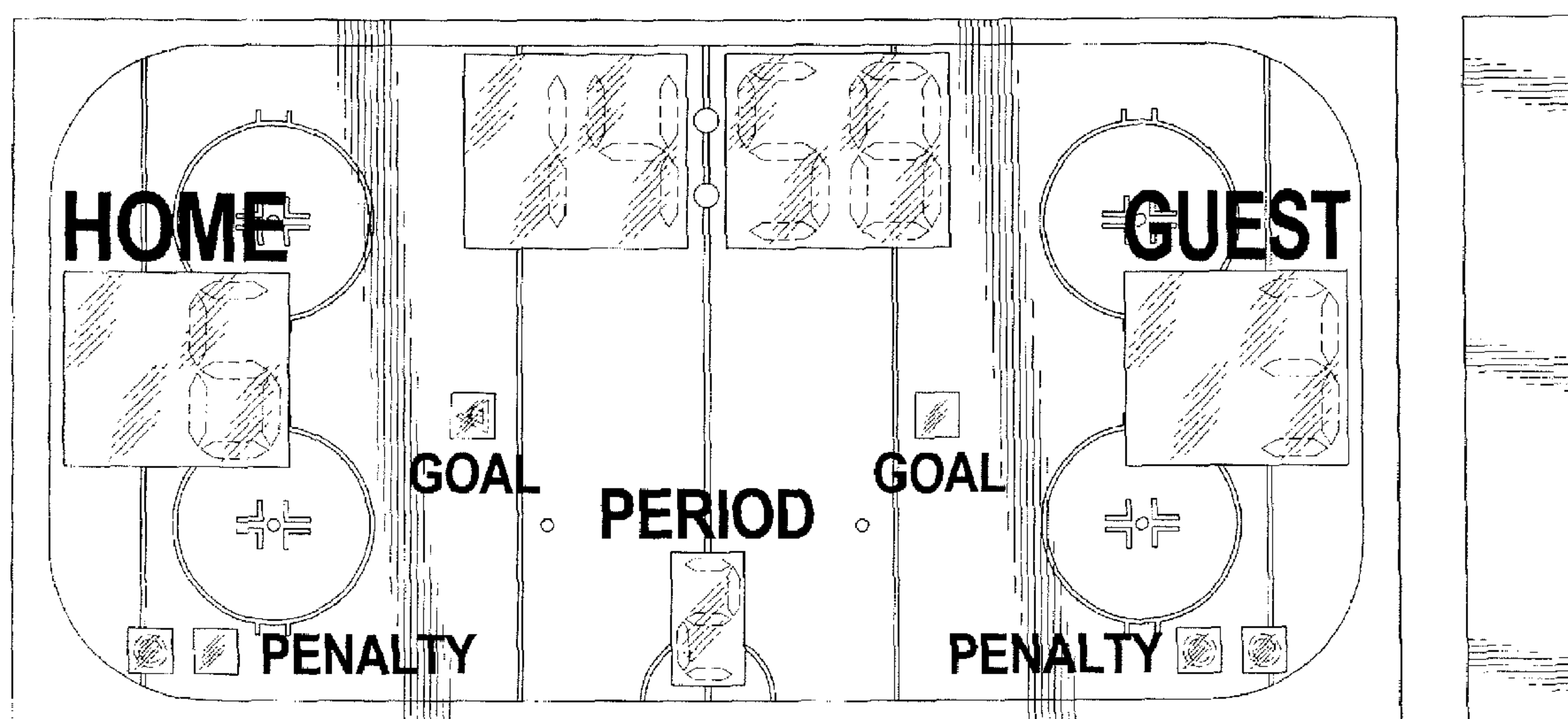


FIG. 2




FIG. 1

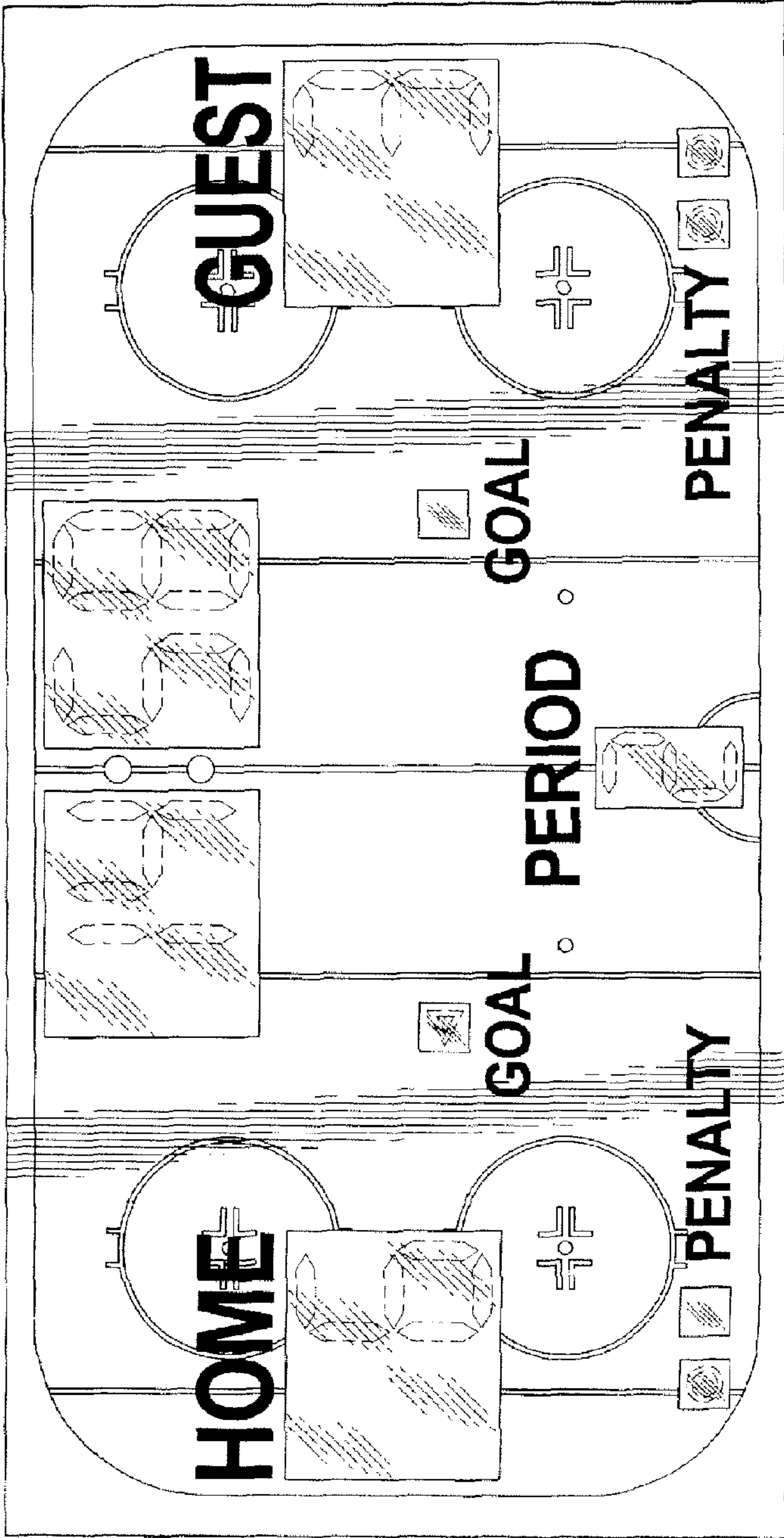


FIG. 3

