



US00D601038S

(12) **United States Design Patent**  
**Middleton-Schluter**

(10) **Patent No.:** **US D601,038 S**  
(45) **Date of Patent:** **\*\* Sep. 29, 2009**

(54) **MULTI-COMPARTMENT DISPOSABLE BAG FOR FOOD STORAGE**

D545,689 S 7/2007 Peel  
D563,241 S 3/2008 Nimey  
D588,013 S \* 3/2009 Tanaka et al. .... D9/703

(76) Inventor: **Catherine Middleton-Schluter**, 9493  
Candice Ct., Orlando, FL (US)  
32832-5649

\* cited by examiner

(\*\*) Term: **14 Years**

*Primary Examiner*—Caron Veynar  
*Assistant Examiner*—Abraham Bahta  
(74) *Attorney, Agent, or Firm*—Mark W. Scott; Beusse Wolter  
Sanks Mora & Maire, P.A.

(21) Appl. No.: **29/337,544**

(22) Filed: **May 26, 2009**

(57) **CLAIM**

(51) **LOC (9) Cl.** ..... **09-05**

I claim, the ornamental design for a multi-compartment disposable bag for food storage, as shown and described.

(52) **U.S. Cl.** ..... **D9/709**

(58) **Field of Classification Search** ..... D9/702-703,  
D9/705, 707, 709, 711, 713; 222/92, 107,  
222/215, 206; 229/87.06, 807, 260, 811,  
229/103, 203, 205, 207; D3/303, 202, 203.1  
See application file for complete search history.

**DESCRIPTION**

(56) **References Cited**

**U.S. PATENT DOCUMENTS**

- D103,446 S \* 3/1937 Amend ..... D9/705
- 2,684,097 A \* 7/1954 Treul ..... 383/38
- D346,737 S \* 5/1994 Dufresne ..... D9/705
- D364,086 S \* 11/1995 Jacobson ..... D9/705
- D390,457 S \* 2/1998 Hoska et al. .... D9/707
- D449,927 S \* 11/2001 Dorizas ..... D3/201
- D450,443 S \* 11/2001 Dorizas ..... D3/201
- D499,636 S \* 12/2004 Bennie et al. .... D9/707
- D540,693 S \* 4/2007 Smalls ..... D9/709
- D544,203 S \* 6/2007 Krohn et al. .... D3/203.5
- D545,217 S \* 6/2007 Jeric et al. .... D9/709

FIG. 1 is a front elevational view of the multi-compartment disposable bag for food storage;

FIG. 2 is a right side elevational view of the multi-compartment disposable bag for food storage;

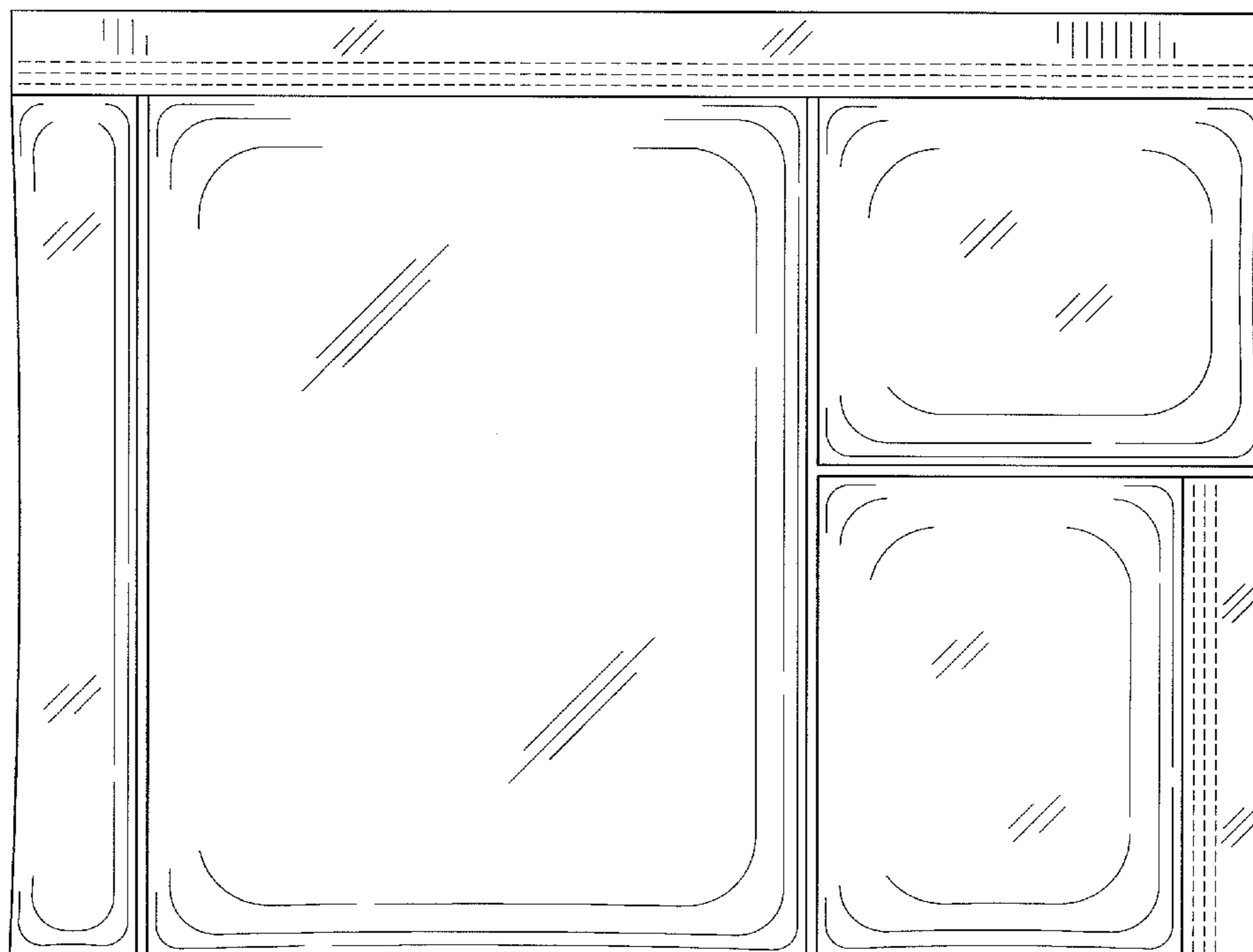
FIG. 3 is a left side elevational view of the multi-compartment disposable bag for food storage;

FIG. 4 is a top plan view of the multi-compartment disposable bag for food storage; and,

FIG. 5 is a bottom plan view of the multi-compartment disposable bag for food storage.

The broken line showing of an edge of the bag is included for the purpose of illustrating environmental structure and forms no part of the claimed design.

**1 Claim, 2 Drawing Sheets**



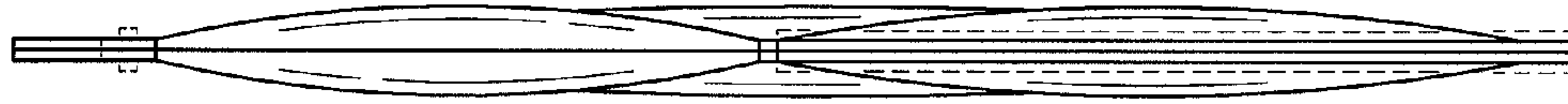


FIG. 2

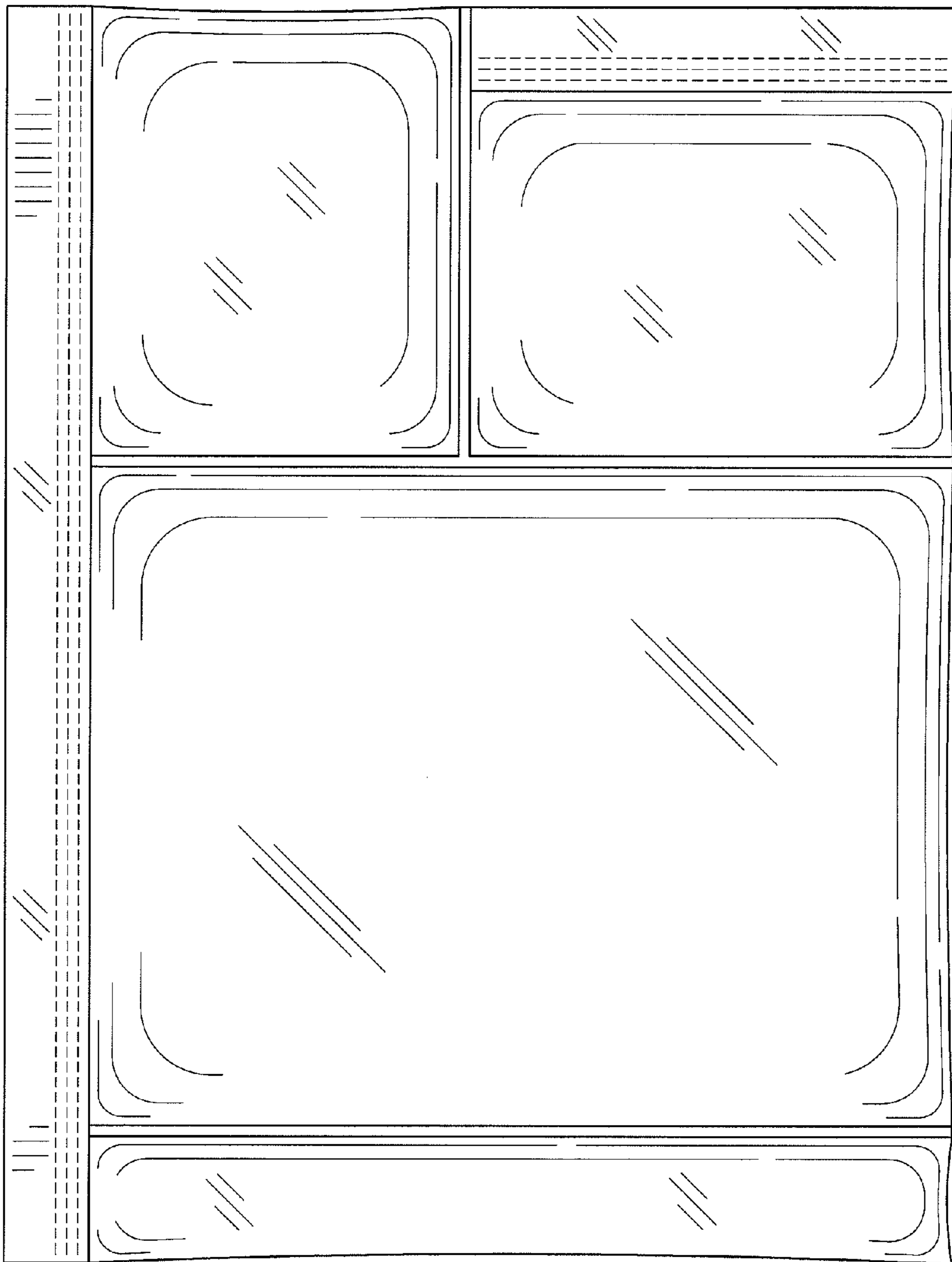


FIG. 1




FIG. 3



FIG. 4



FIG. 5