



US00D601035S

(12) **United States Design Patent**  
**Rangaswamy et al.**

(10) **Patent No.:** **US D601,035 S**  
(45) **Date of Patent:** **\*\* Sep. 29, 2009**

(54) **BOTTLE**

(75) Inventors: **Chandrashekar Rangaswamy**,  
Bangalore (IN); **Jayaprakash**  
**Bullapura Matha**, Bangalore (IN)

(73) Assignee: **Conopco, Inc.**, Englewood Cliffs, NJ  
(US)

(\*\*) Term: **14 Years**

(21) Appl. No.: **29/332,692**

(22) Filed: **Feb. 23, 2009**

(30) **Foreign Application Priority Data**

Aug. 25, 2008 (IN) ..... 218100

(51) **LOC (9) Cl.** ..... **09-01**

(52) **U.S. Cl.** ..... **D9/694**

(58) **Field of Classification Search** ..... D9/682-694,  
D9/516-575, 434-436, 447-450; 215/379,  
215/382; 220/669, 675; 222/631, 635, 206,  
222/211, 212, 213, 215, 321.7-321.9, 372,  
222/373, 378, 379, 383.1, 384-386, 398,  
222/400.7, 400.8, 401, 402.1-402.25  
See application file for complete search history.

(56) **References Cited**

**U.S. PATENT DOCUMENTS**

D195,772 S \* 7/1963 Sanders ..... D3/205  
D201,214 S \* 5/1965 St. Clair ..... D9/523  
D266,987 S \* 11/1982 Perez Carasa y Perez  
de Guzman ..... D9/694

4,881,648 A \* 11/1989 Hagerty ..... 206/540  
D307,714 S \* 5/1990 Rosenberg ..... D9/724  
D333,092 S \* 2/1993 Moshe ..... D9/723  
D452,142 S \* 12/2001 Wilson et al. .... D9/693  
D508,407 S \* 8/2005 Busch et al. .... D9/522  
D531,037 S \* 10/2006 Mongeon et al. .... D9/522  
D531,904 S \* 11/2006 Sillett et al. .... D9/516  
D569,736 S \* 5/2008 Oates et al. .... D9/694  
2005/0218159 A1 \* 10/2005 Hour ..... 222/321.7

**FOREIGN PATENT DOCUMENTS**

EM 000879580-0001 \* 4/2008  
GB DES. 2023428 \* 11/1992  
GB DES. 2091222 \* 5/2000

\* cited by examiner

*Primary Examiner*—Catherine Tuttle

(74) *Attorney, Agent, or Firm*—Alan A. Bornstein

(57) **CLAIM**

The ornamental design for a bottle, as shown and described.

**DESCRIPTION**

FIG. 1 is a front perspective view of the bottle showing our new design;

FIG. 2 is a front elevational view thereof;

FIG. 3 is a rear elevational view thereof;


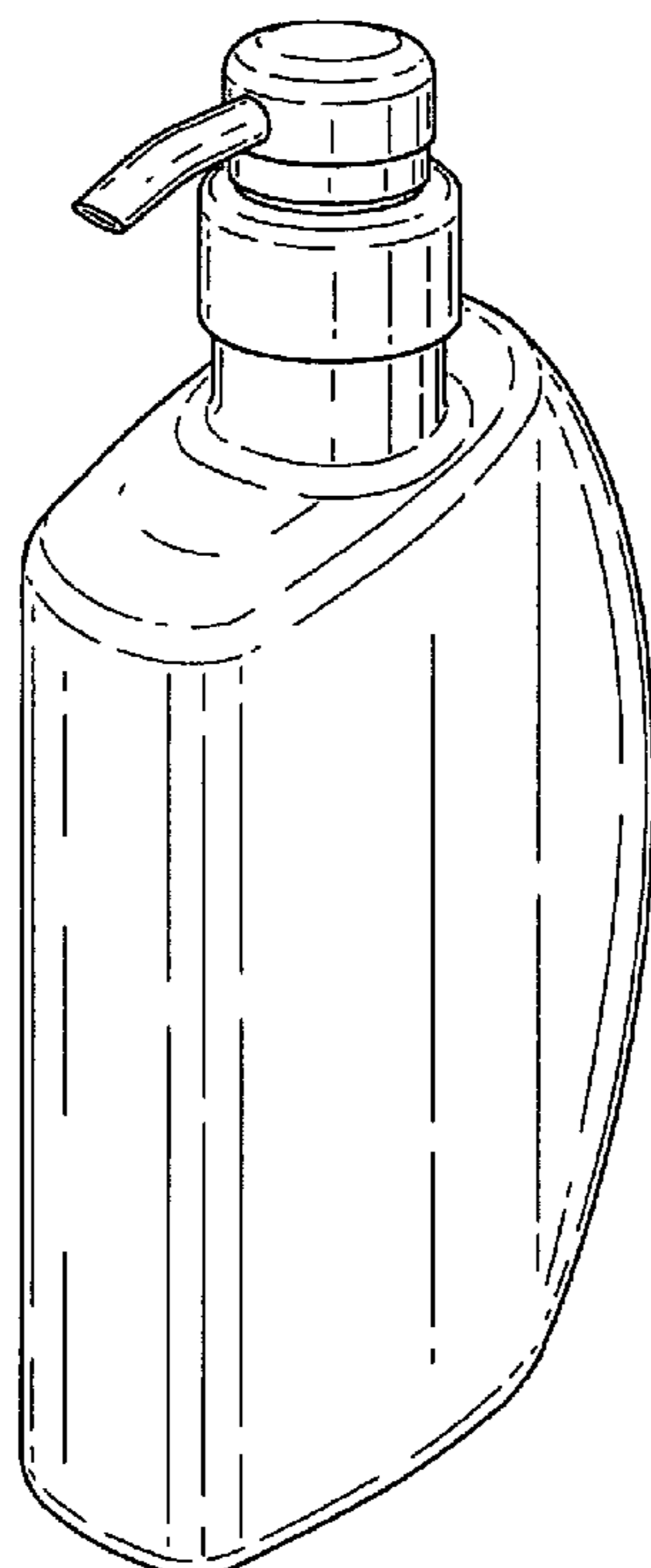
FIG. 4 is a right side elevational view thereof,

FIG. 5 is a left side elevational view thereof,

FIG. 6 is a top plan view thereof; and,

FIG. 7 is a bottom plan view thereof.

**1 Claim, 4 Drawing Sheets**






Fig. 1.

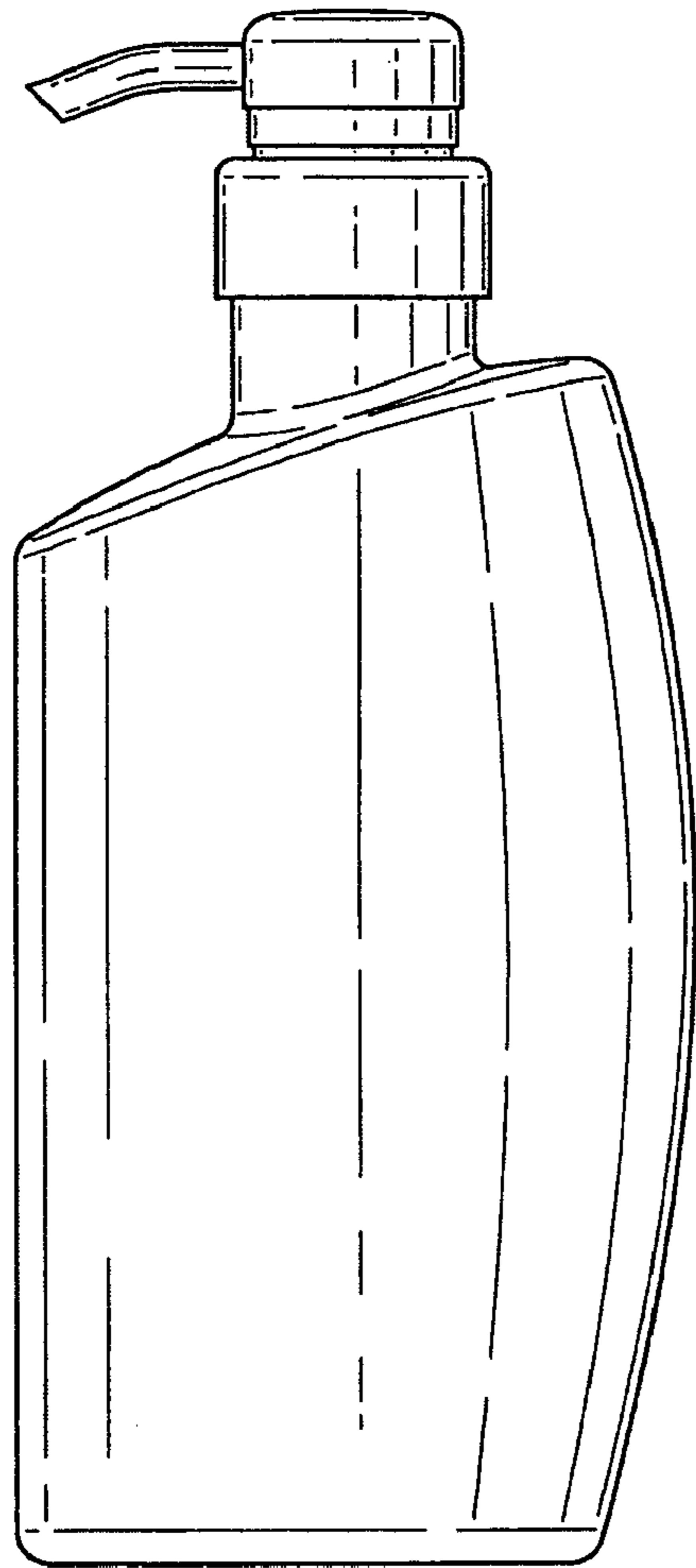


Fig.2.

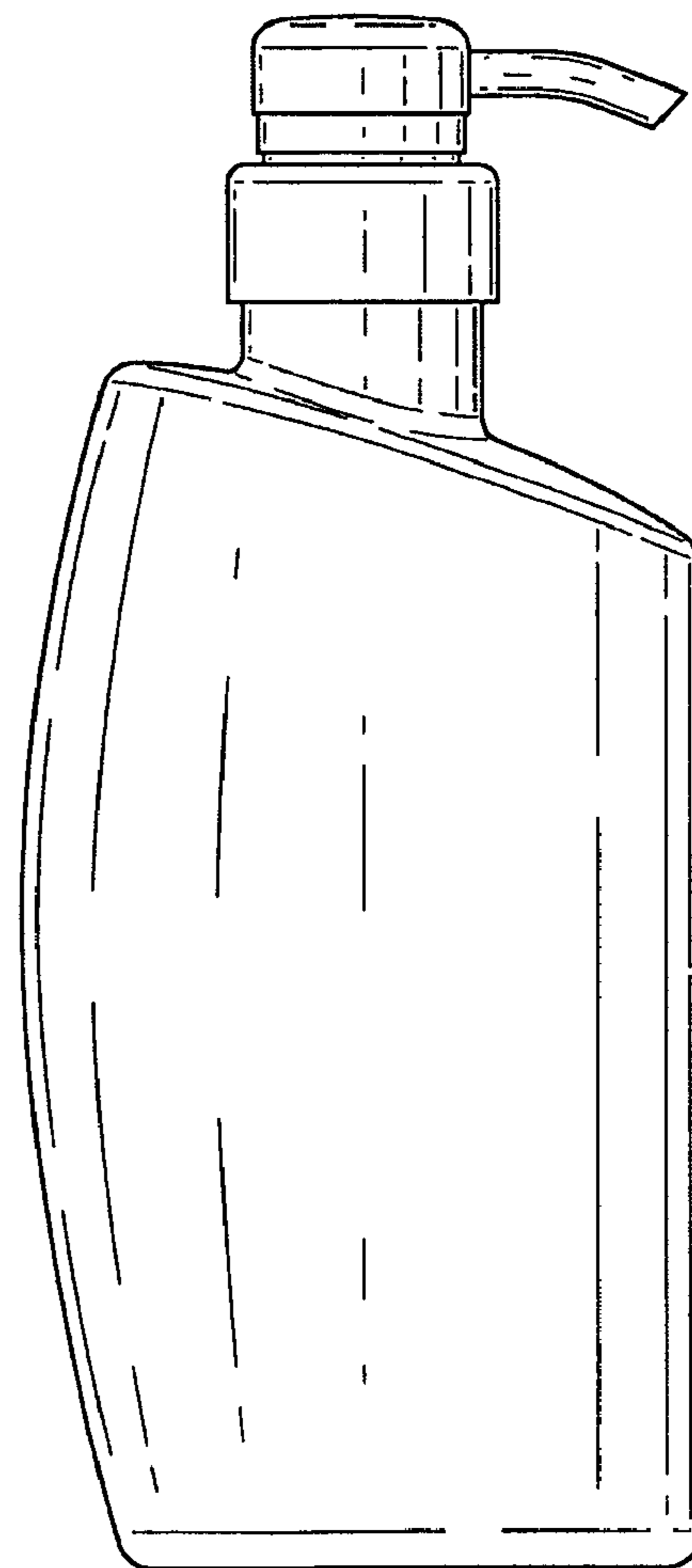


Fig.3.




Fig.4.

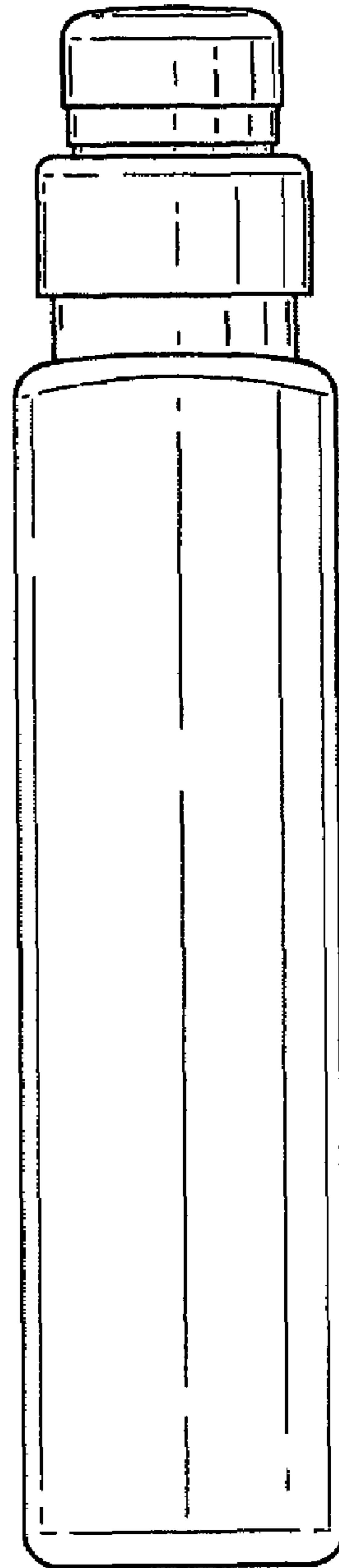


Fig.5.

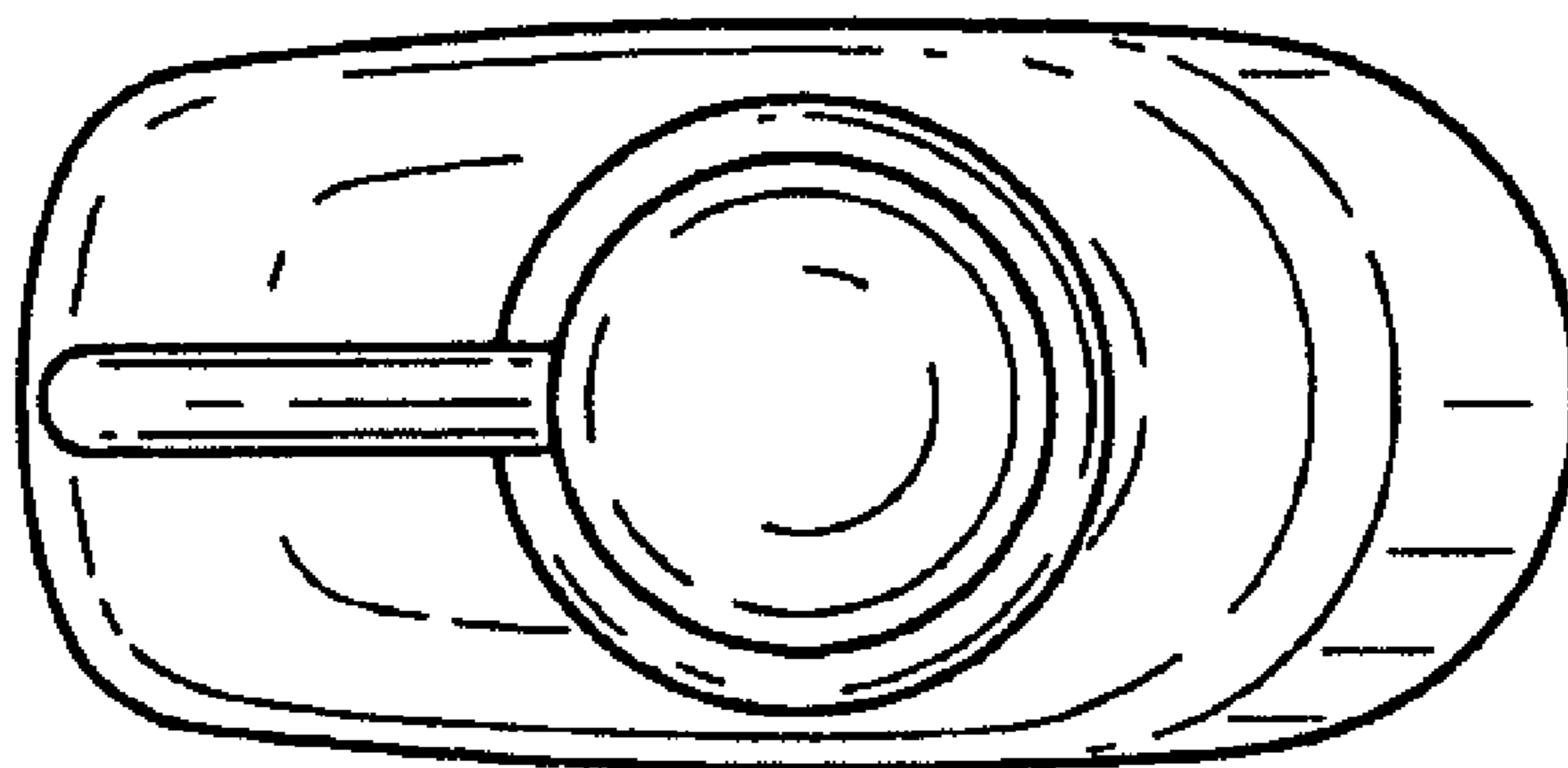


Fig.6.

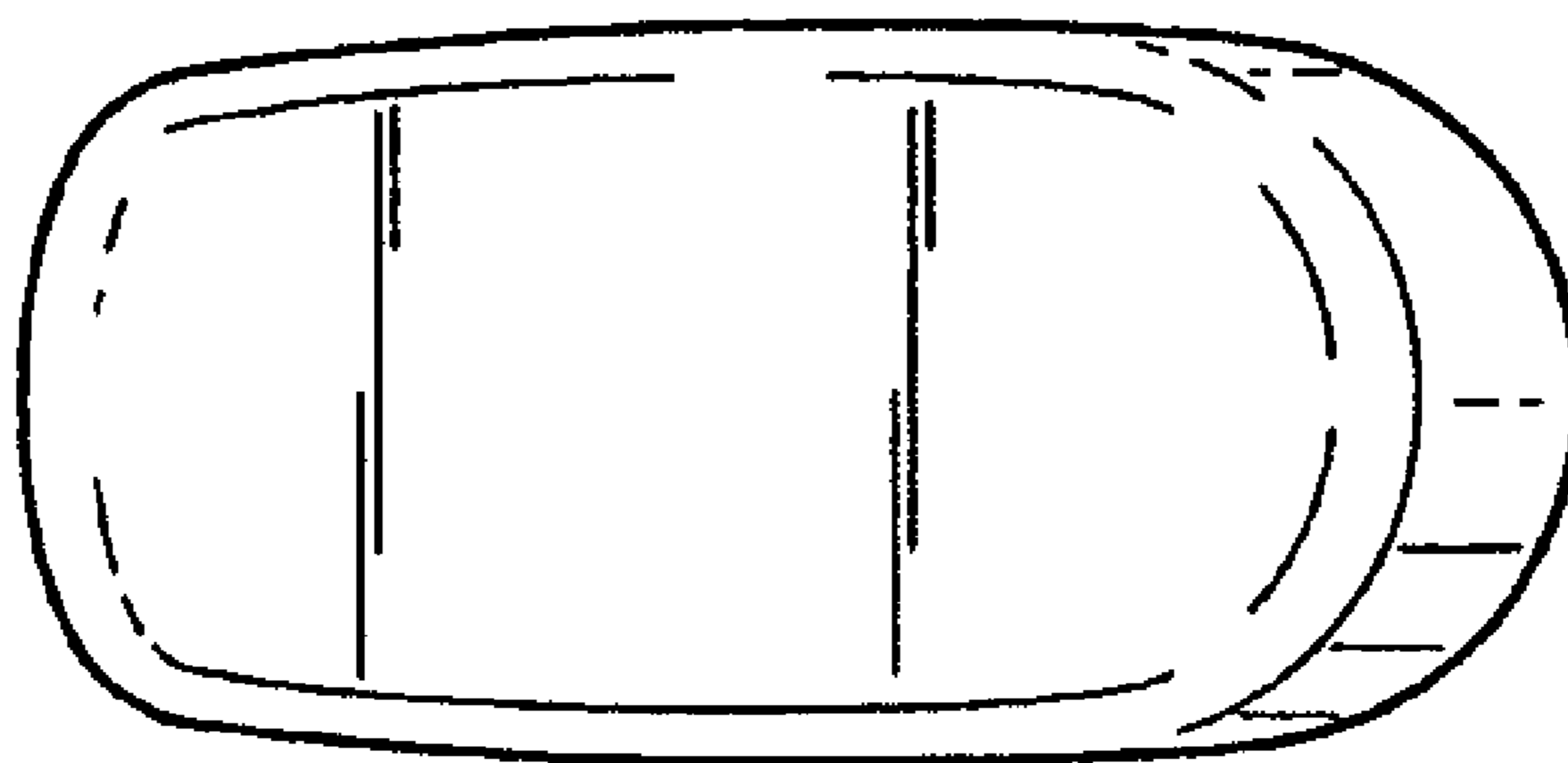


Fig.7.