



US00D601034S

(12) **United States Design Patent**  
**Bourne**

(10) **Patent No.:** **US D601,034 S**

(45) **Date of Patent:** **\*\* Sep. 29, 2009**

(54) **BOTTLE**

(75) Inventor: **Damien Bourne**, Le Havre Cedex (FR)

(73) Assignee: **Sidel Participations**, Octeville sur Mer (FR)

(\*\*) Term: **14 Years**

(21) Appl. No.: **29/309,149**

(22) Filed: **Jun. 26, 2008**

(30) **Foreign Application Priority Data**

Feb. 15, 2008 (EM) ..... 000880695-0003

(51) **LOC (9) Cl.** ..... **09-01**

(52) **U.S. Cl.** ..... **D9/552; D9/554; D9/520**

(58) **Field of Classification Search** ..... D9/502,  
D9/516, 690-692, 537-540, 544, 546, 549,  
D9/552, 554, 556-557, 565-566, 571, 574-575,  
D9/643-648, 772-776; 215/382-384; 220/660,  
220/669, 675; D24/197

See application file for complete search history.

(56) **References Cited**

**U.S. PATENT DOCUMENTS**

D121,514 S \* 7/1940 Kunz ..... D9/649  
D379,153 S \* 5/1997 Richardson ..... D9/537  
D385,796 S \* 11/1997 Richardson ..... D9/537  
D395,002 S \* 6/1998 Monahan ..... D9/649  
D454,503 S \* 3/2002 Riddick et al. .... D9/554  
D494,854 S \* 8/2004 Matauch ..... D9/657

D503,341 S \* 3/2005 Delmotte ..... D9/538  
D525,140 S \* 7/2006 Scott ..... D9/552  
D555,486 S \* 11/2007 Bourne ..... D9/537  
D556,048 S \* 11/2007 Lepoitevin ..... D9/552 X  
D564,358 S \* 3/2008 Lepoitevin ..... D9/554 X  
D578,009 S \* 10/2008 Bourne ..... D9/661  
D582,780 S \* 12/2008 Bourne ..... D9/538  
D584,627 S \* 1/2009 Lepoitevin ..... D9/538  
D584,628 S \* 1/2009 Lepoitevin ..... D9/538

\* cited by examiner

*Primary Examiner*—Carol Rademaker

(74) *Attorney, Agent, or Firm*—McKenna Long & Aldridge LLP

(57) **CLAIM**

The ornamental design for a bottle, as shown-and described.

**DESCRIPTION**

FIG. 1 is a top, front, and right side perspective view of the bottle of the present invention;

FIG. 2 is a bottom, front, and right side perspective view thereof;

FIG. 3 is a right side elevational view thereof;

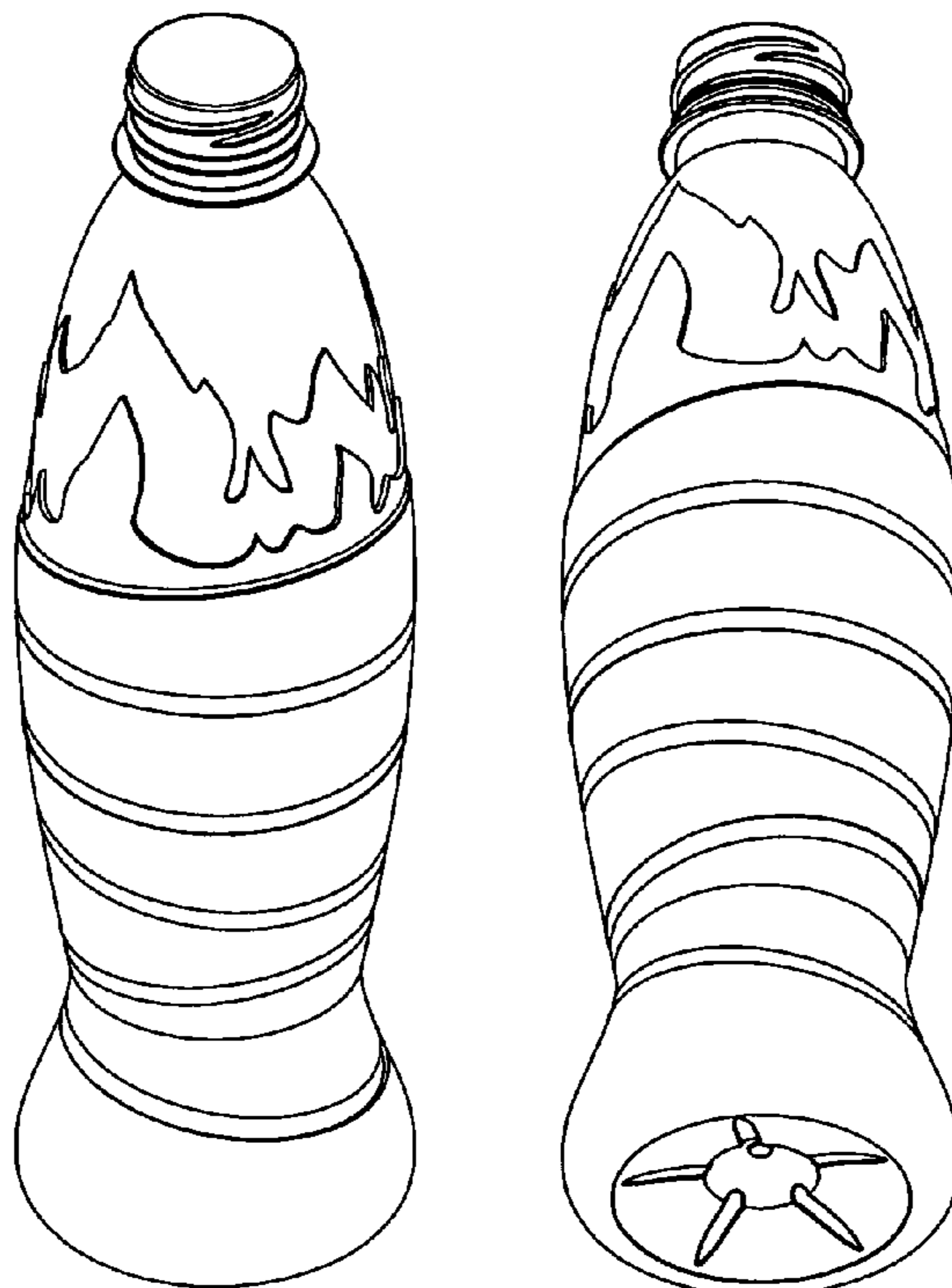
FIG. 4 is a front elevational view thereof;

FIG. 5 is a left side elevational view thereof;

FIG. 6 is a top plan view thereof; and,

FIG. 7 is a bottom plan view thereof.

**1 Claim, 2 Drawing Sheets**



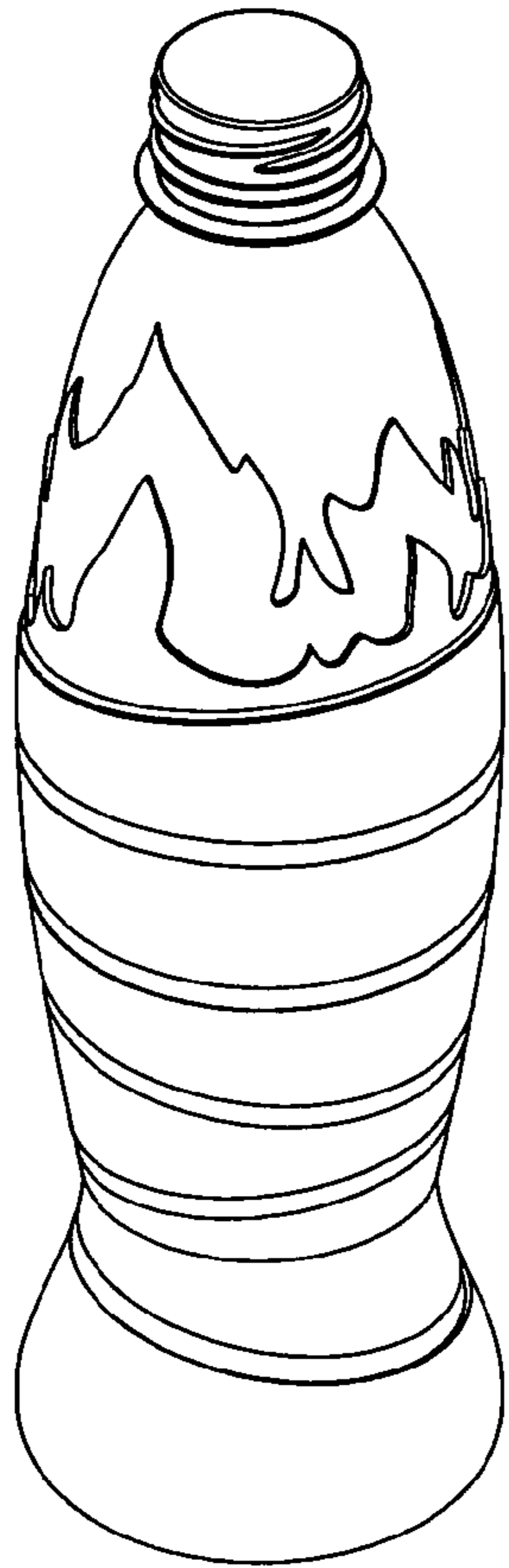


FIG. 1

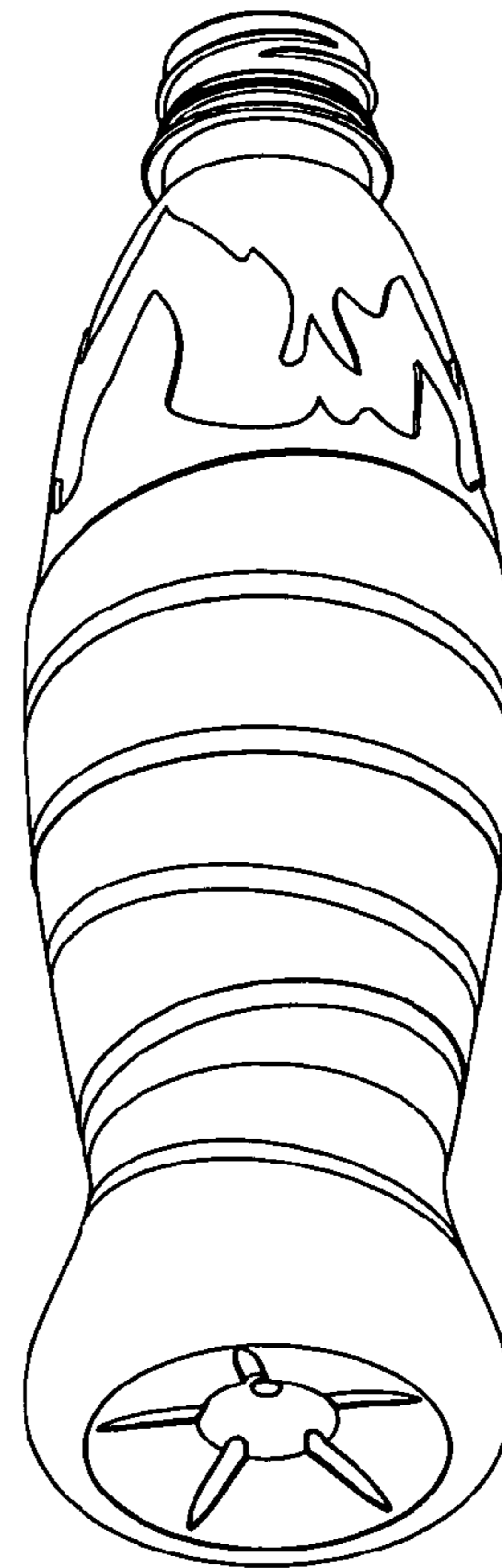


FIG. 2




FIG. 7

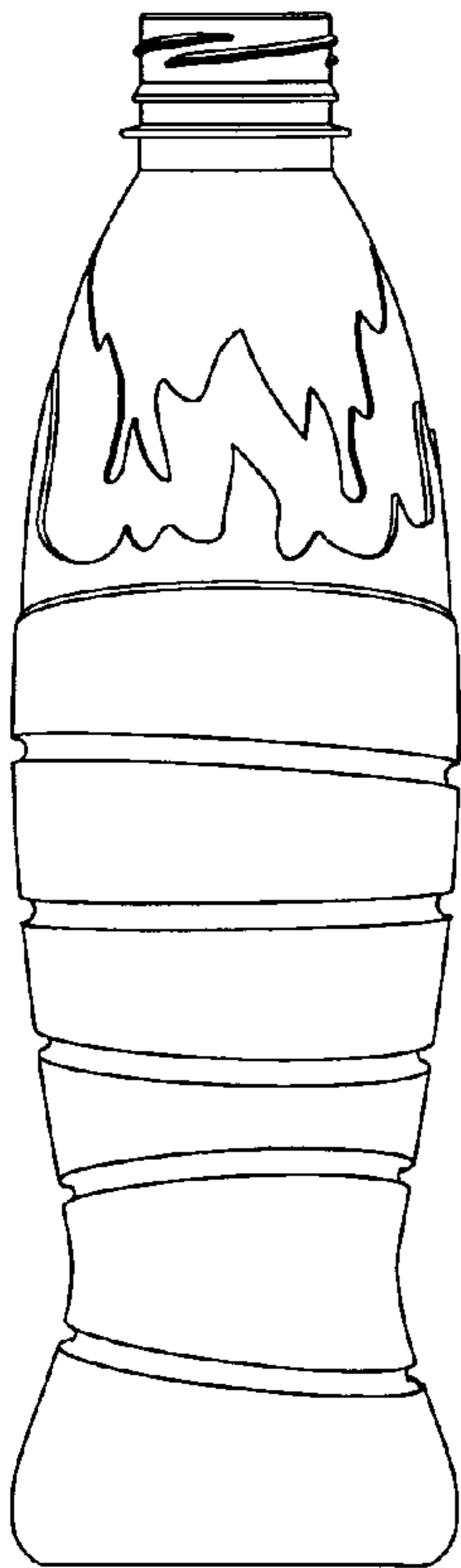


FIG. 3




FIG. 4

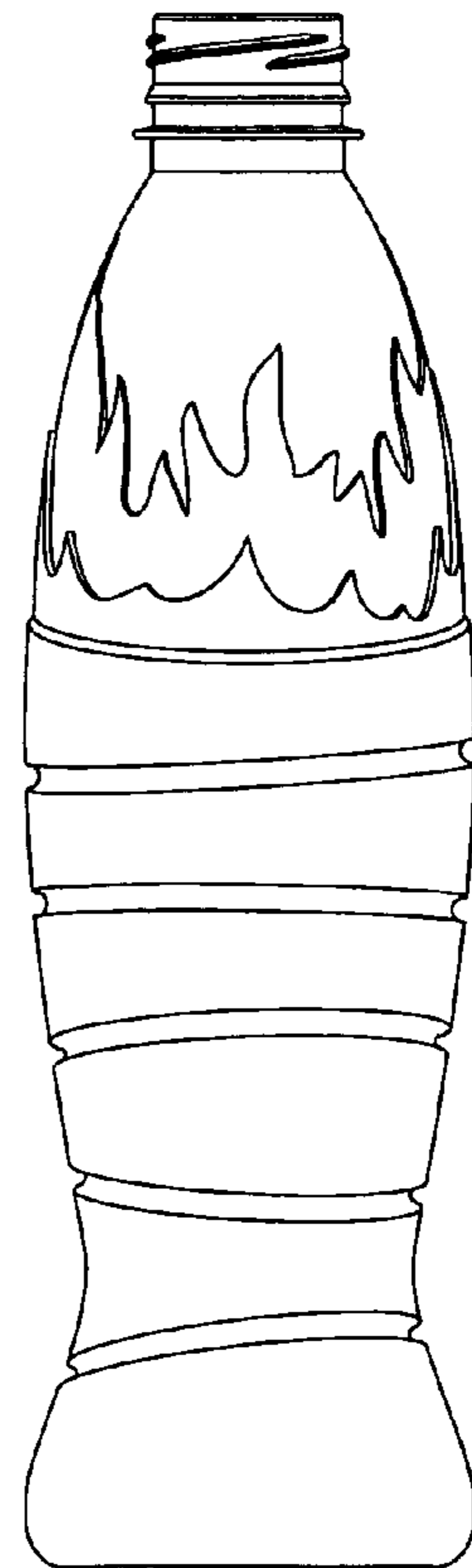


FIG. 5




FIG. 6