



US00D601027S

(12) **United States Design Patent**  
**Courtaigne Delalande**

(10) **Patent No.:** **US D601,027 S**

(45) **Date of Patent:** **\*\* Sep. 29, 2009**

(54) **FLASK FOR COSMETIC**

D577,600 S \* 9/2008 Kim et al. .... D9/573

(75) Inventor: **Hélène Courtaigne Delalande**,  
Boulogne (FR)

\* cited by examiner

*Primary Examiner*—Prabhakar Deshmukh

*Assistant Examiner*—Keli L Hill

(73) Assignee: **Guerlain Societe Anonyme**, Paris (FR)

(74) *Attorney, Agent, or Firm*—Stites & Harbison PLLC;  
Douglas E. Jackson

(\*\*) Term: **14 Years**

(21) Appl. No.: **29/295,707**

(57) **CLAIM**

(22) Filed: **Oct. 4, 2007**

The ornamental design for a flask for cosmetic, as shown and described.

(30) **Foreign Application Priority Data**

**DESCRIPTION**

Apr. 5, 2007 (EM) ..... 000702618-0002

FIG. 1 is front view of a flask for cosmetic according to the present invention.

(51) **LOC (9) Cl.** ..... **09-01**

(52) **U.S. Cl.** ..... **D9/529; D9/574**

FIG. 2 is a top view of the flask for cosmetic depicted in FIG. 1.

(58) **Field of Classification Search** ..... D9/434,  
D9/435, 452, 453, 516, 529, 530, 537–539,  
D9/541–543, 559, 560, 563, 566, 567, 571–575;  
215/382–384; 220/669–675

FIG. 3 is a right side view of the flask for cosmetic depicted in FIG. 1.

See application file for complete search history.

FIG. 4 is a left side view of the flask for cosmetic depicted in FIG. 1.

(56) **References Cited**

FIG. 5 is a bottom view of the flask for cosmetic depicted in FIG. 1.

**U.S. PATENT DOCUMENTS**

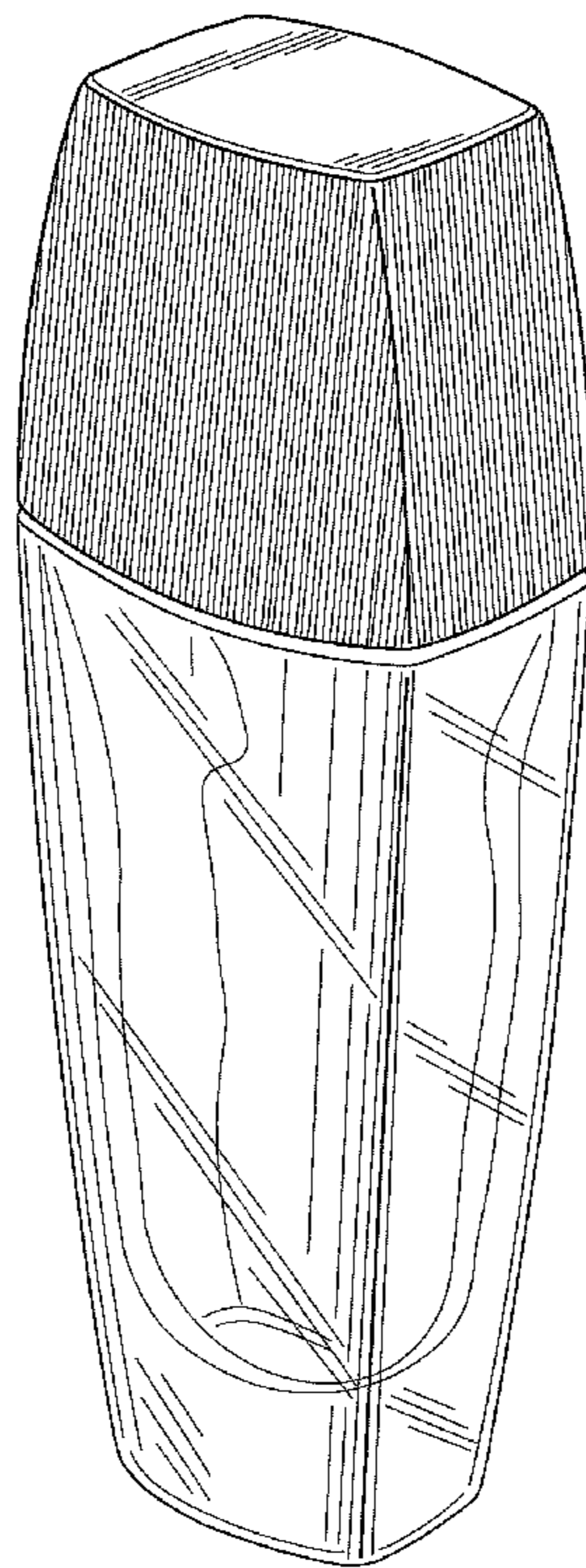
- D318,617 S \* 7/1991 Scarpa et al. .... D9/559
- D325,523 S \* 4/1992 Restrepo ..... D9/529
- D376,105 S \* 12/1996 Thompson ..... D9/529
- D531,911 S \* 11/2006 Lloyd ..... D9/546
- D539,983 S \* 4/2007 Nobuto et al. .... D28/85
- D541,164 S \* 4/2007 Yamasaki et al. .... D9/529
- D542,144 S \* 5/2007 Herrmann ..... D9/560
- D555,877 S \* 11/2007 Reinoso ..... D9/687

FIG. 6 is rear view of the flask for cosmetic depicted in FIG. 1; and,

FIG. 7 is a perspective front, top and right side view of the flask for cosmetic depicted in FIG. 1.

The parallel vertical lines shown on the cap in FIGS. 1–4 and 6–7 are provided to show a contrast in color.

**1 Claim, 4 Drawing Sheets**



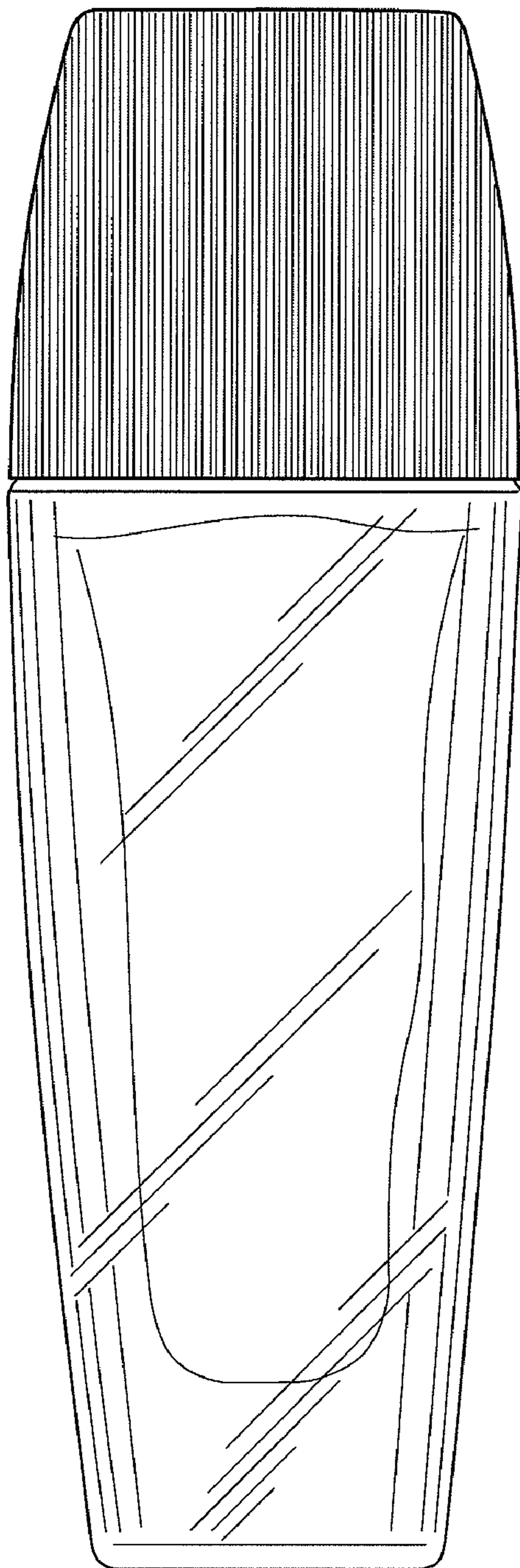


FIG. 1

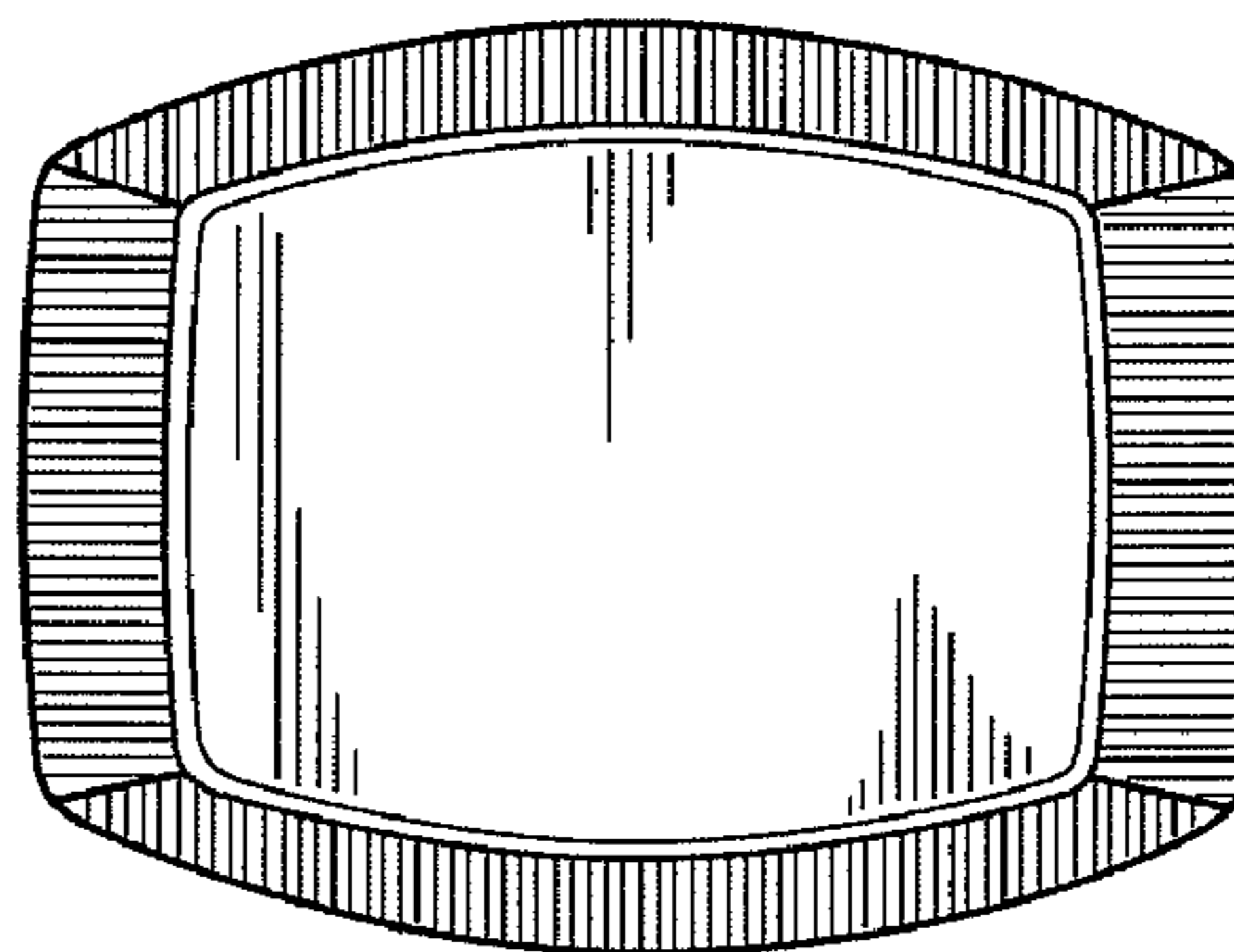


FIG. 2

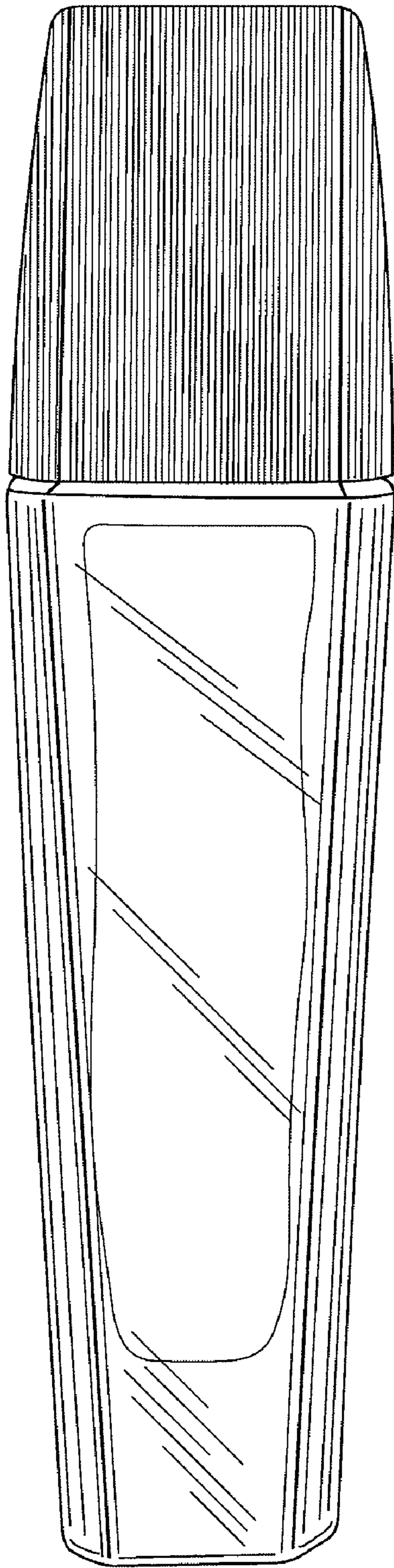


FIG. 3

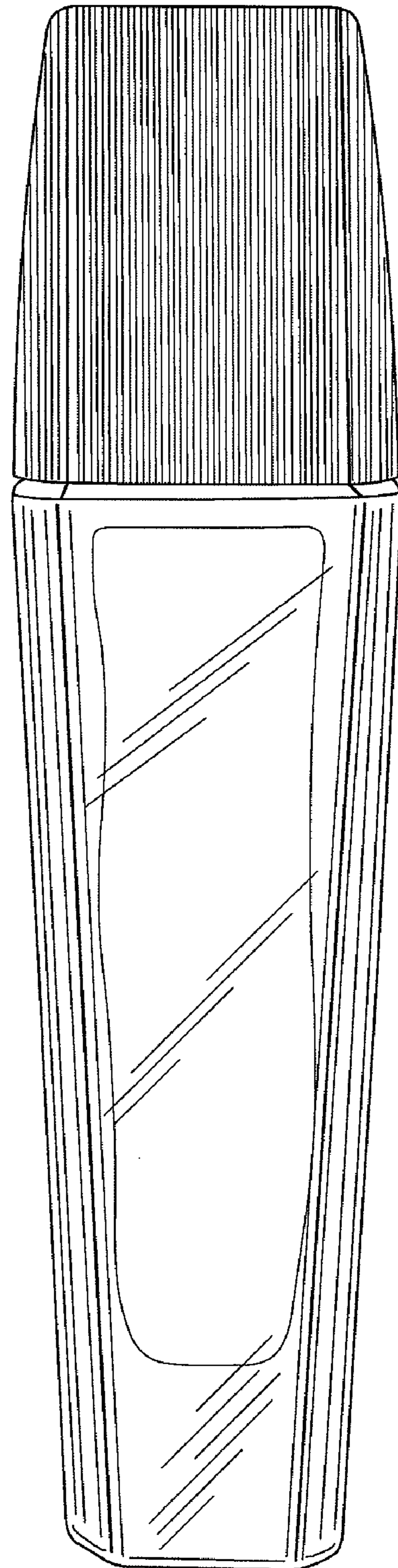


FIG. 4



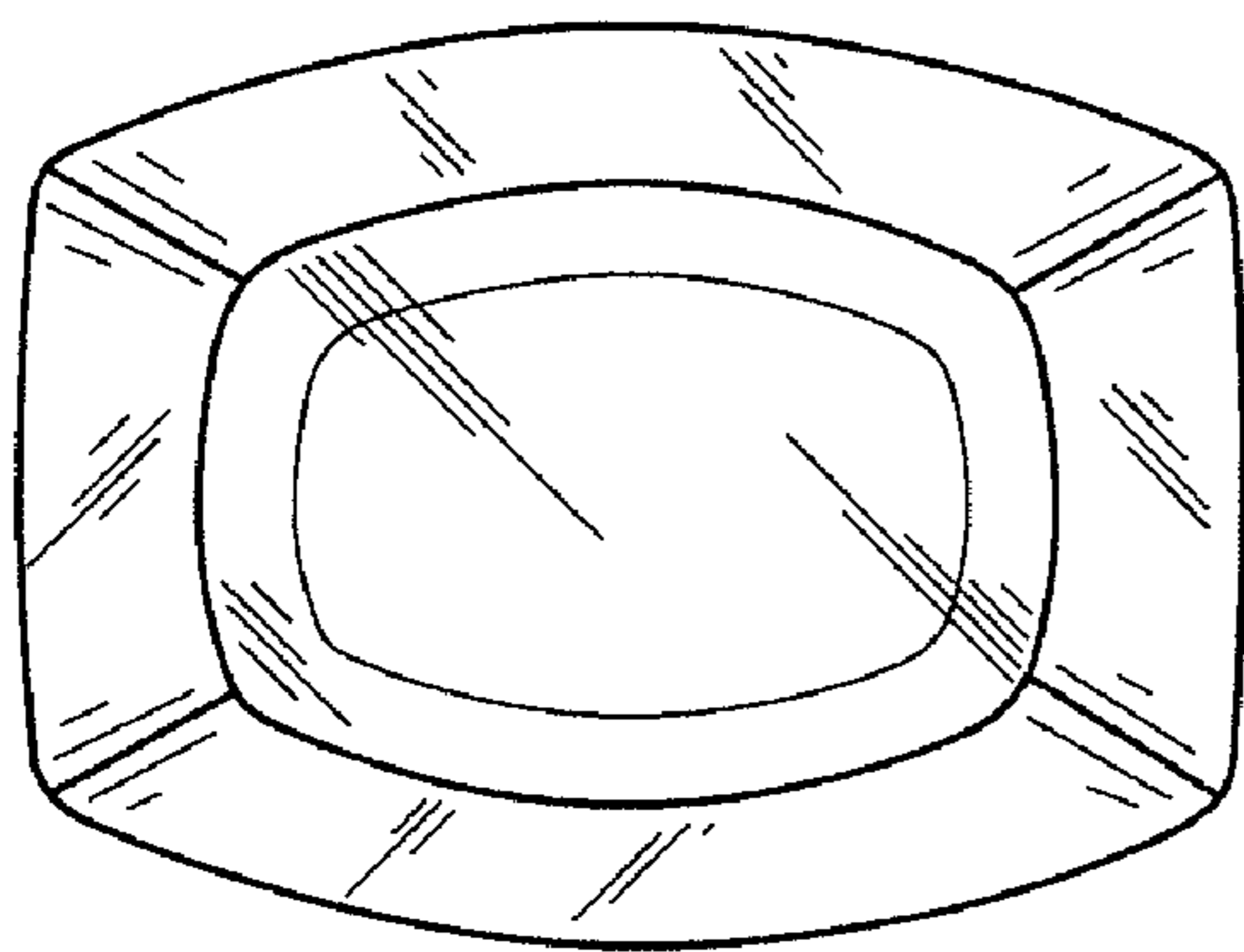


FIG. 5




FIG. 6

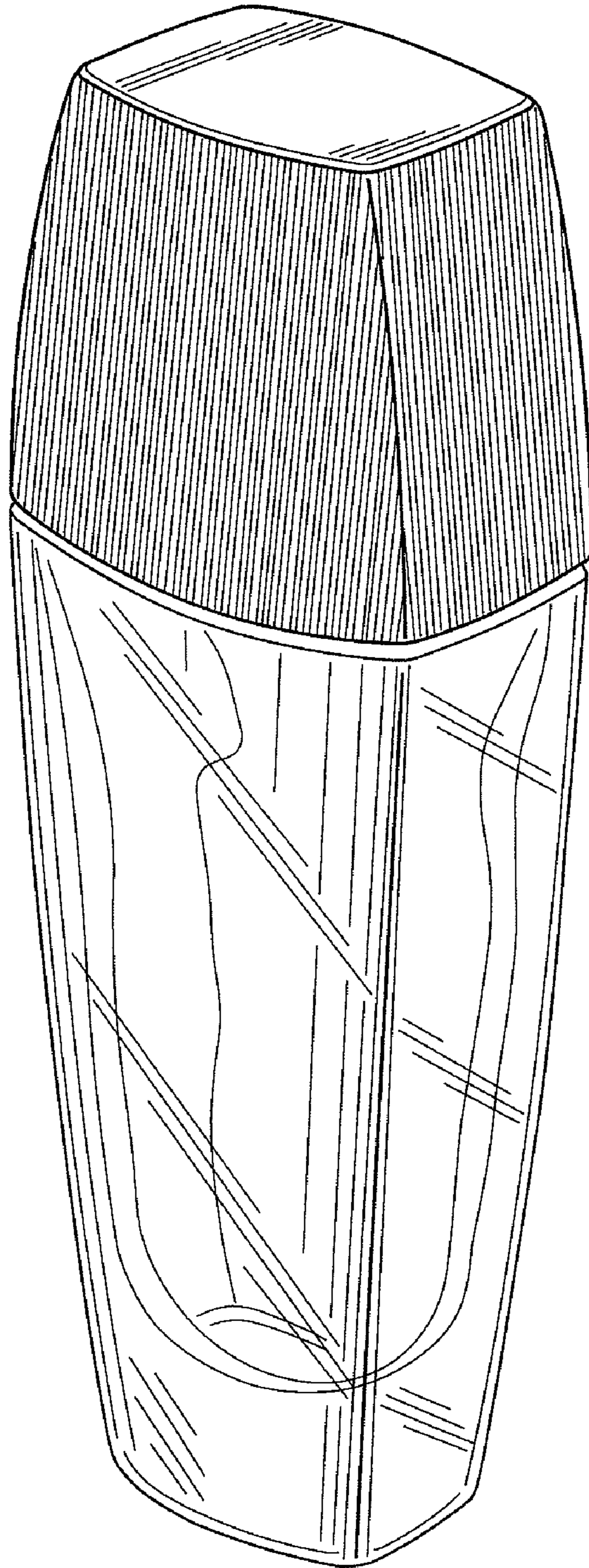


FIG. 7