



US00D601026S

(12) **United States Design Patent**
Jost et al.

(10) **Patent No.:** **US D601,026 S**
(45) **Date of Patent:** **** Sep. 29, 2009**

(54) **CONTAINER**

(75) Inventors: **Scott Jost**, Naperville, IL (US); **Richard Barkaway**, Aurora, IL (US); **Guy Considine**, Libertyville, IL (US); **Emily Siegler**, Chicago, IL (US)

(73) Assignee: **Berlin Packaging, LLC**, Chicago, IL (US)

(**) Term: **14 Years**

(21) Appl. No.: **29/326,455**

(22) Filed: **Oct. 17, 2008**

(51) **LOC (9) Cl.** **09-01**

(52) **U.S. Cl.** **D9/522; D9/523; D9/575**

(58) **Field of Classification Search** D9/682, D9/685-687, 693-694, 516, 523, 526, 528, D9/530-531, 541-543, 552, 554, 556-557, D9/563, 565, 567, 569-570, 574-575; D7/538, D7/601, 612, 703; 215/381-384
See application file for complete search history.

(56) **References Cited**

U.S. PATENT DOCUMENTS

4,087,028	A	*	5/1978	Lang	222/556
D259,094	S	*	5/1981	Weckman	D9/529 X
D282,441	S	*	2/1986	Shiokawa	D9/523
D323,110	S	*	1/1992	Simms et al.	D9/529
5,086,937	A	*	2/1992	Robinson	215/398
5,607,072	A	*	3/1997	Rigney et al.	220/23.83
D391,164	S	*	2/1998	Baron	D9/523
D415,687	S	*	10/1999	Lai et al.	D9/523

D448,998	S	*	10/2001	Farris	D9/522
D485,185	S	*	1/2004	Versace	D9/523
D524,162	S	*	7/2006	Harris et al.	D9/550
D537,347	S	*	2/2007	Burks	D9/519
D538,665	S	*	3/2007	Wilson et al.	D9/522
D550,086	S	*	9/2007	Burks	D9/519
D568,744	S	*	5/2008	Weber et al.	D9/516 X
D574,247	S	*	8/2008	Maddy	D9/529
D575,643	S	*	8/2008	Florio	D9/529
D581,795	S	*	12/2008	Appelholm	D9/522

* cited by examiner

Primary Examiner—Carol Rademaker

(74) *Attorney, Agent, or Firm*—Adam K. Sacharoff; Much Shelist

(57) **CLAIM**

The ornamental design for a container, as shown and described.

DESCRIPTION

FIG. 1 is a top, front, and right side perspective view of a container showing the new design;

FIG. 2 is a top plan view thereof;

FIG. 3 is a front elevational view thereof;


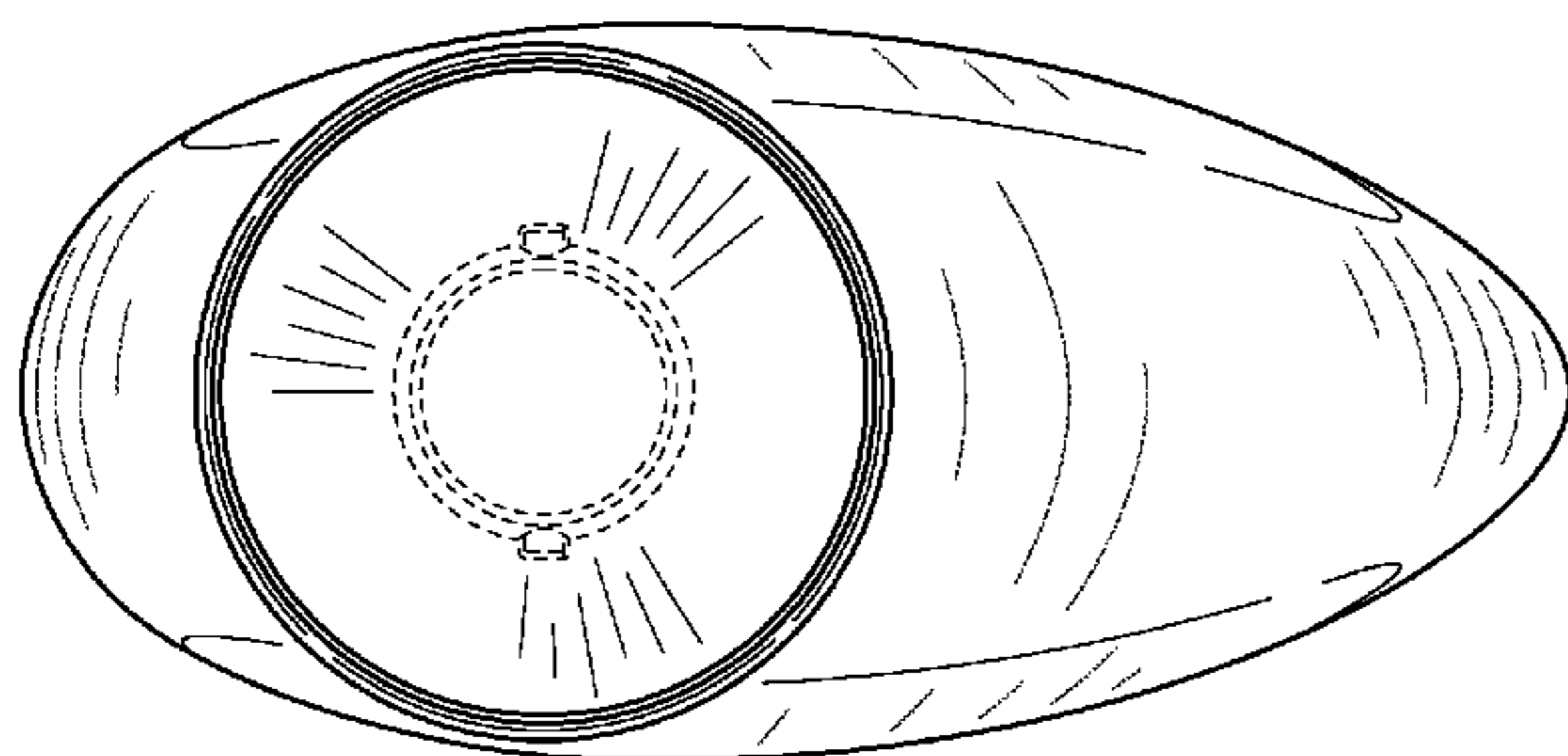
FIG. 4 is a back elevational view thereof;

FIG. 5 is a right side elevational view thereof; and,

FIG. 6 is a left side elevational view thereof.

The broken lines shown in the drawings of an unclaimed neck are included for the purpose of showing environmental structure that forms no part of the claimed design.

1 Claim, 5 Drawing Sheets



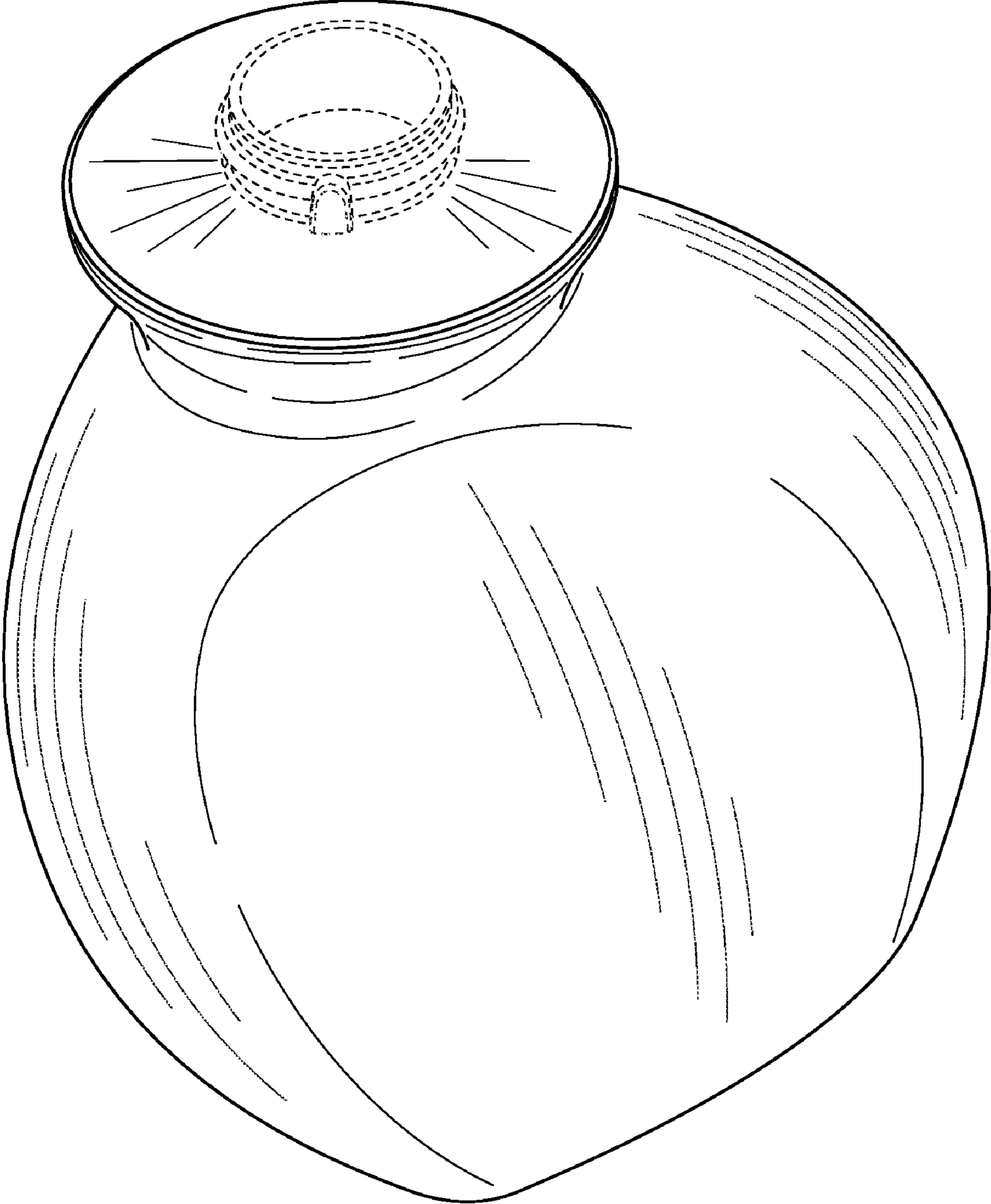


FIG. 1

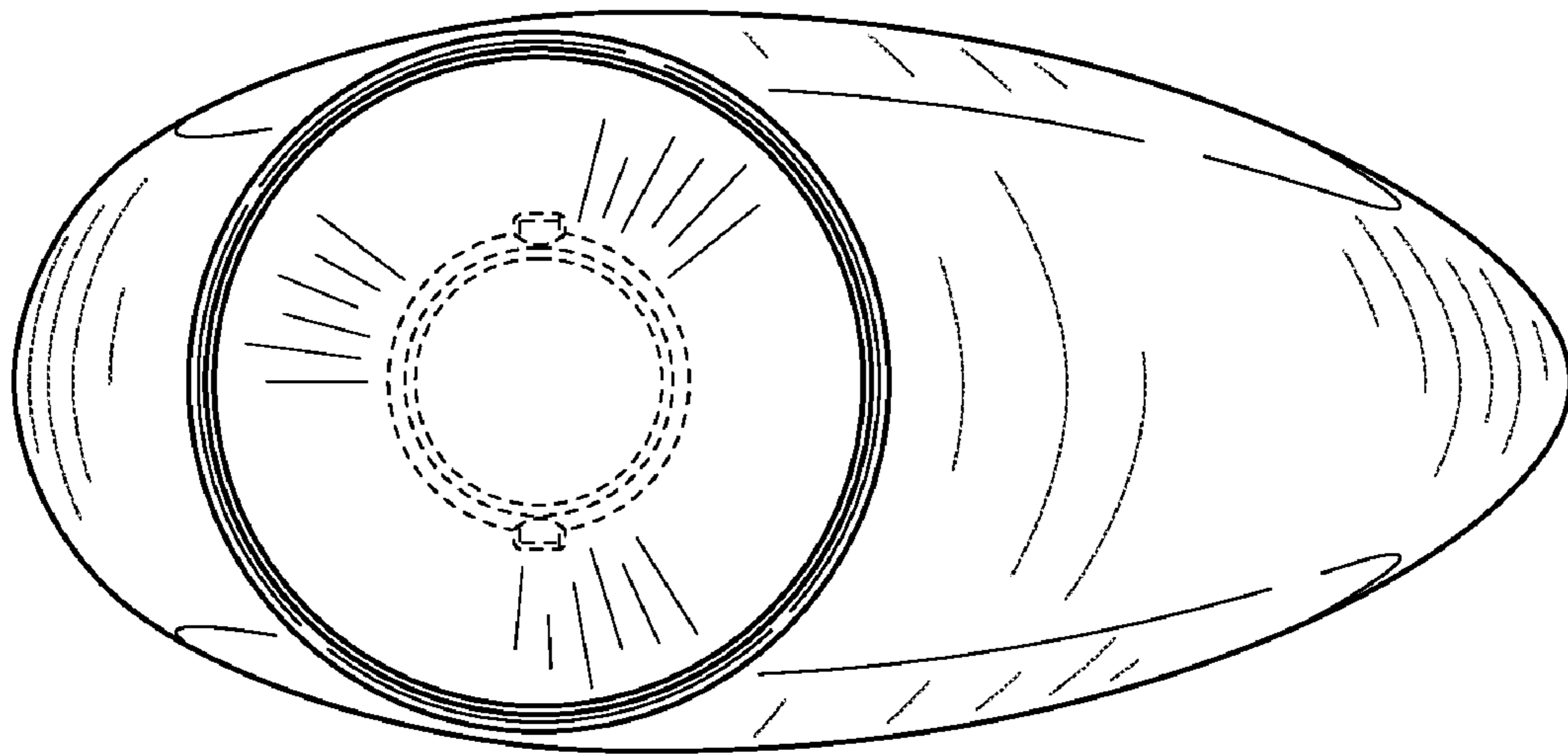


FIG. 2



FIG. 3

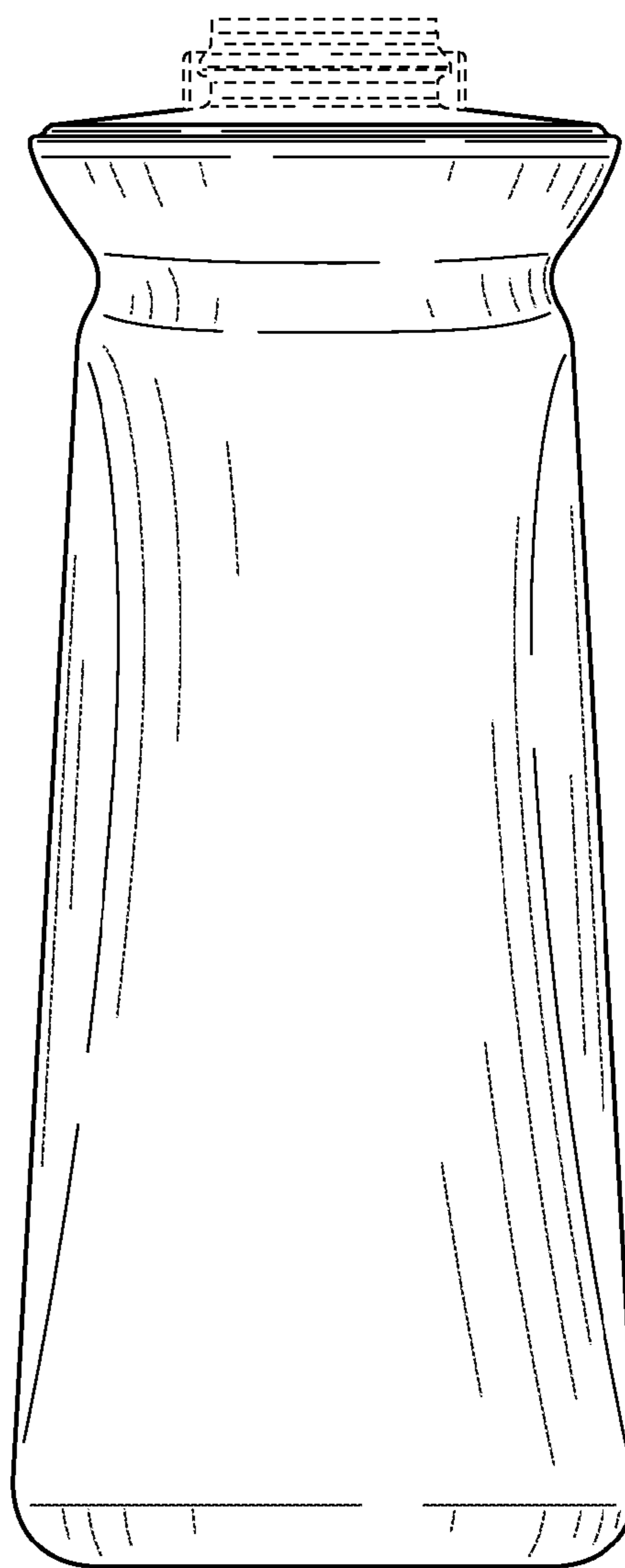


FIG. 4




FIG. 5




FIG. 6