



US00D601012S

(12) **United States Design Patent**
Ginsberg et al.

(10) **Patent No.:** **US D601,012 S**

(45) **Date of Patent:** **** Sep. 29, 2009**

(54) **BLISTER PACKAGE**

(75) Inventors: **Steven Ginsberg**, Montville, NJ (US);
William Doscoczynski, Stewartsville,
NJ (US); **Barry G. Seelig**, Allendale, NJ
(US); **Karel Golta**, Hamburg (DE);
Anne Carls, Hamburg (DE)

D206,687 S * 1/1967 Peace D9/425
3,305,086 A * 2/1967 Hartman, Jr. 206/484
D207,131 S * 3/1967 Peace D9/425
D226,373 S * 2/1973 Joonase et al. D9/425

(Continued)

FOREIGN PATENT DOCUMENTS

(73) Assignee: **McNeil-PPC, Inc.**, Skillman, NJ (US)

(**) Term: **14 Years**

(21) Appl. No.: **29/329,409**

(22) Filed: **Dec. 15, 2008**

DE 2224965 12/1973
DE 2515016 4/1975
DE 7924640 3/1980

(Continued)

Related U.S. Application Data

(63) Continuation of application No. 29/289,118, filed on
Jul. 6, 2007, now abandoned, which is a continuation-
in-part of application No. 11/451,160, filed on Jun. 12,
2006.

Primary Examiner—Philip S Hyder
Assistant Examiner—Susan E Krakower
(74) *Attorney, Agent, or Firm*—Karen G. Horowitz

(57) **CLAIM**

We claim the ornamental design for a blister package, as
shown and described.

(51) **LOC (9) Cl.** **09-03**

(52) **U.S. Cl.** **D9/425**

(58) **Field of Classification Search** D9/414–416,
D9/418, 420, 424–432, 433, 443, 527–530,
D9/704, 730–734, 751–757; D7/354, 360,
D7/505, 540–545, 554, 565–567, 570, 574,
D7/584–586, 590, 604, 629, 667; D30/123,
D30/129–133; 426/115, 122, 394; 206/162,
206/170, 216, 469, 471, 497, 508, 536, 557,
206/804, 815; 220/4.21–4.22, 266, 350,
220/470, 471, 495.01, 557, 574, 618, 793;
229/117.14, 117.18, 123.1, 125.35, 220,
229/406, 362.4; D3/203.1–203.3, 304, 314,
D3/294, 323; 221/250, 260, 267, 281, 299,
221/807

DESCRIPTION

FIG. 1 is a right, front perspective view of a blister package
showing our new design, with the upper right portion and the
blister wells illustrated in broken lines and thus not forming a
part of the claimed design;

FIG. 2 is a front elevational view thereof, the back elevational
view being plain and unornamented and thus not shown or
claimed;

FIG. 3 is top end view thereof;

FIG. 4 is a bottom end view thereof;

FIG. 5 is a right side view thereof; and,

FIG. 6 is a left side view thereof.

The broken lines in the drawings illustrate portions of the
blister package which form no part of the claimed design.

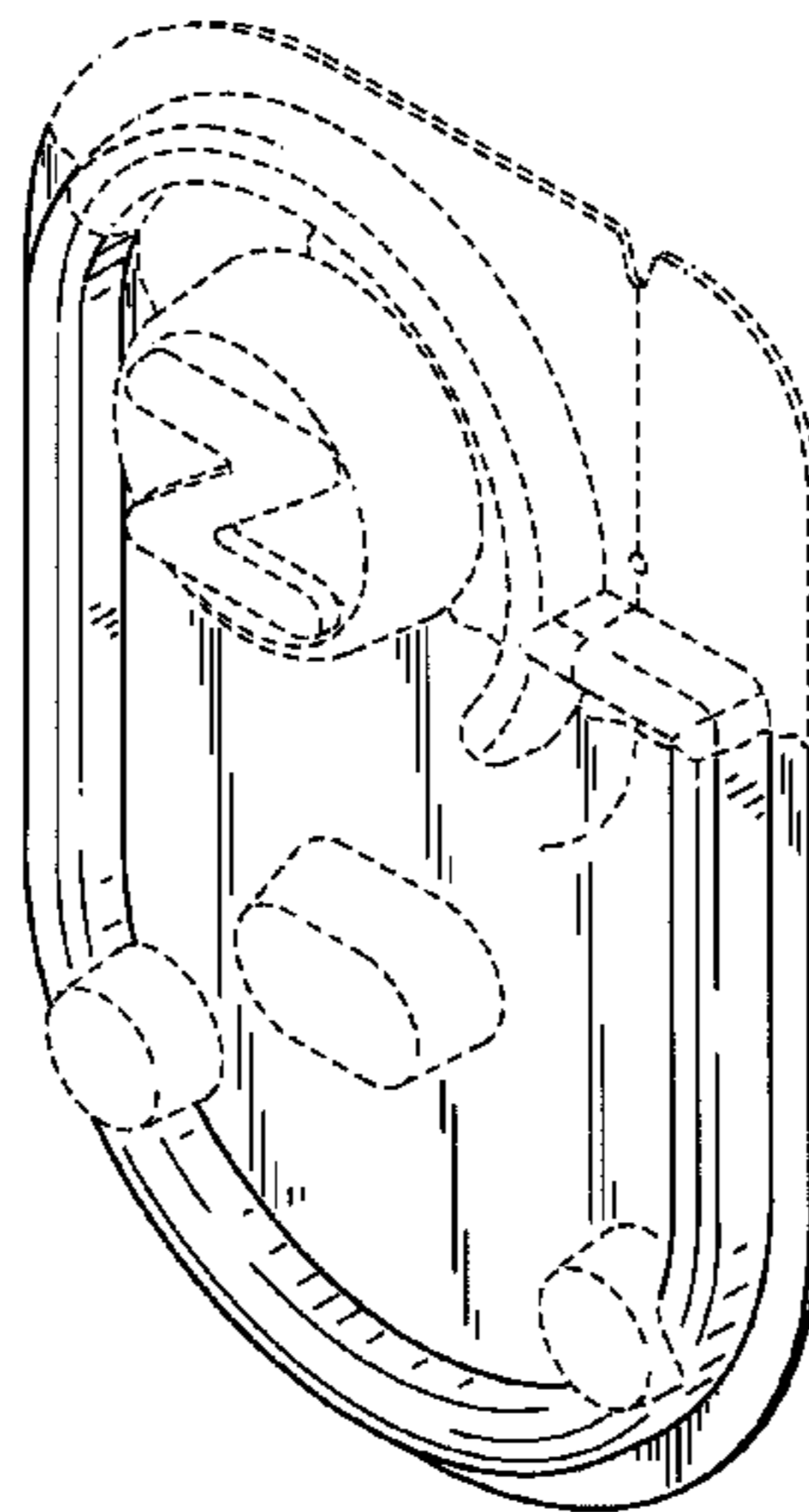
See application file for complete search history.

(56) **References Cited**

U.S. PATENT DOCUMENTS

2,329,360 A 9/1943 Salfisberg

1 Claim, 3 Drawing Sheets



US D601,012 S

Page 2

U.S. PATENT DOCUMENTS

D230,829 S * 3/1974 Roper D9/425
3,809,220 A 5/1974 Arcudi
3,835,995 A 9/1974 Haines
3,872,970 A 3/1975 Edison
D249,238 S * 9/1978 Limon et al. D9/425
4,371,080 A 2/1983 Haines
D295,500 S * 5/1988 Hoenninger et al. D9/429
D320,552 S * 10/1991 Chanel D9/757
5,088,603 A 2/1992 Kirkpatrick
5,529,188 A 6/1996 Coggsell
5,540,324 A * 7/1996 Knapp 206/6.1
5,551,567 A 9/1996 Malone et al.
5,758,774 A 6/1998 Leblong
5,785,180 A 7/1998 Dressel et al.
6,036,016 A 3/2000 Arnold
6,199,698 B1 3/2001 Hetrick et al.
6,352,158 B1 3/2002 Cole-Bennett et al.
6,422,391 B1 7/2002 Swartz
6,516,949 B2 2/2003 Fuller et al.

D474,014 S * 5/2003 Barnard et al. D3/206
D559,031 S * 1/2008 Piccirilli D7/354
2002/0172834 A1* 11/2002 Rivett et al. 428/515
2003/0111379 A1 6/2003 Intini
2006/0027480 A1 2/2006 Buss
2007/0284279 A1* 12/2007 Doskoczynski et al. 206/532

FOREIGN PATENT DOCUMENTS

EP 679587 4/1995
EP 1301415 4/2004
EP 1778551 2/2006
FR 2198461 3/1974
FR 2660634 4/1990
FR 2751632 1/1998
GB 1450905 9/1976
GB 1490608 2/1977
WO 0204314 1/2002
WO 2005087614 9/2005

* cited by examiner

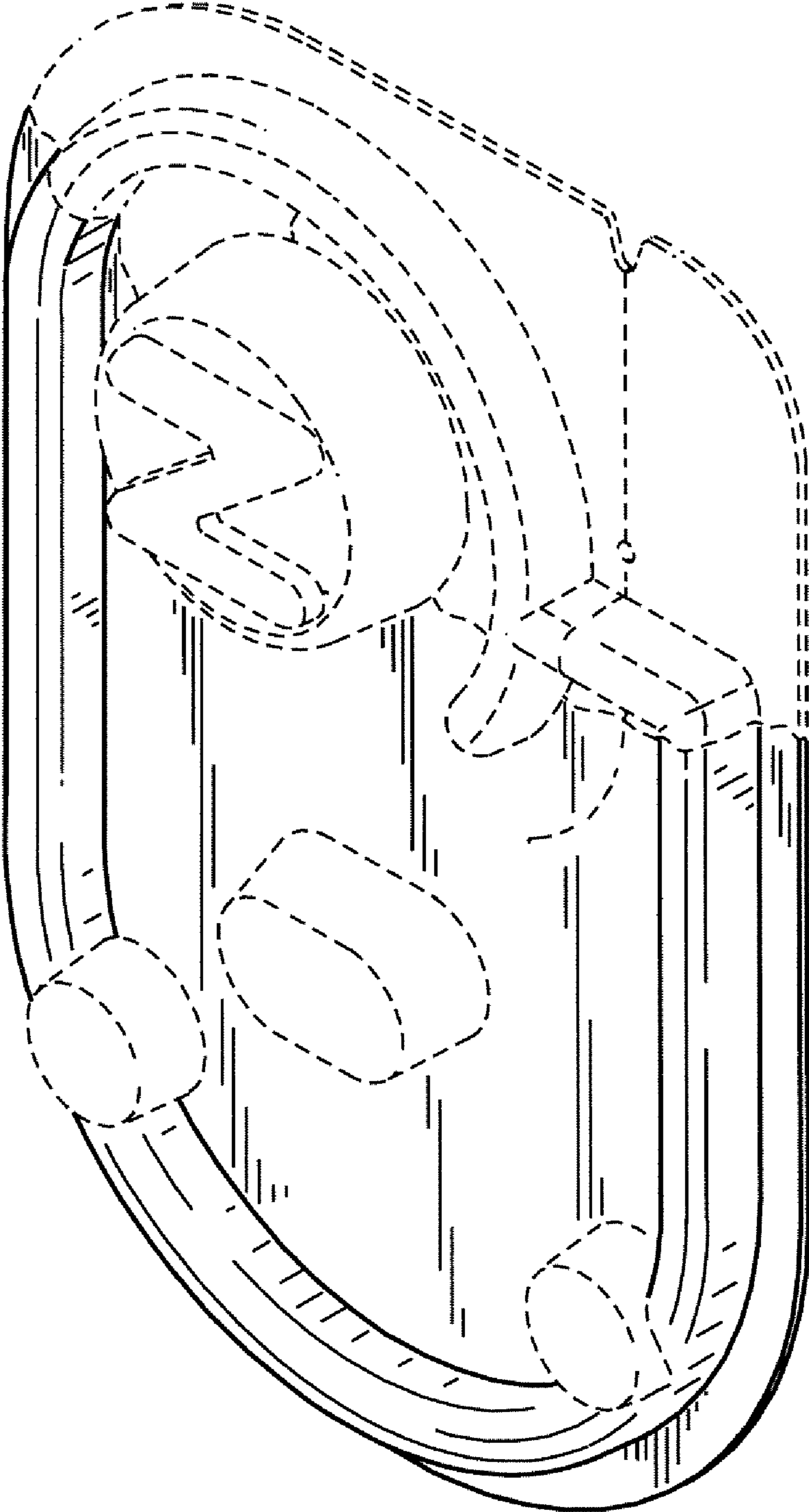


FIG. 1

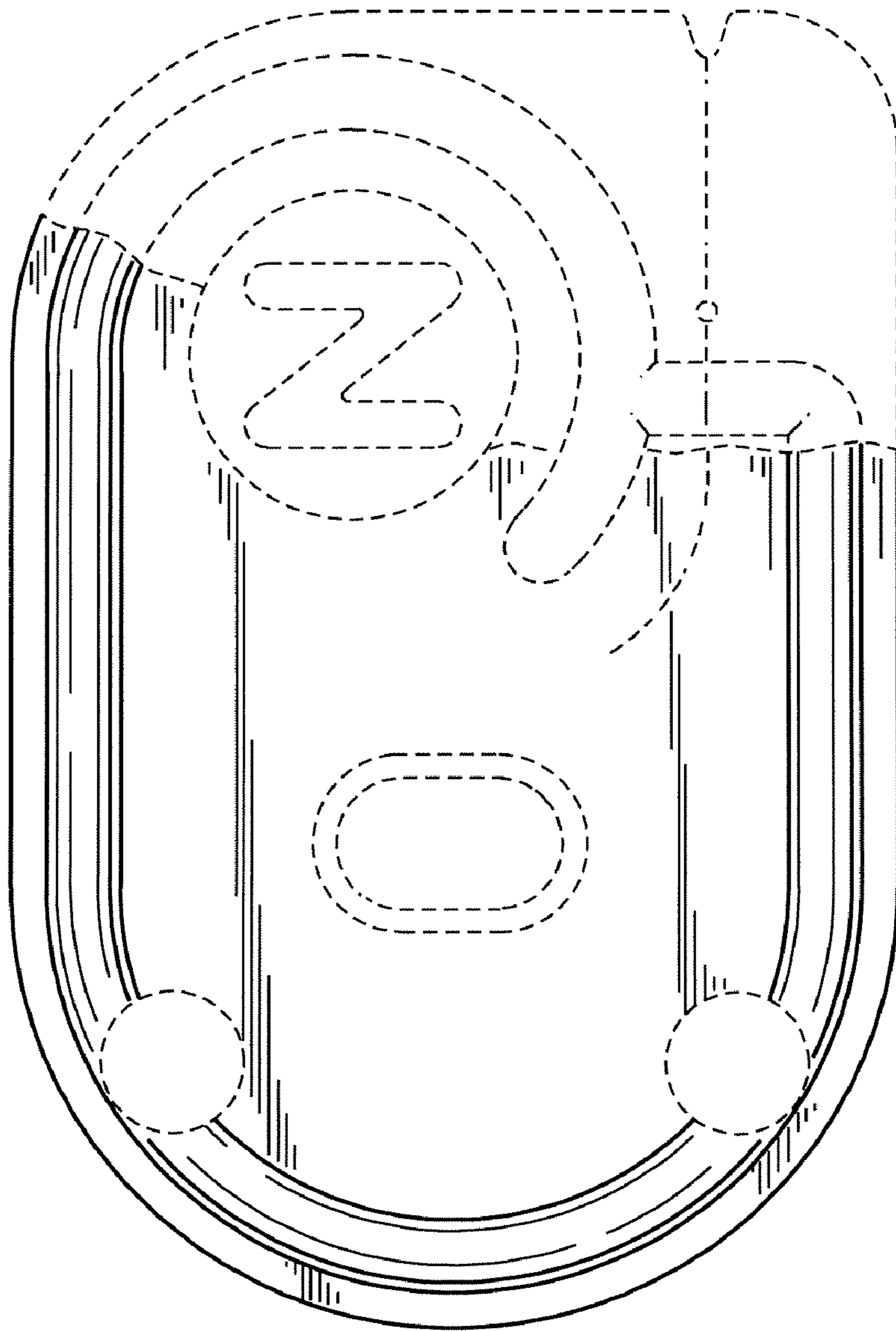


FIG. 2




FIG. 3




FIG. 4

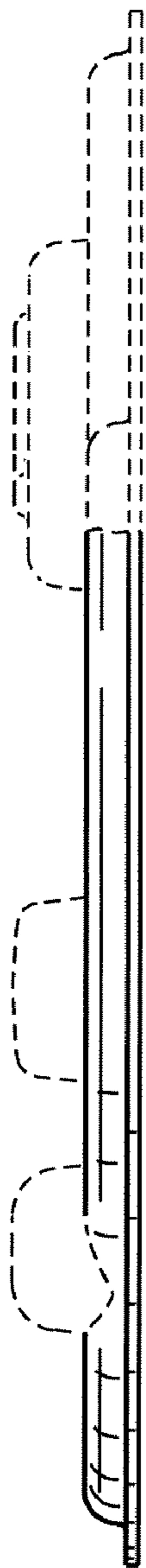


FIG. 5

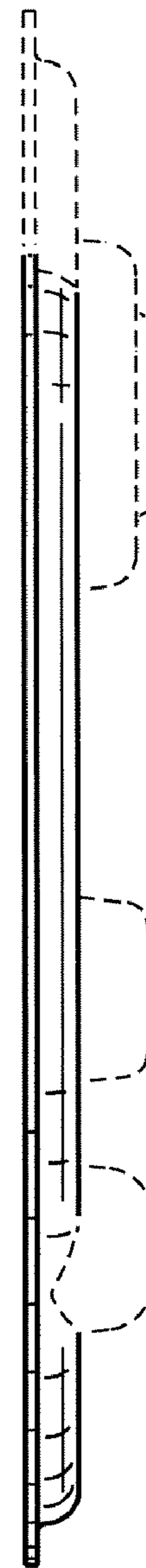


FIG. 6