



US00D601011S

(12) **United States Design Patent**
Maslowski

(10) **Patent No.:** **US D601,011 S**

(45) **Date of Patent:** **** Sep. 29, 2009**

(54) **CONTAINER**

(75) Inventor: **Albert Vincent Maslowski**, Palatine, IL
(US)

(73) Assignee: **Kraft Foods Global Brands LLC**,
Northfield, IL (US)

(**) Term: **14 Years**

(21) Appl. No.: **29/296,018**

(22) Filed: **Oct. 12, 2007**

(51) **LOC (9) Cl.** **09-03**

(52) **U.S. Cl.** **D9/425; D7/538**

(58) **Field of Classification Search** D9/414-424,
D9/426, 428, 430-435, 450, 456, 503, 523-525,
D9/715, 719, 737, 761; D3/203.1-203.4,
D3/206, 270, 294; D19/51, 84-85; D30/101;
220/253, 254.2, 326, 507, 825, 835, 263,
220/266, 787; 206/497, 533-534, 538, 583,
206/783, 515; 229/120.12, 123.2-123.3,
229/125.13-125.14; D7/360, 538-540, 587,
D7/391, 543, 500, 629, 602

See application file for complete search history.

(56) **References Cited**

U.S. PATENT DOCUMENTS

3,388,827 A * 6/1968 Thanhauser et al. 220/791
3,447,714 A * 6/1969 Elliot 206/1.5
3,452,896 A * 7/1969 Elliot 220/781
3,487,972 A * 1/1970 Swett 220/526
D218,927 S * 10/1970 Artz D9/761
3,556,815 A * 1/1971 Fujiwara 426/120
3,968,921 A * 7/1976 Jewell 229/406

D257,126 S * 9/1980 Johnson D9/732
D346,934 S * 5/1994 Littlejohn D7/549
D350,880 S * 9/1994 VanValkenburg et al. D7/629
D408,282 S * 4/1999 McCann D9/423
D408,733 S * 4/1999 McCann D9/423
D421,902 S * 3/2000 Hill D9/423
6,131,760 A * 10/2000 Huang 220/526
D508,379 S * 8/2005 Doliwa D7/629
D530,198 S * 10/2006 Snedden et al. D9/432
D530,625 S * 10/2006 Darin D9/761

* cited by examiner

Primary Examiner—Philip S Hyder

Assistant Examiner—Susan E Krakower

(74) *Attorney, Agent, or Firm*—Fitch, Even, Tabin &
Flannery

(57) **CLAIM**

The ornamental design for a container, as shown and
described.

DESCRIPTION

FIG. 1 is a perspective view of a container according to my
new design;

FIG. 2 is a right side elevation view of the container of FIG. 1;

FIG. 3 is a top plan view of the container of FIG. 1;

FIG. 4 is a back elevation view of the container of FIG. 1;

FIG. 5 is a bottom plan view of the container of FIG. 1;

FIG. 6 is a left elevation view of the container of FIG. 1; and,

FIG. 7 is a front elevation view of the container of FIG. 1.

The broken lines in FIGS. 1-7 represent portions of the
design that form no part of the claim.

1 Claim, 3 Drawing Sheets

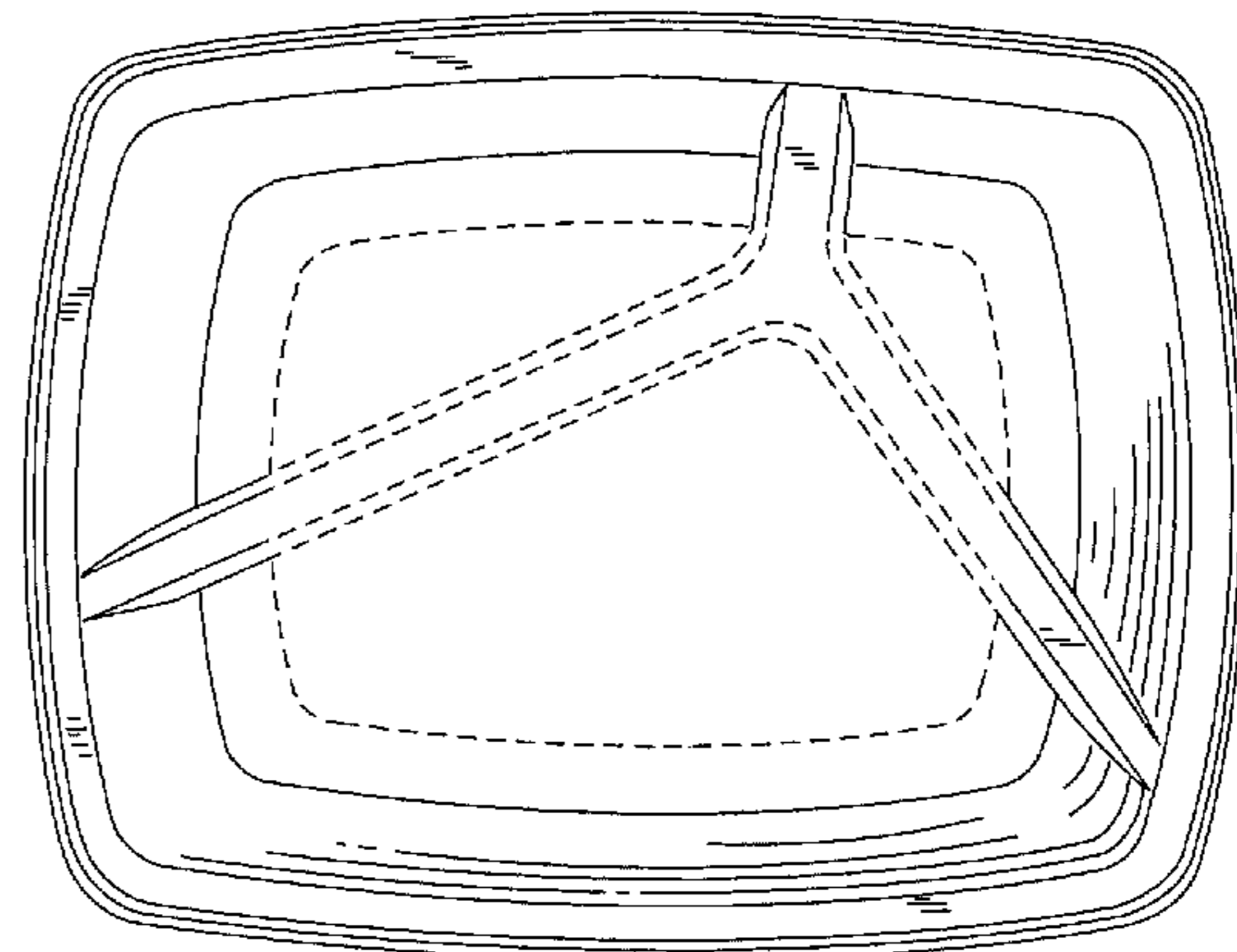
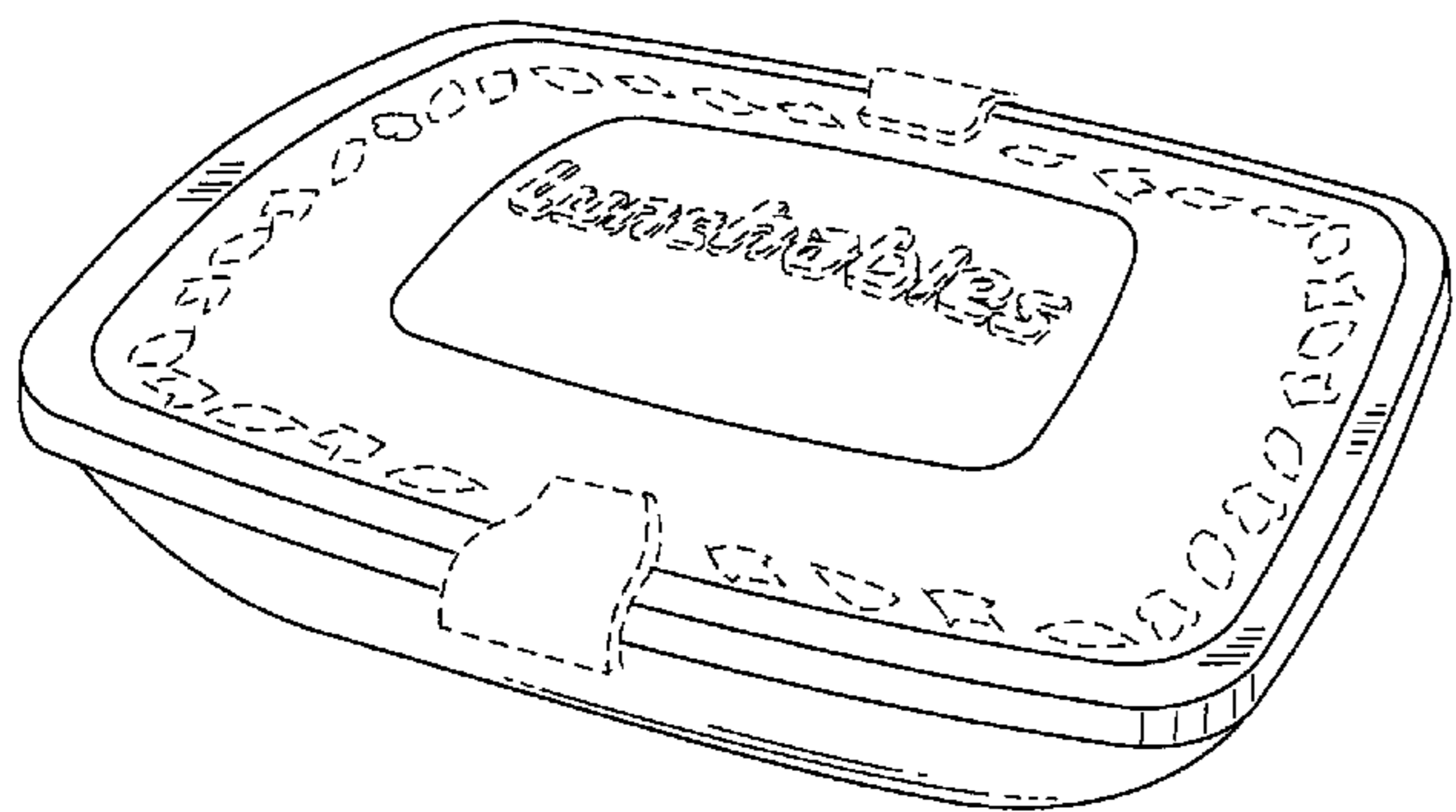


FIG. 1

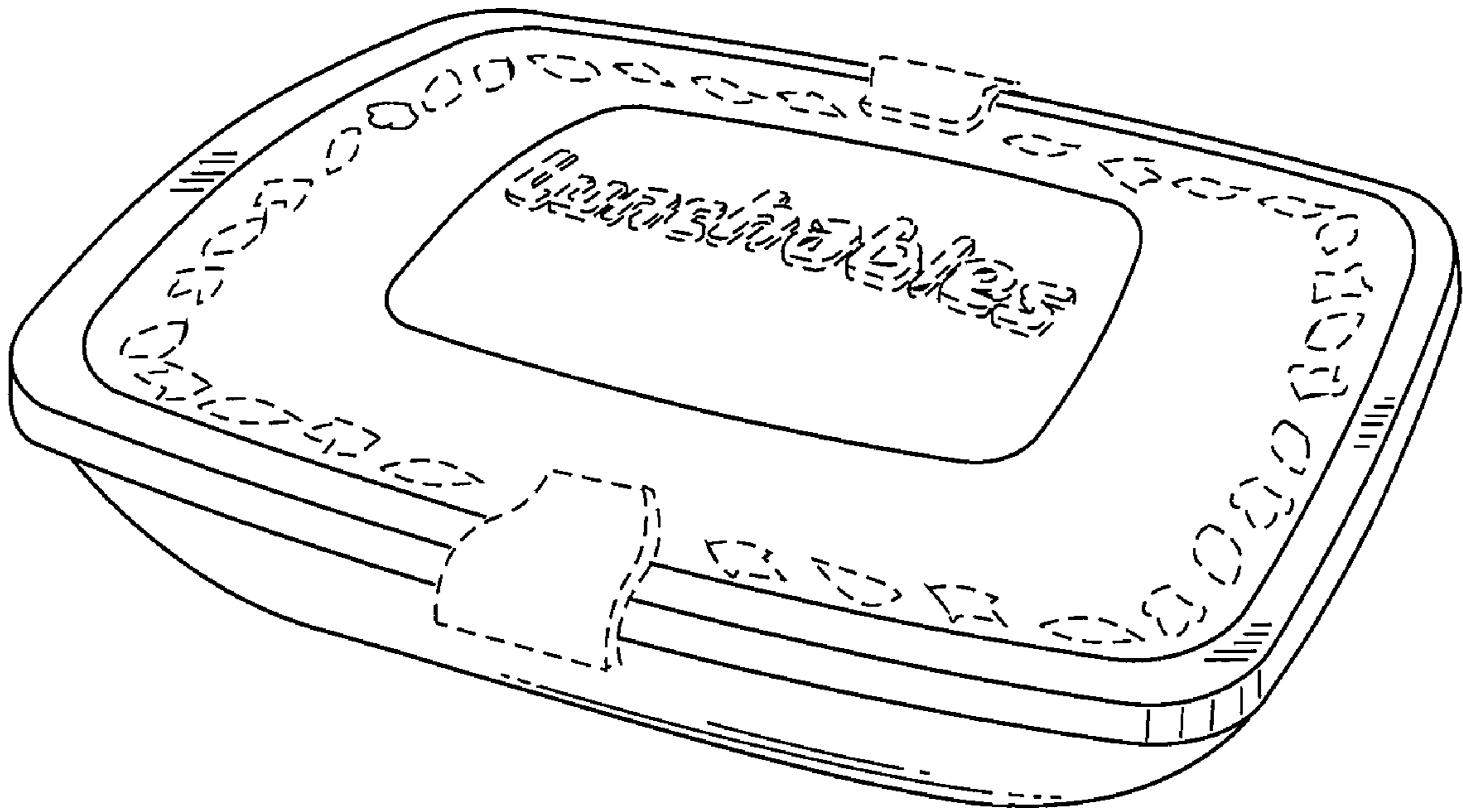


FIG. 2

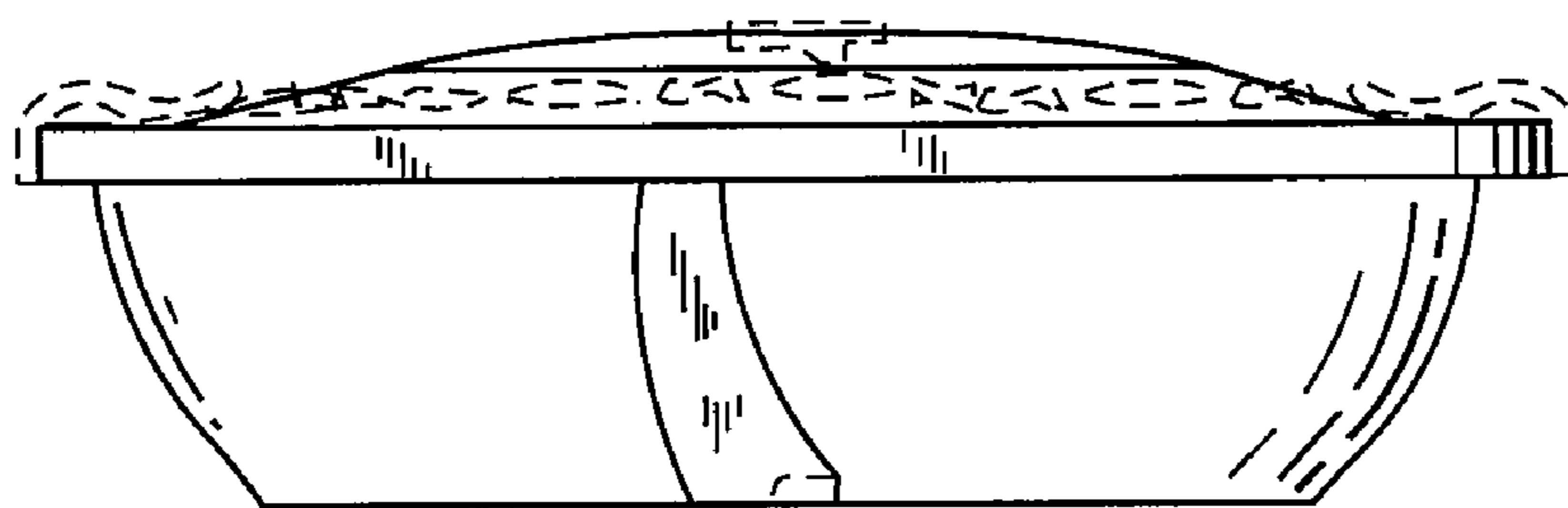


FIG. 3

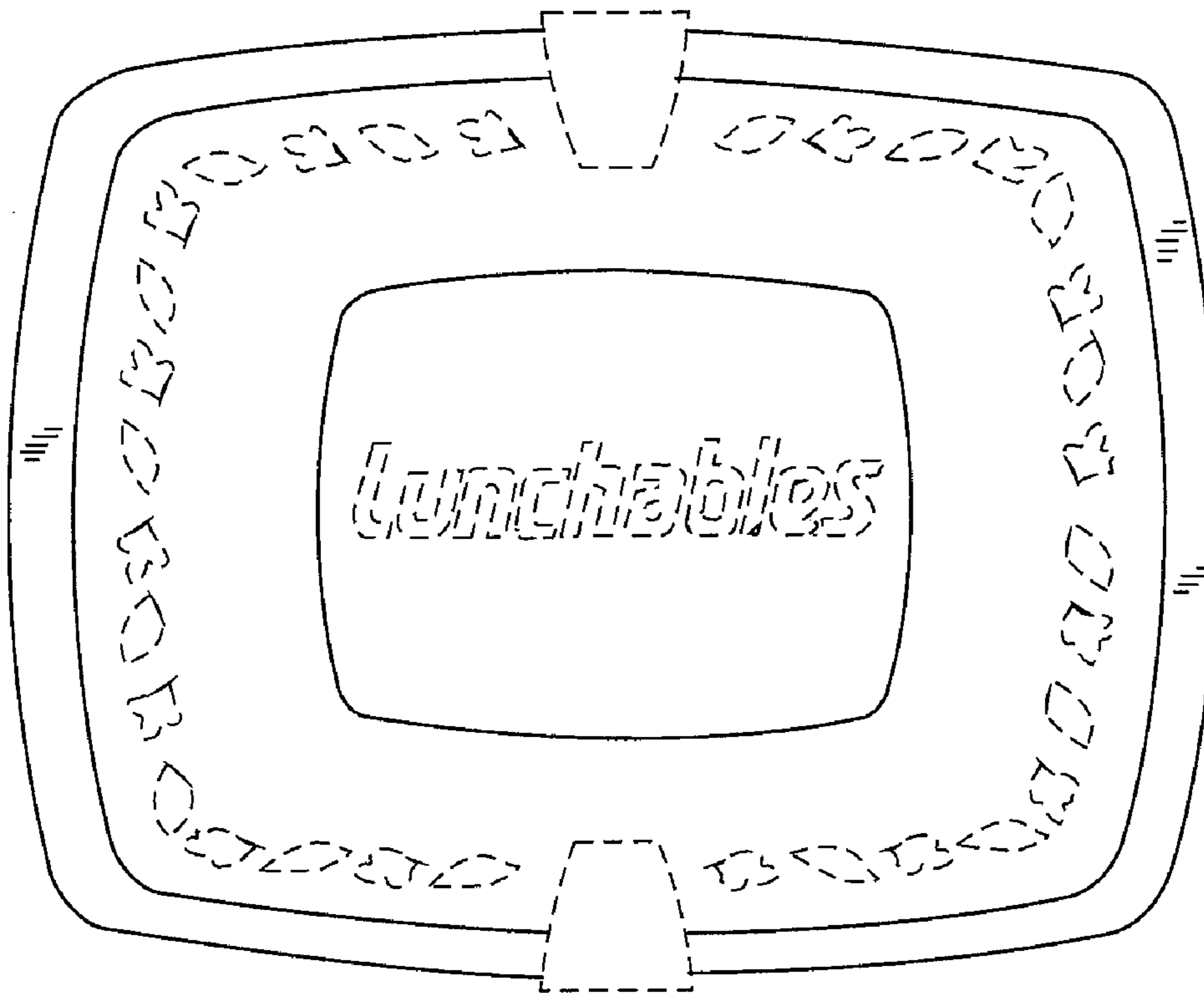


FIG. 4

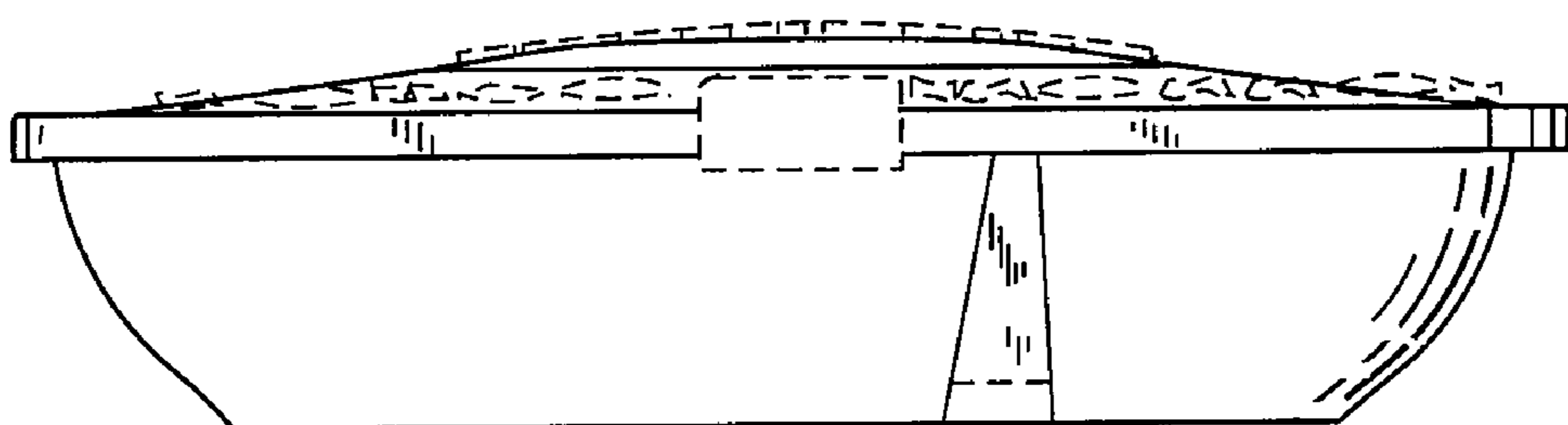


FIG. 5

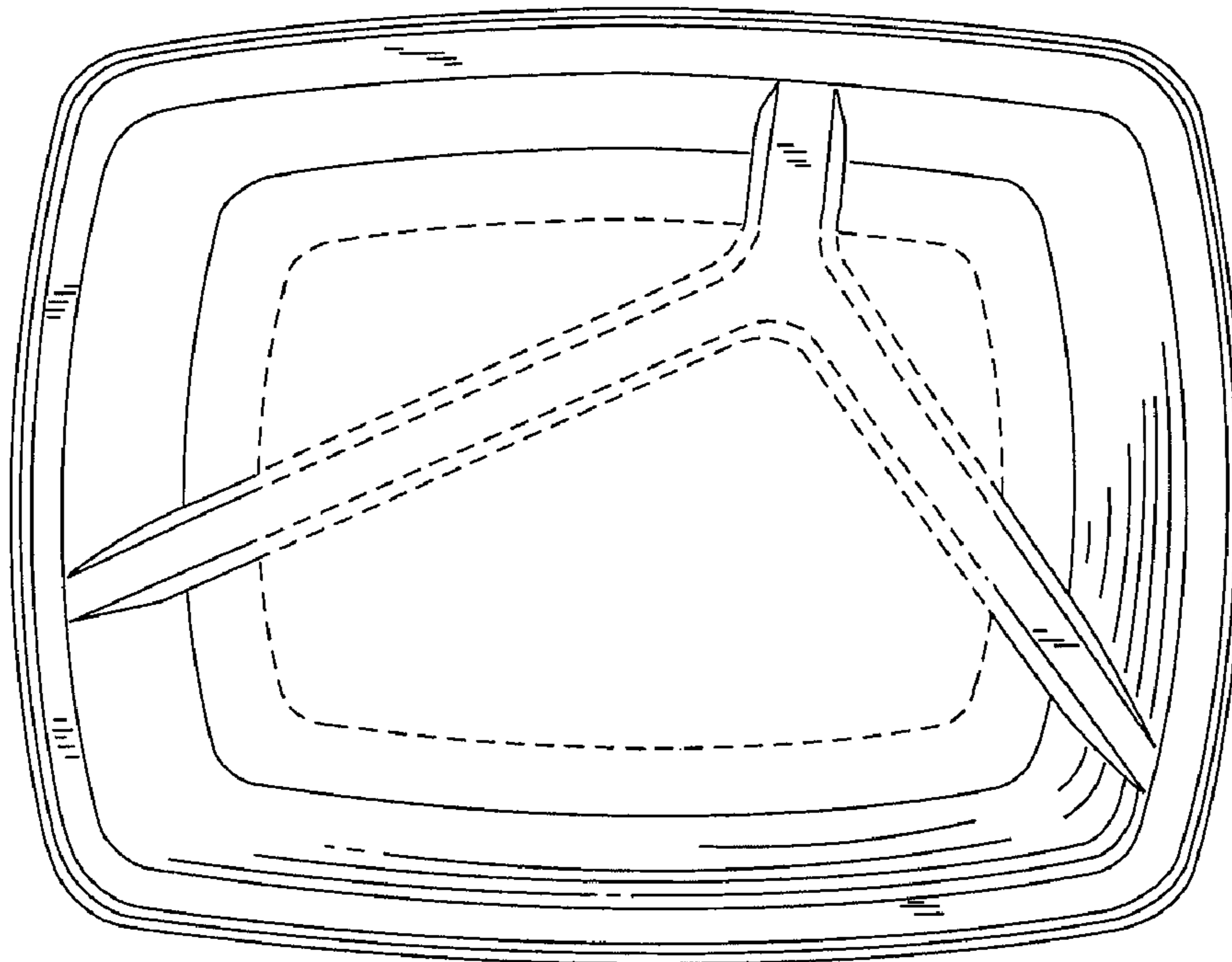


FIG. 6

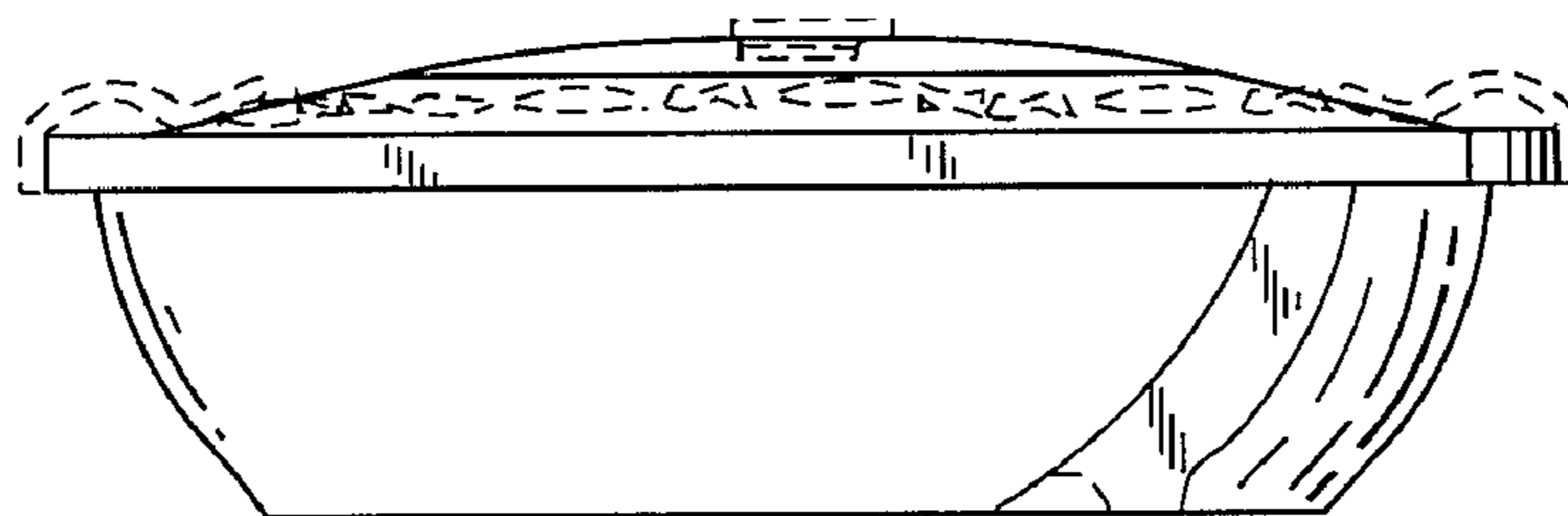


FIG. 7

