



US00D601003S

(12) **United States Design Patent**  
**Nunez et al.**

(10) **Patent No.:** **US D601,003 S**  
(45) **Date of Patent:** **\*\* Sep. 29, 2009**

(54) **COMPANION ESCUTCHEONS**

(75) Inventors: **Paul Nunez**, Orange, CT (US);  
**Christopher T. Flaherty**, West Haven,  
CT (US); **David W. Kaiser**, North  
Haven, CT (US); **Richard McAllister**  
**O’Grady**, Southington, CT (US)

(73) Assignee: **Sargent Manufacturing Company**,  
New Haven, CT (US)

(\*\*) Term: **14 Years**

(21) Appl. No.: **29/339,811**

(22) Filed: **Jul. 8, 2009**

**Related U.S. Application Data**

(62) Division of application No. 29/272,551, filed on Feb.  
9, 2007, now Pat. No. Des. 597,821.

(51) **LOC (9) Cl.** ..... **11-05**

(52) **U.S. Cl.** ..... **D8/350; D8/330**

(58) **Field of Classification Search** ..... D8/350–353,  
D8/300, 301, 302, 308, 310, 316, 317–320,  
D8/330; D13/156, 177, 152, 154, 158, 173,  
D13/169, 171, 139.1–139.8, 146, 147; D14/159;  
D25/60; 174/66, 67; 220/241, 3.92, 3.5–3.8,  
220/242; 439/536, 535, 892; 200/303; 248/273;  
292/357, 336.3; 70/107, 111, 402, 450, 452,  
70/DIG. 73

See application file for complete search history.

(56) **References Cited**

**U.S. PATENT DOCUMENTS**

D199,485	S	*	11/1964	Parriott	.....	D8/350
D214,615	S	*	7/1969	Patriquin	.....	D8/353
D297,805	S	*	9/1988	Ortega et al.	.....	D8/301
D312,565	S	*	12/1990	Abraham et al.	.....	D8/301
4,982,986	A	*	1/1991	Gressett et al.	.....	292/336.3
D319,769	S	*	9/1991	Fleming et al.	.....	D8/301
D365,976	S	*	1/1996	Chiu	.....	D8/330
D393,994	S	*	5/1998	Hankel et al.	.....	D8/302
5,881,586	A	*	3/1999	Shen	.....	70/107

5,987,945	A	*	11/1999	Ruano Aramburu	.....	70/277
D423,326	S	*	4/2000	Moon et al.	.....	D8/353
D423,912	S	*	5/2000	Moon et al.	.....	D8/353
D429,139	S	*	8/2000	Ahn	.....	D8/301
D429,142	S	*	8/2000	Monge et al.	.....	D8/350
D437,771	S	*	2/2001	Barnes et al.	.....	D8/352
D442,467	S	*	5/2001	Alvarado	.....	D8/350
D470,033	S	*	2/2003	Fleury et al.	.....	D8/302
D471,079	S	*	3/2003	Ellis et al.	.....	D8/350

(Continued)

*Primary Examiner*—Stella M Reid

*Assistant Examiner*—Mark A Goodwin

(74) *Attorney, Agent, or Firm*—DeLio & Peterson, LLC;  
Anthony P. DeLio

(57) **CLAIM**

The ornamental design for “companion escutcheons,” as  
shown and described.

**DESCRIPTION**

FIG. 1 is a top front right side perspective view of the com-  
panion escutcheons showing our new design;

FIG. 2 is a front elevational view thereof;

FIG. 3 is a left side elevational view thereof;

FIG. 4 is a right side elevational view thereof;

FIG. 5 is a bottom plan view thereof;

FIG. 6 is a top plan view thereof;

FIG. 7 is a top front right side perspective view of a second  
embodiment of the companion escutcheons showing our new  
design;

FIG. 8 is a front elevational view thereof;

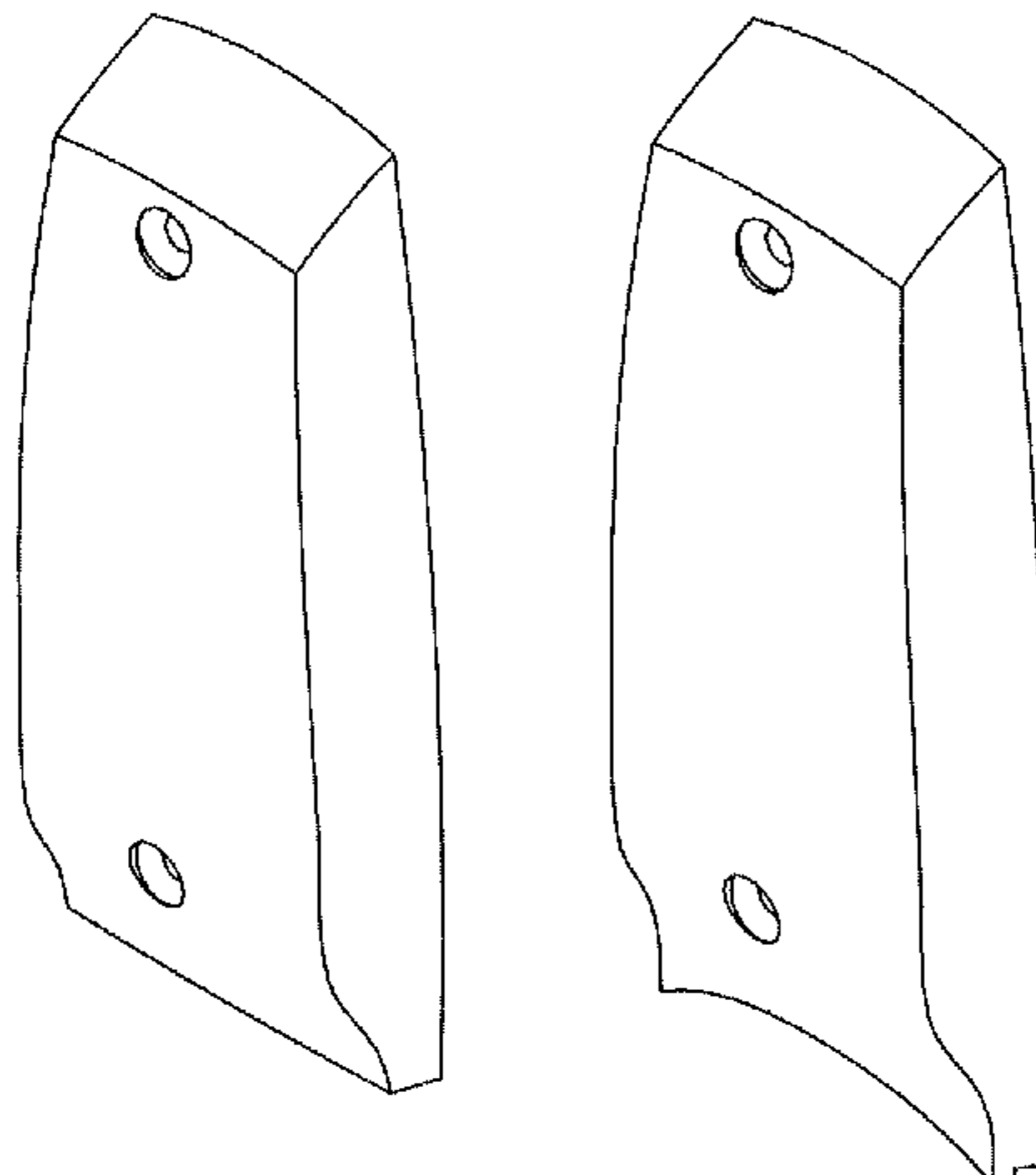
FIG. 9 is a left side elevational view thereof;

FIG. 10 is a right side elevational view thereof;

FIG. 11 is a bottom plan view thereof; and,

FIG. 12 is a top plan view thereof.

**1 Claim, 4 Drawing Sheets**



# US D601,003 S

Page 2

---

## U.S. PATENT DOCUMENTS

D471,422 S *	3/2003	Ellis et al. ....	D8/301	D488,995 S *	4/2004	Denys .....	D8/352
D471,432 S *	3/2003	Ellis et al. ....	D8/350	6,733,050 B1 *	5/2004	Yao .....	292/169
D471,786 S *	3/2003	Ellis et al. ....	D8/350	D494,841 S *	8/2004	Moon et al. ....	D8/352
D472,130 S *	3/2003	Ellis et al. ....	D8/350	D518,354 S *	4/2006	Veltz .....	D8/302
D472,794 S *	4/2003	LaPlume et al. ....	D8/350	D552,966 S *	10/2007	Roberts et al. ....	D8/350
D474,103 S *	5/2003	Kaiser et al. ....	D8/350	D552,967 S *	10/2007	Roberts et al. ....	D8/350
6,598,439 B1 *	7/2003	Chen .....	70/423	2002/0095958 A1 *	7/2002	Bates et al. ....	70/107
6,615,629 B2 *	9/2003	Bates et al. ....	70/434	2004/0040352 A1 *	3/2004	Yu et al. ....	70/107
D488,703 S *	4/2004	Denys .....	D8/352	2006/0037373 A1 *	2/2006	Case et al. ....	70/278.1

\* cited by examiner




FIG. 1




FIG. 2




FIG. 3




FIG. 4




FIG. 5




FIG. 6

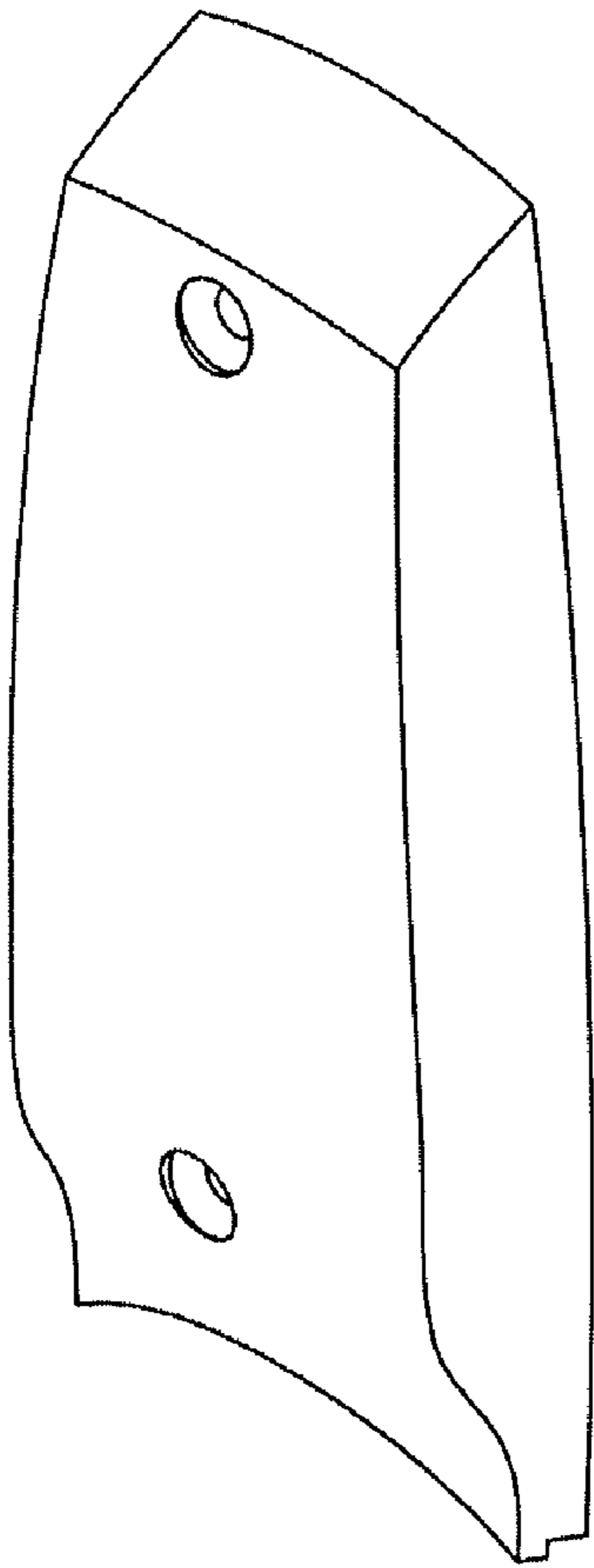


FIG. 7




FIG. 8




FIG. 9




FIG. 10



FIG. 11




FIG. 12