



US00D601002S

(12) **United States Design Patent**
Nunez et al.

(10) **Patent No.:** **US D601,002 S**
(45) **Date of Patent:** **** Sep. 29, 2009**

(54) **COMPANION ESCUTCHEONS**

(75) Inventors: **Paul Nunez**, Orange, CT (US);
Christopher T. Flaherty, West Haven,
CT (US); **David W. Kaiser**, North
Haven, CT (US); **Richard McAllister**
O’Grady, Southington, CT (US)

(73) Assignee: **Sargent Manufacturing Company**,
New Haven, CT (US)

(**) Term: **14 Years**

(21) Appl. No.: **29/339,808**

(22) Filed: **Jul. 8, 2009**

Related U.S. Application Data

(62) Division of application No. 29/272,551, filed on Feb.
9, 2007, now Pat. No. Des. 597,821.

(51) **LOC (9) Cl.** **11-05**

(52) **U.S. Cl.** **D8/350; D8/330**

(58) **Field of Classification Search** D8/350–353,
D8/300, 301, 302, 308, 310, 316, 317–320,
D8/330; D13/156, 177, 152, 154, 158, 173,
D13/169, 171, 139.1–139.8, 146, 147; D14/159;
D25/60; 174/66, 67; 220/241, 3.92, 3.5–3.8,
220/242; 439/536, 535, 892; 200/303; 248/273;
292/357, 336.3; 70/107, 111, 402, 450, 452,
70/DIG. 73

See application file for complete search history.

(56) **References Cited**

U.S. PATENT DOCUMENTS

D199,485 S * 11/1964 Parriott D8/350
D214,615 S * 7/1969 Patriquin D8/353
D297,805 S * 9/1988 Ortega et al. D8/301
D312,565 S * 12/1990 Abraham et al. D8/301
4,982,986 A * 1/1991 Gressett et al. 292/336.3
D319,769 S * 9/1991 Fleming et al. D8/301
D365,976 S * 1/1996 Chiu D8/330
D393,994 S * 5/1998 Hankel et al. D8/302
5,881,586 A * 3/1999 Shen 70/107

5,987,945 A * 11/1999 Ruano Aramburu 70/277
D423,326 S * 4/2000 Moon et al. D8/353
D423,912 S * 5/2000 Moon et al. D8/353
D429,139 S * 8/2000 Ahn D8/301
D429,142 S * 8/2000 Monge et al. D8/350
D437,771 S * 2/2001 Barnes et al. D8/352
D442,467 S * 5/2001 Alvarado D8/350
D470,033 S * 2/2003 Fleury et al. D8/302
D471,079 S * 3/2003 Ellis et al. D8/350
D471,422 S * 3/2003 Ellis et al. D8/301
D471,432 S * 3/2003 Ellis et al. D8/350

(Continued)

Primary Examiner—Stella M Reid

Assistant Examiner—Mark A Goodwin

(74) *Attorney, Agent, or Firm*—DeLio & Peterson, LLC;
Anthony P. DeLio

(57) **CLAIM**

The ornamental design for “companion escutcheons,” as
shown and described.

DESCRIPTION

FIG. 1 is a top front right side perspective view of the com-
panion escutcheons showing our new design;

FIG. 2 is a front elevational view thereof;

FIG. 3 is a left side elevational view thereof;

FIG. 4 is a right side elevational view thereof;

FIG. 5 is a bottom plan view thereof;

FIG. 6 is a top plan view thereof;

FIG. 7 is a top front right side perspective view of a second
embodiment of the companion escutcheons showing our new
design;

FIG. 8 is a front elevational view thereof;

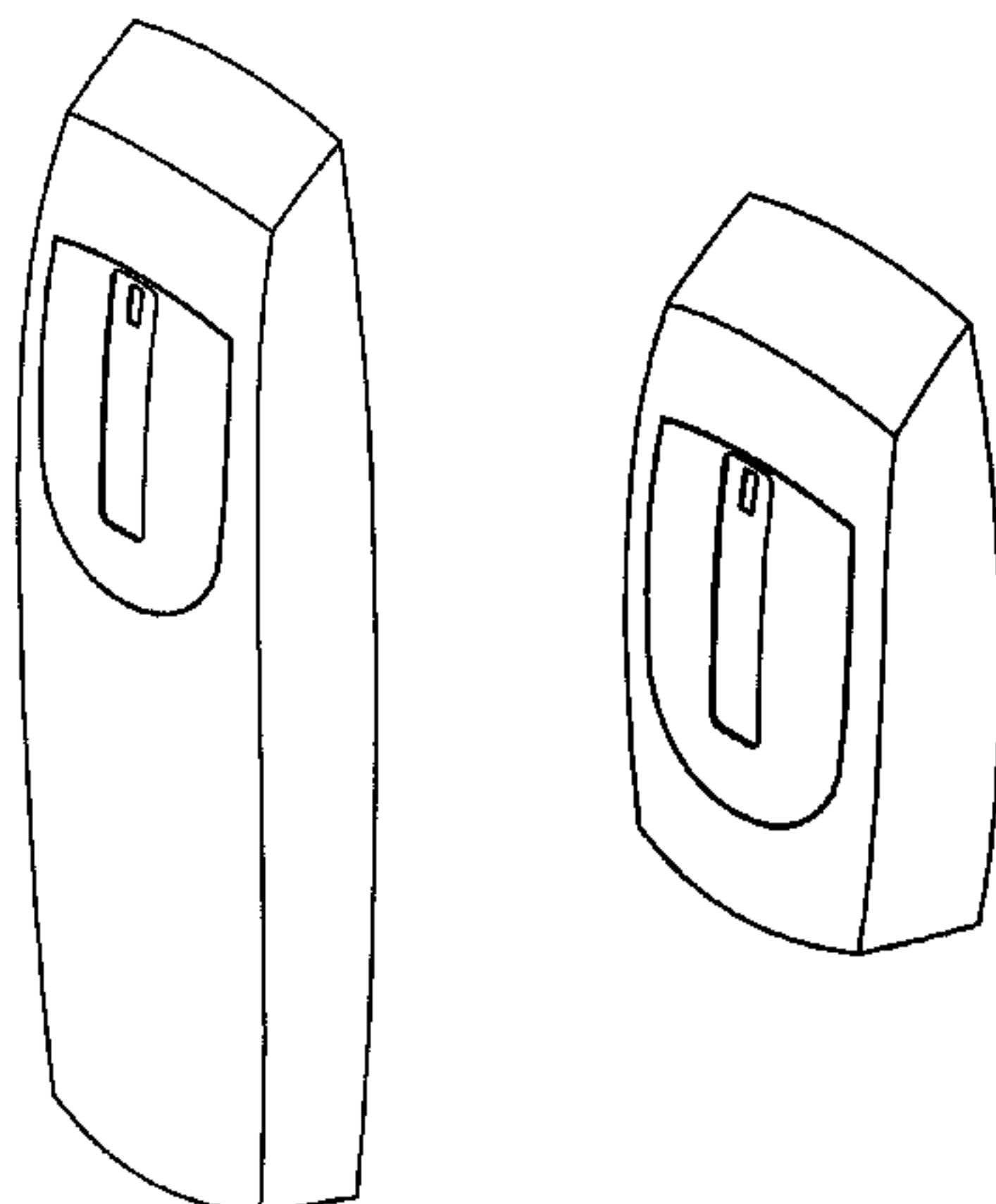
FIG. 9 is a left side elevational view thereof;

FIG. 10 is a right side elevational view thereof;

FIG. 11 is a bottom plan view thereof; and,

FIG. 12 is a top plan view thereof.

1 Claim, 4 Drawing Sheets



US D601,002 S

Page 2

U.S. PATENT DOCUMENTS

D471,786 S *	3/2003	Ellis et al.	D8/350	6,733,050 B1 *	5/2004	Yao	292/169
D472,130 S *	3/2003	Ellis et al.	D8/350	D494,841 S *	8/2004	Moon et al.	D8/352
D472,794 S *	4/2003	LaPlume et al.	D8/350	D518,354 S *	4/2006	Veltz	D8/302
D474,103 S *	5/2003	Kaiser et al.	D8/350	D552,966 S *	10/2007	Roberts et al.	D8/350
6,598,439 B1 *	7/2003	Chen	70/423	D552,967 S *	10/2007	Roberts et al.	D8/350
6,615,629 B2 *	9/2003	Bates et al.	70/434	2002/0095958 A1 *	7/2002	Bates et al.	70/107
D488,703 S *	4/2004	Denys	D8/352	2004/0040352 A1 *	3/2004	Yu et al.	70/107
D488,995 S *	4/2004	Denys	D8/352	2006/0037373 A1 *	2/2006	Case et al.	70/278.1

* cited by examiner

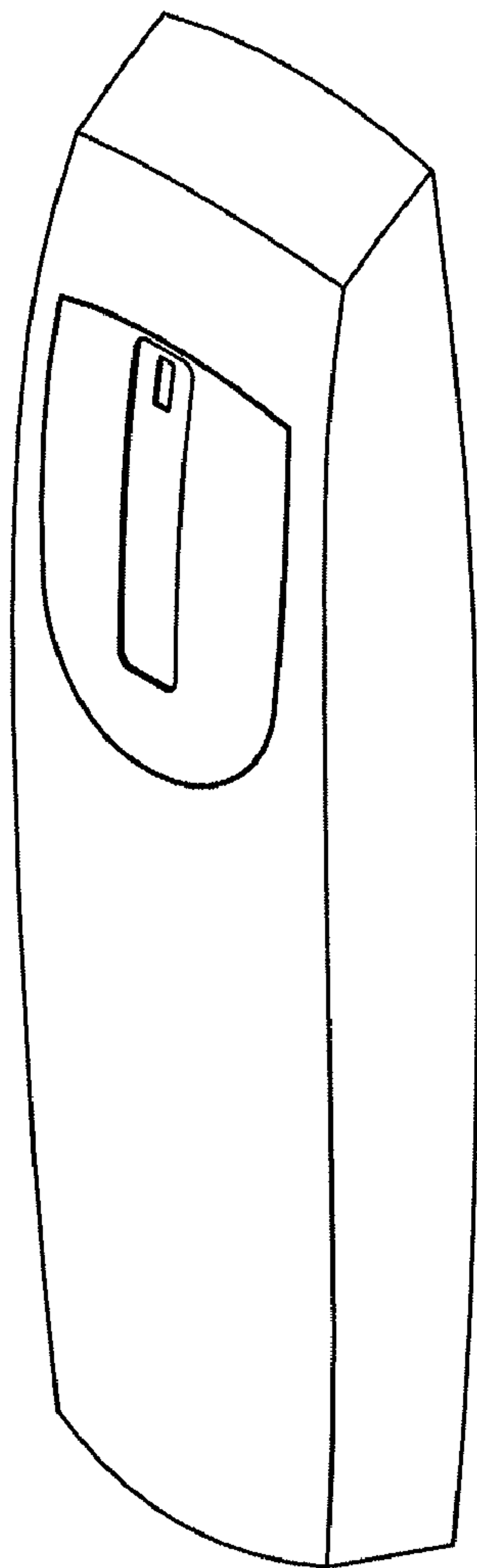


FIG. 1

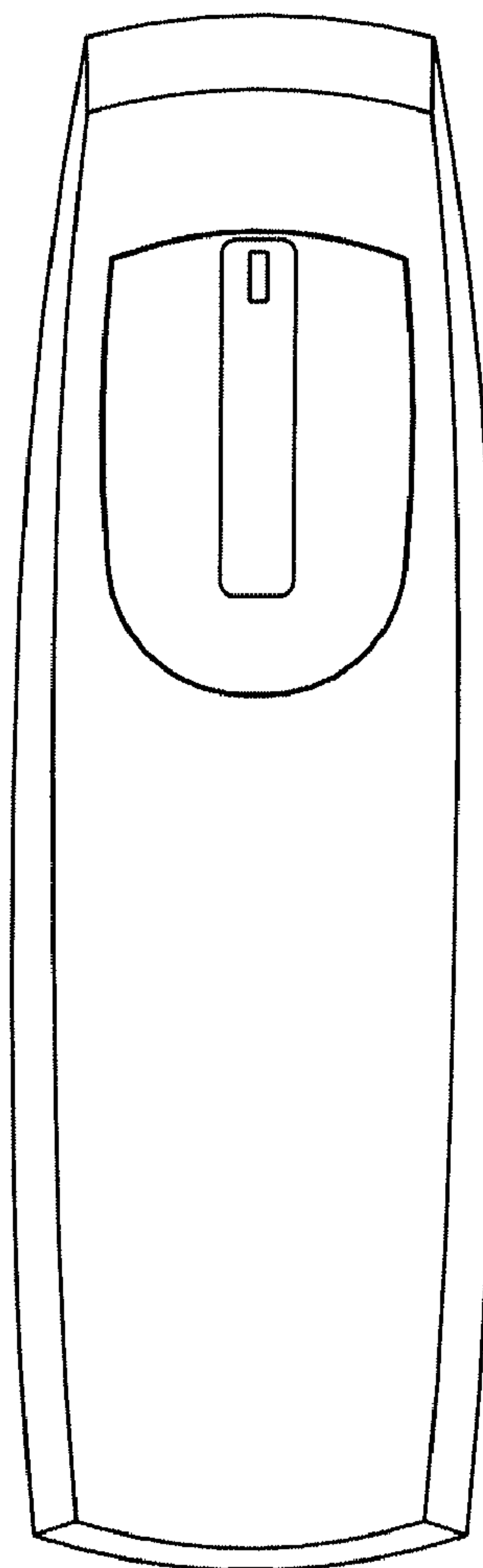


FIG. 2

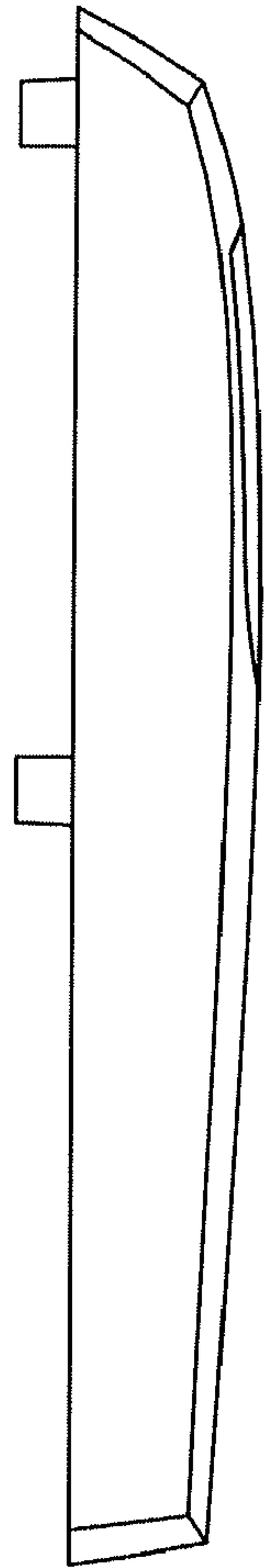


FIG. 3

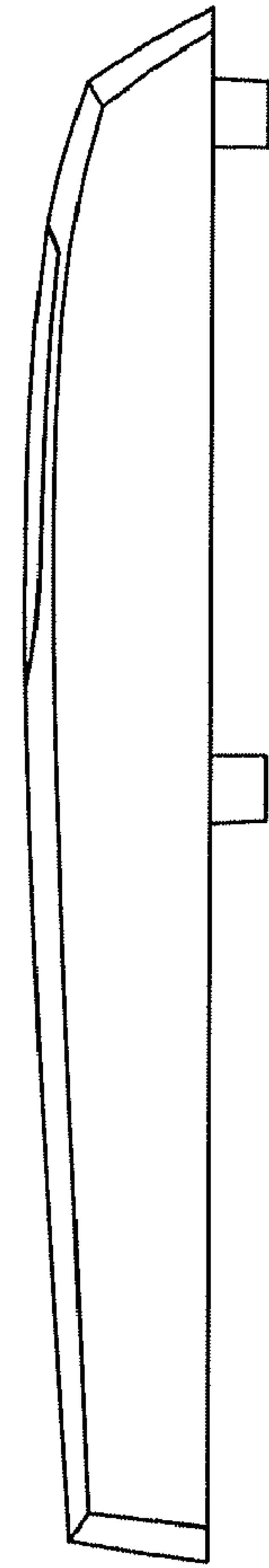


FIG. 4

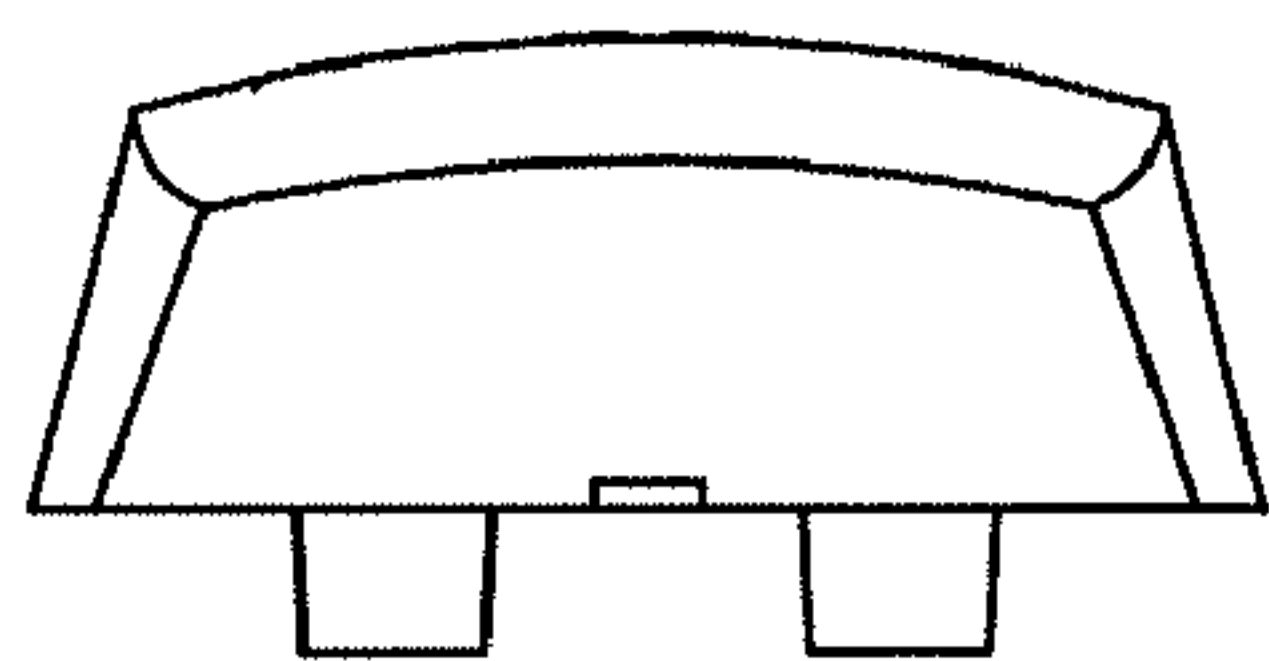


FIG. 5

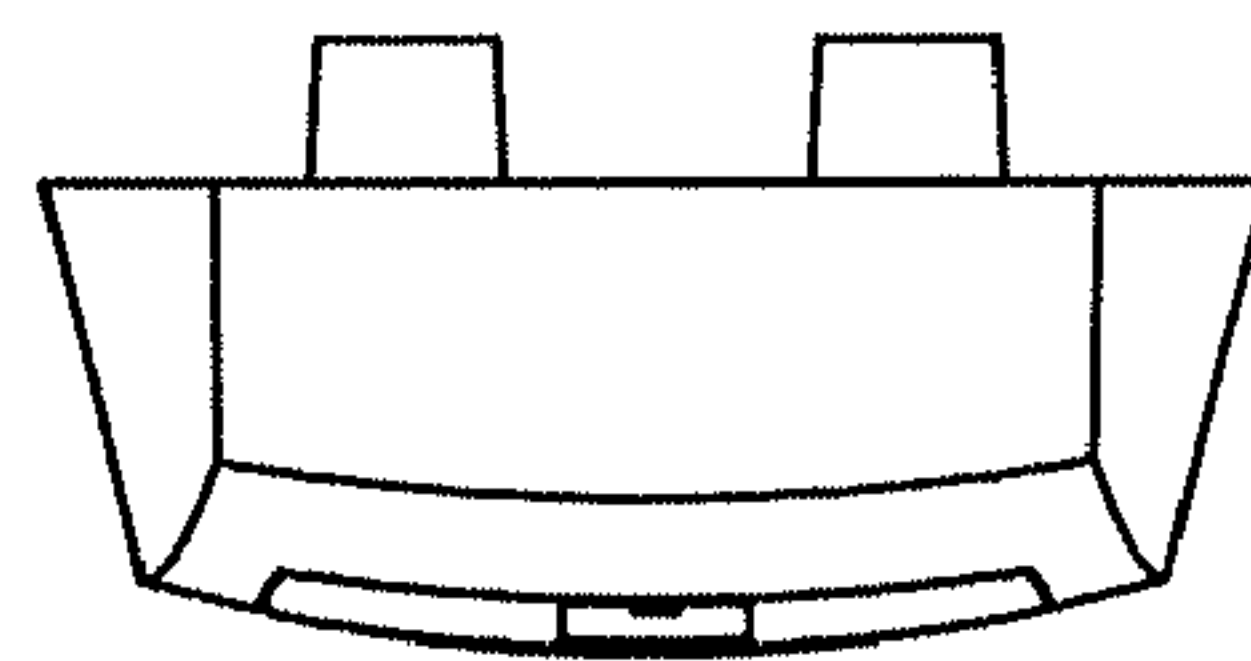


FIG. 6

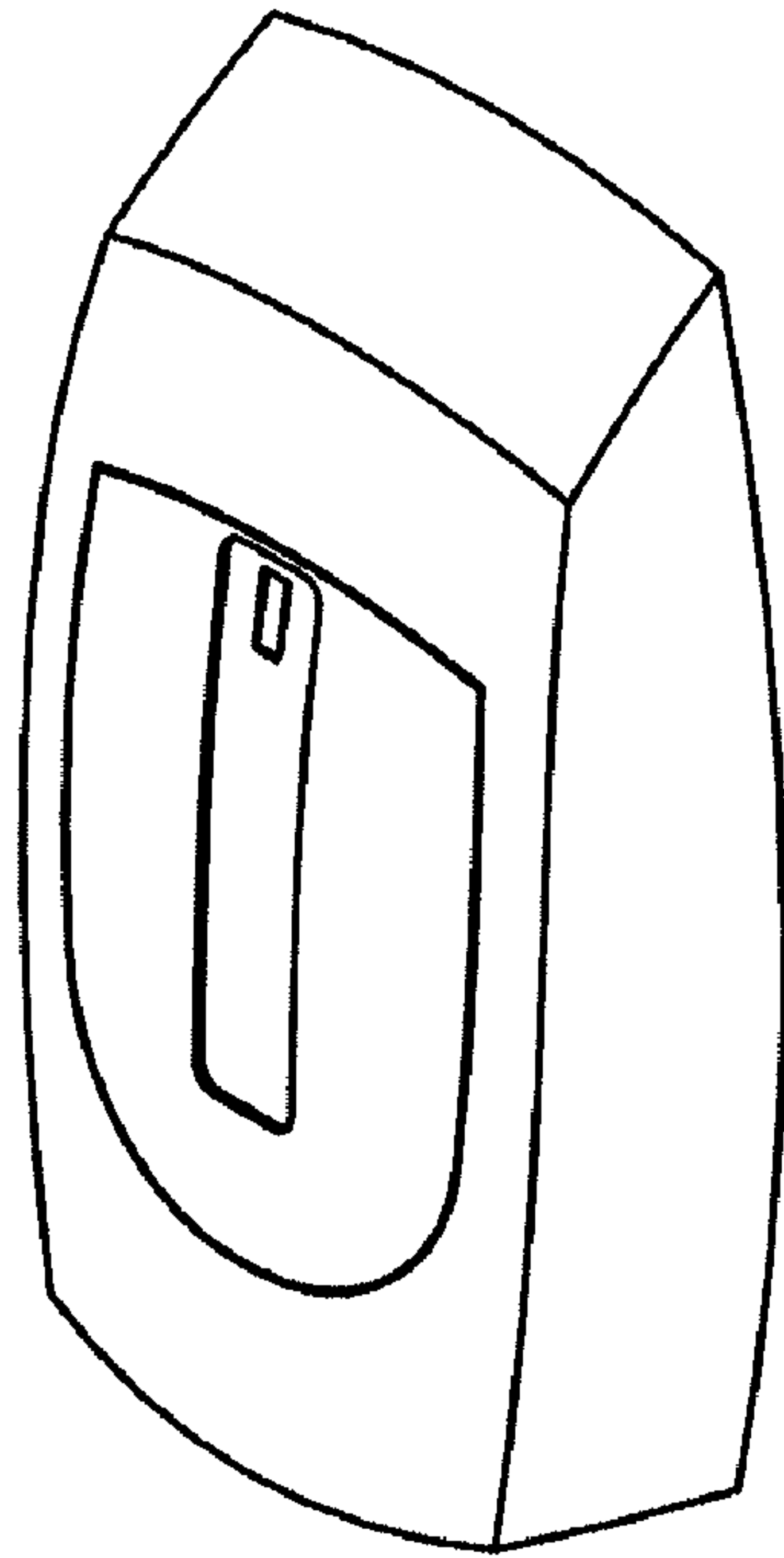


FIG. 7

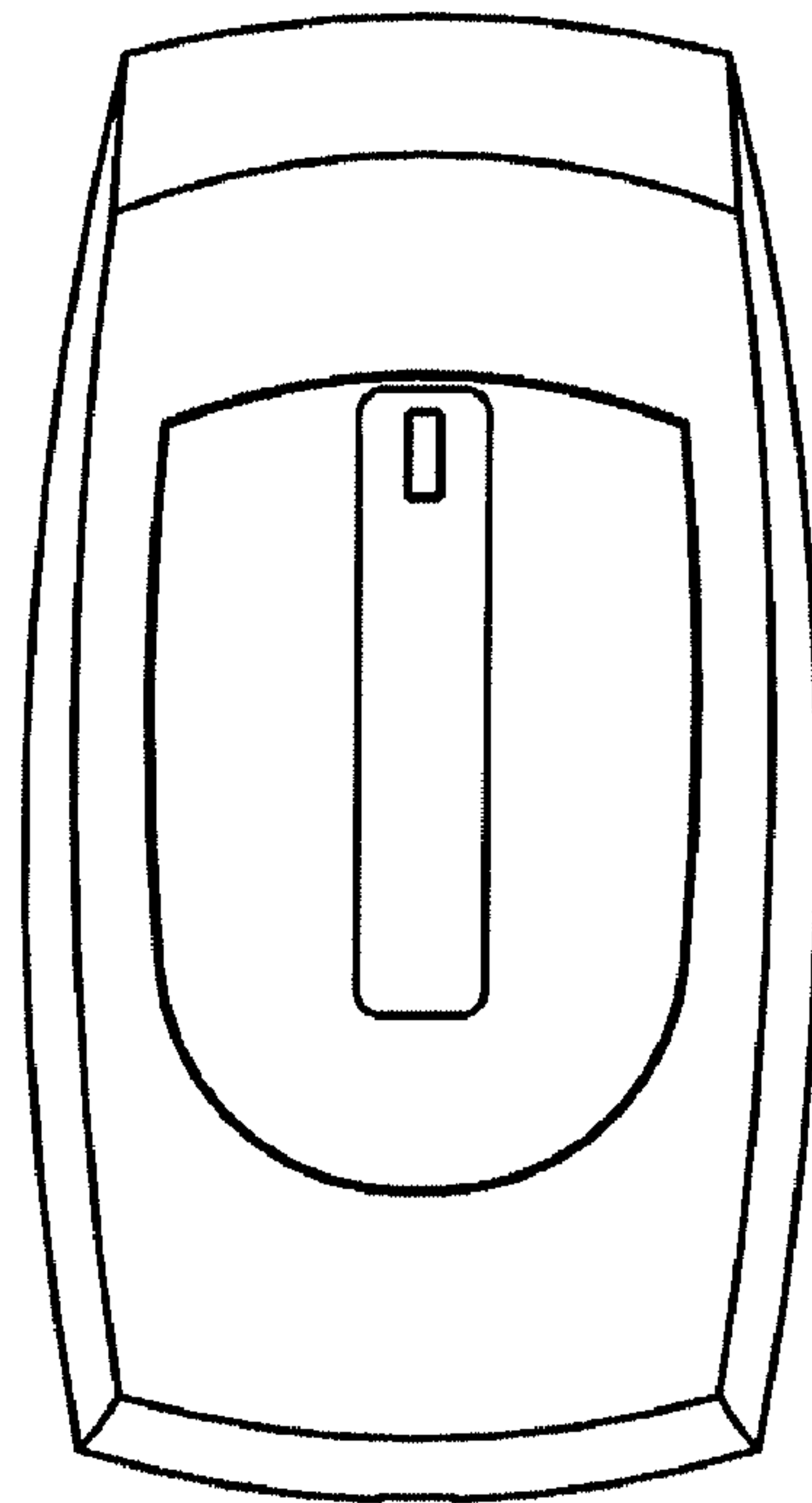


FIG. 8




FIG. 9




FIG. 10

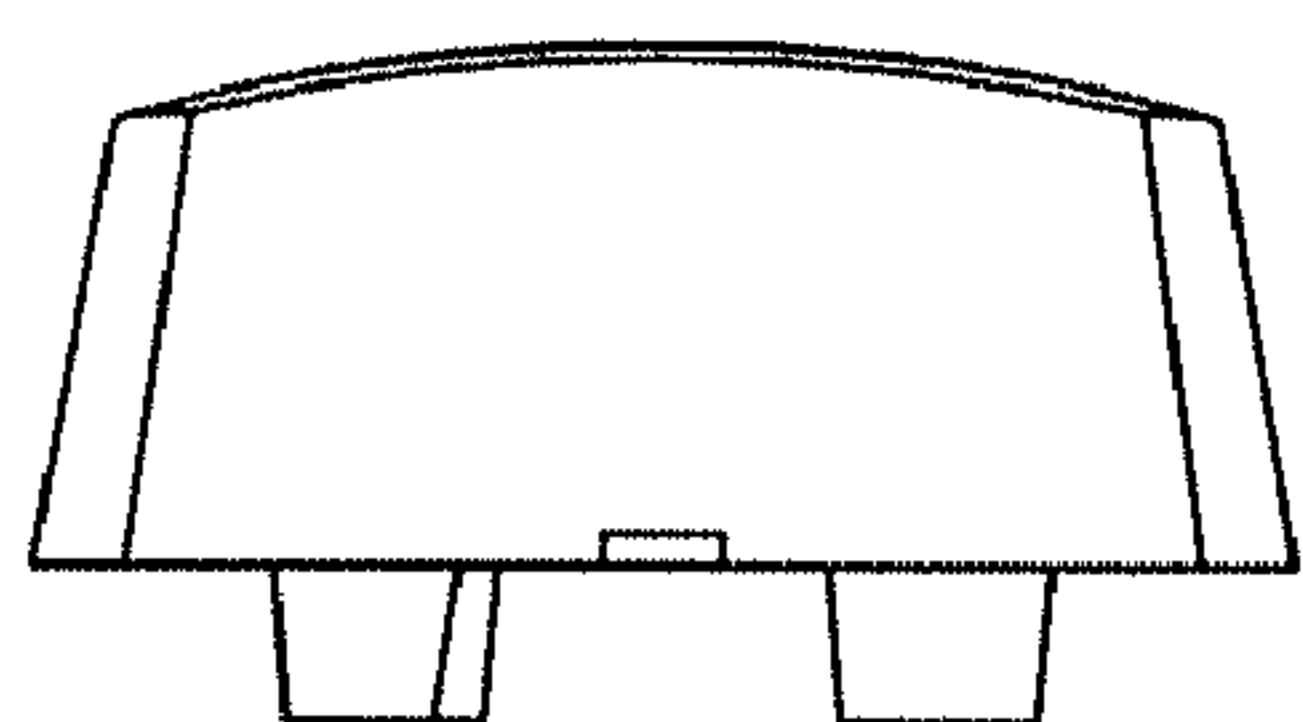


FIG. 11

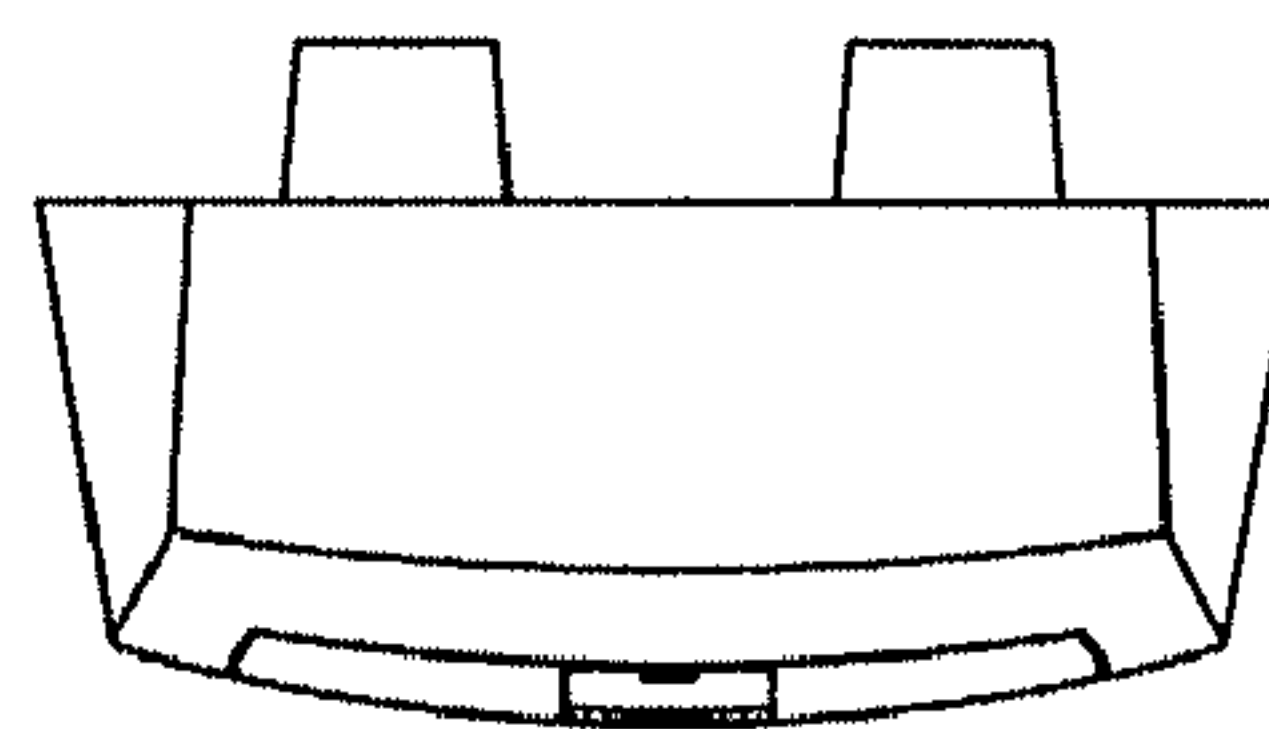


FIG. 12