



US00D600992S

(12) **United States Design Patent**
MacNair et al.

(10) **Patent No.:** **US D600,992 S**

(45) **Date of Patent:** **** *Sep. 29, 2009**

(54) **FOLDING KNIFE**

(75) Inventors: **James MacNair**, Post Falls, ID (US);
Don Kaschmitter, Davenport, WA (US)

(73) Assignee: **Buck Knives, Inc.**, Post Falls, ID (US)

(*) Notice: This patent is subject to a terminal disclaimer.

(**) Term: **14 Years**

(21) Appl. No.: **29/295,676**

(22) Filed: **Oct. 3, 2007**

(51) **LOC (9) Cl.** **08-03**

(52) **U.S. Cl.** **D8/99**

(58) **Field of Classification Search** D8/98,
D8/99, 107; 30/155, 156, 157, 158, 159,
30/160, 161; D22/118

See application file for complete search history.

(56) **References Cited**

U.S. PATENT DOCUMENTS

D345,289 S *	3/1994	Sakai	D8/99
D347,375 S *	5/1994	Sakai	D8/99
D348,599 S *	7/1994	Sakai	D8/99
D356,723 S *	3/1995	Sakai	D8/99
D407,002 S *	3/1999	Morton et al.	D8/99
D464,246 S *	10/2002	Sloan	D8/99

D488,045 S *	4/2004	Onion	D8/99
D560,997 S *	2/2008	Onion	D8/99
D567,054 S *	4/2008	Renzi et al.	D8/99
D569,213 S *	5/2008	Renzi et al.	D8/99
D572,562 S *	7/2008	Hawk et al.	D8/99

* cited by examiner

Primary Examiner—Philip S Hyder

(74) *Attorney, Agent, or Firm*—Townsend and Townsend and Crew LLP

(57) **CLAIM**

The ornamental design for a folding knife, as shown and described.

DESCRIPTION

FIG. 1 is a perspective view of a folding knife showing our new design;

FIG. 2 is a left side elevational view thereof;

FIG. 3 is a right side elevational view thereof;

FIG. 4 is a top plan view thereof;

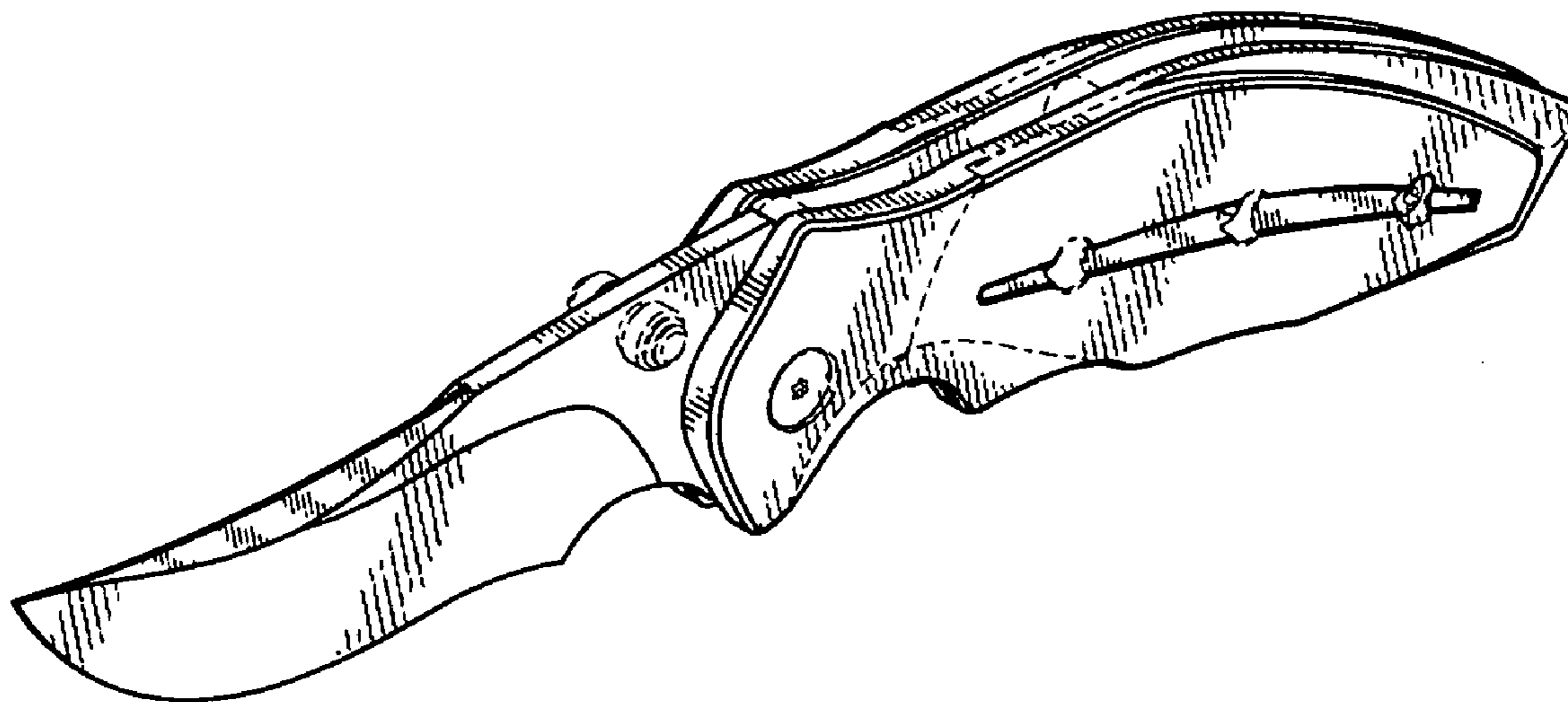
FIG. 5 is a bottom plan view thereof;

FIG. 6 is a front elevational view thereof; and,

FIG. 7 is a rear elevational view, thereof.

The broken lines depict portions of the folding knife that are not claimed.

1 Claim, 4 Drawing Sheets



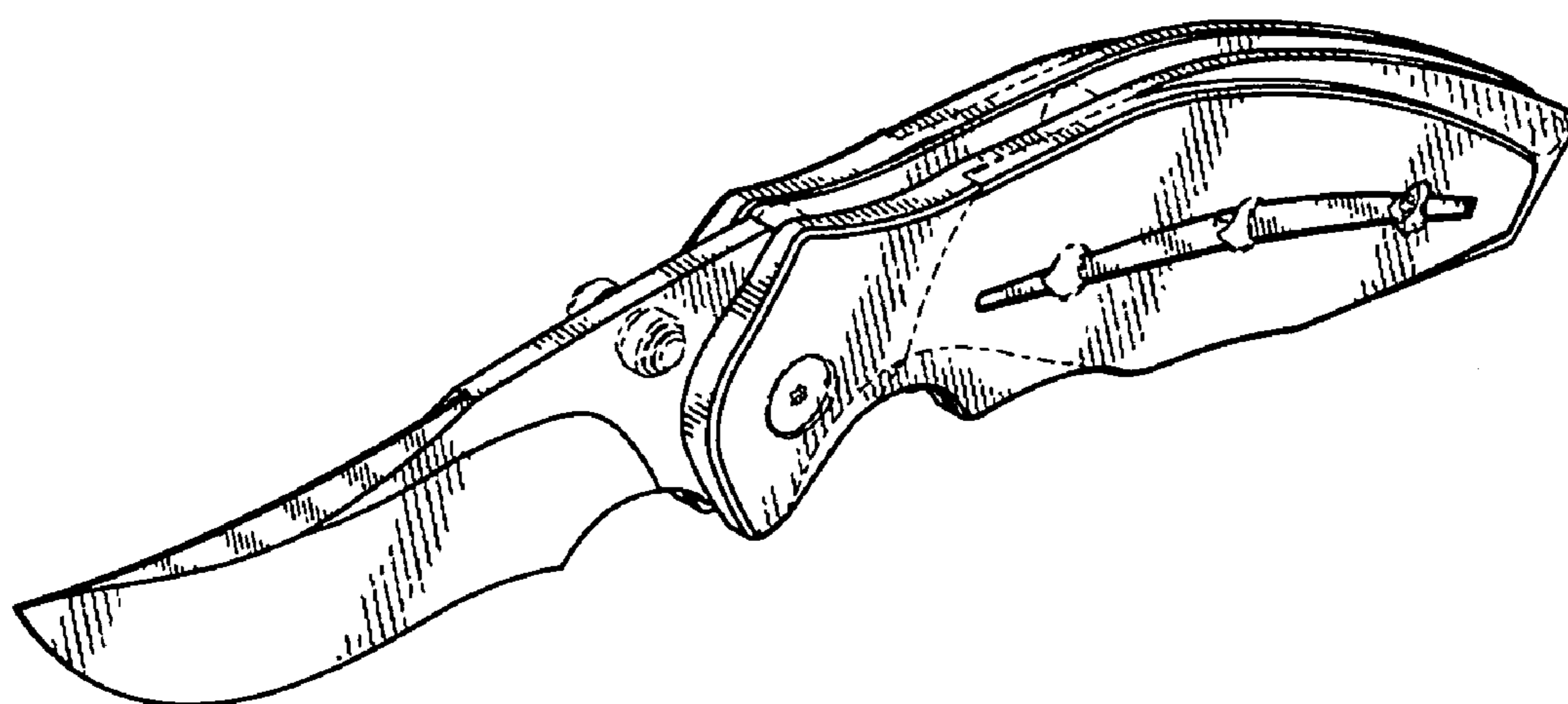


FIG. 1

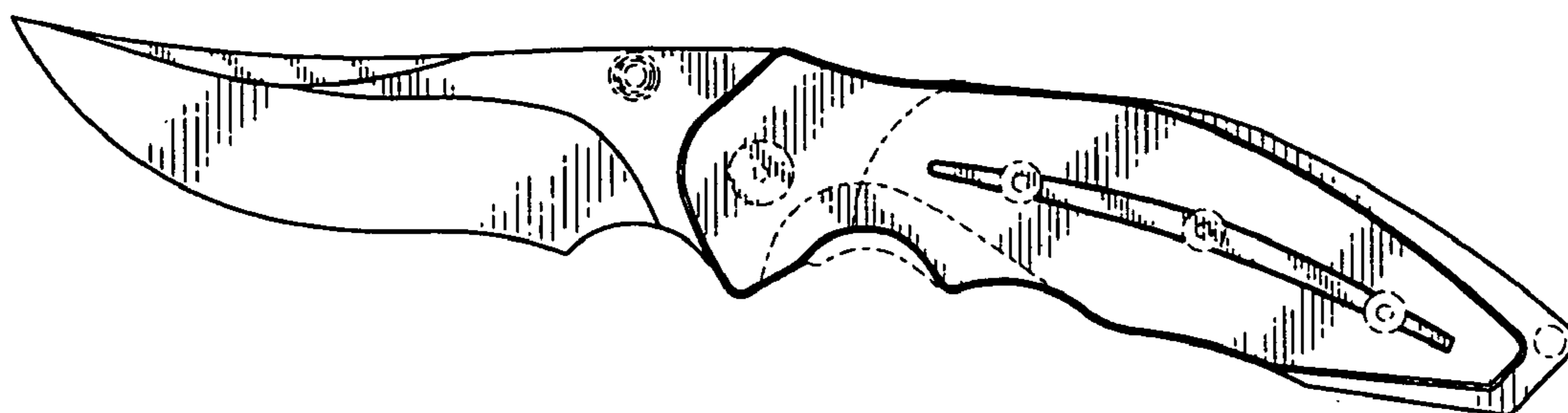


FIG. 2

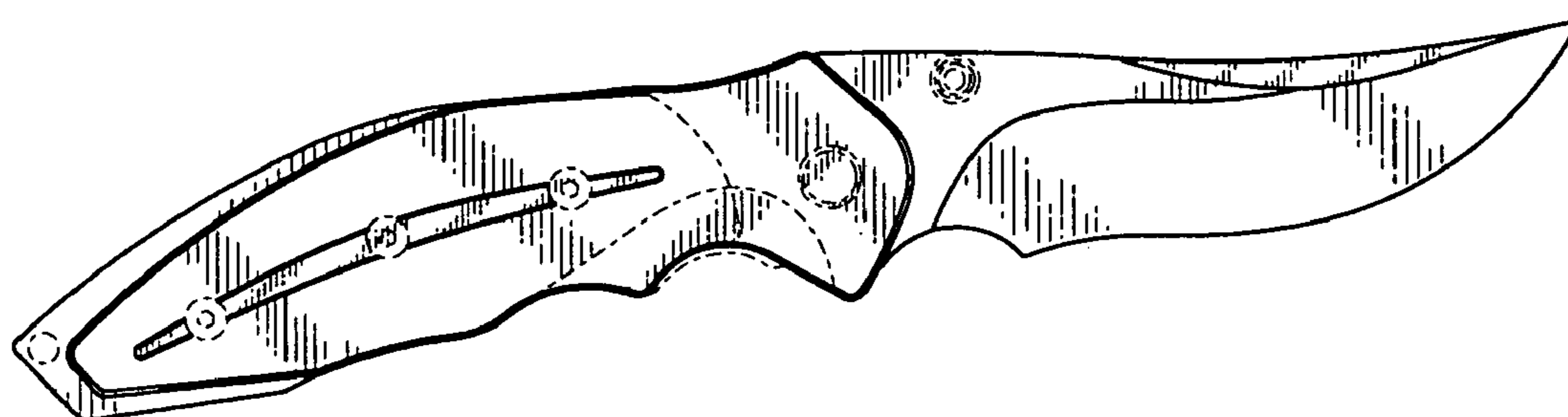


FIG. 3

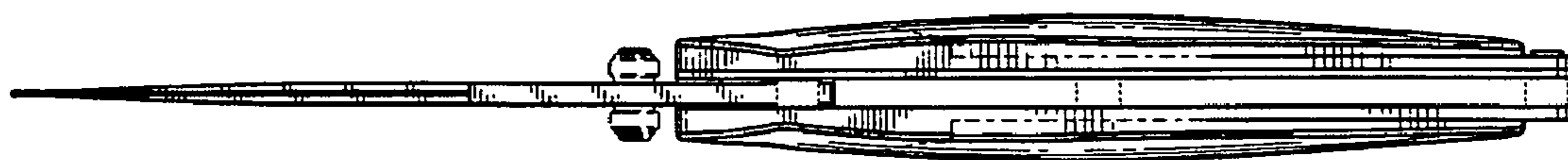


FIG. 4

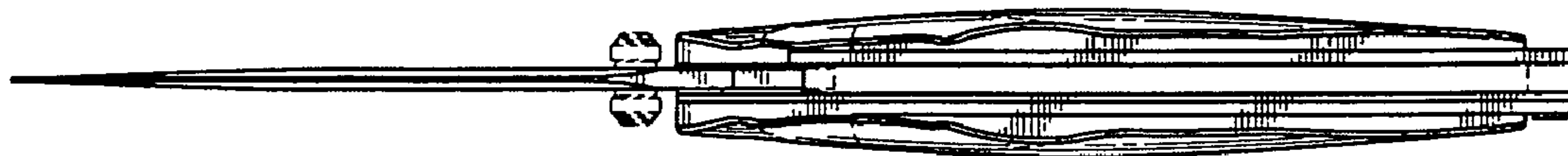


FIG. 5

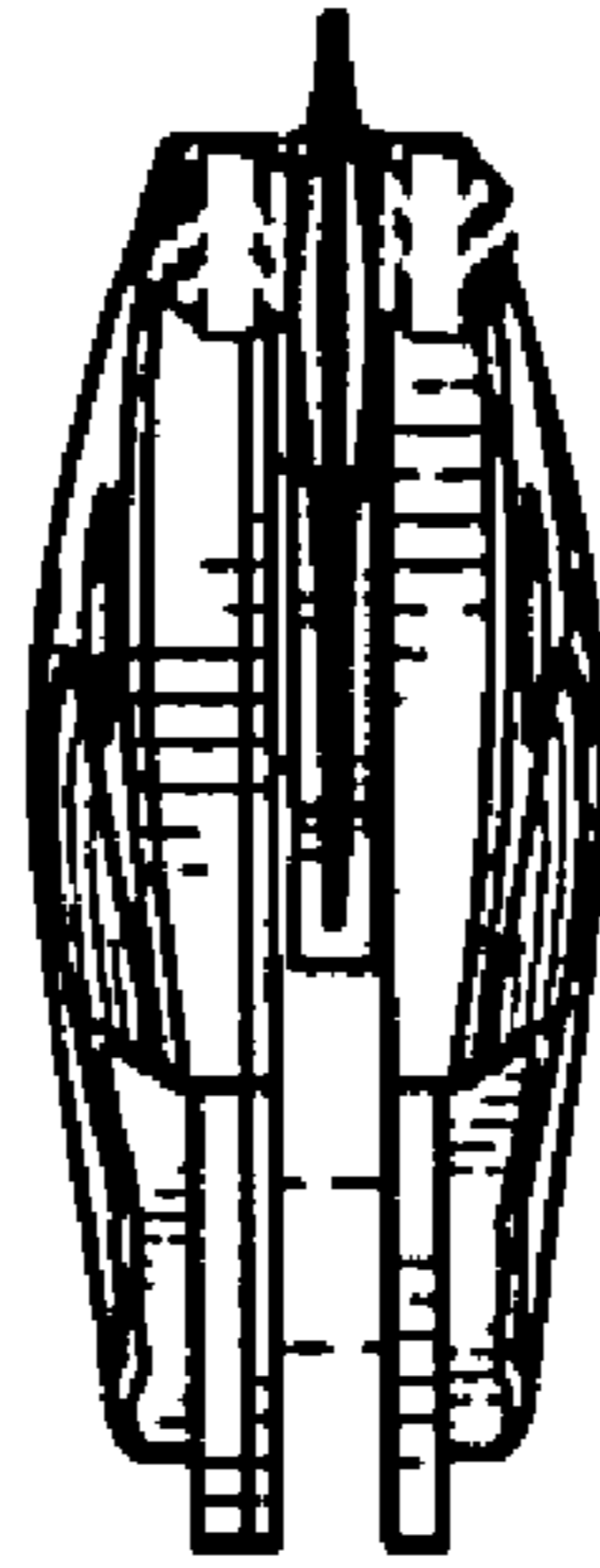


FIG. 6

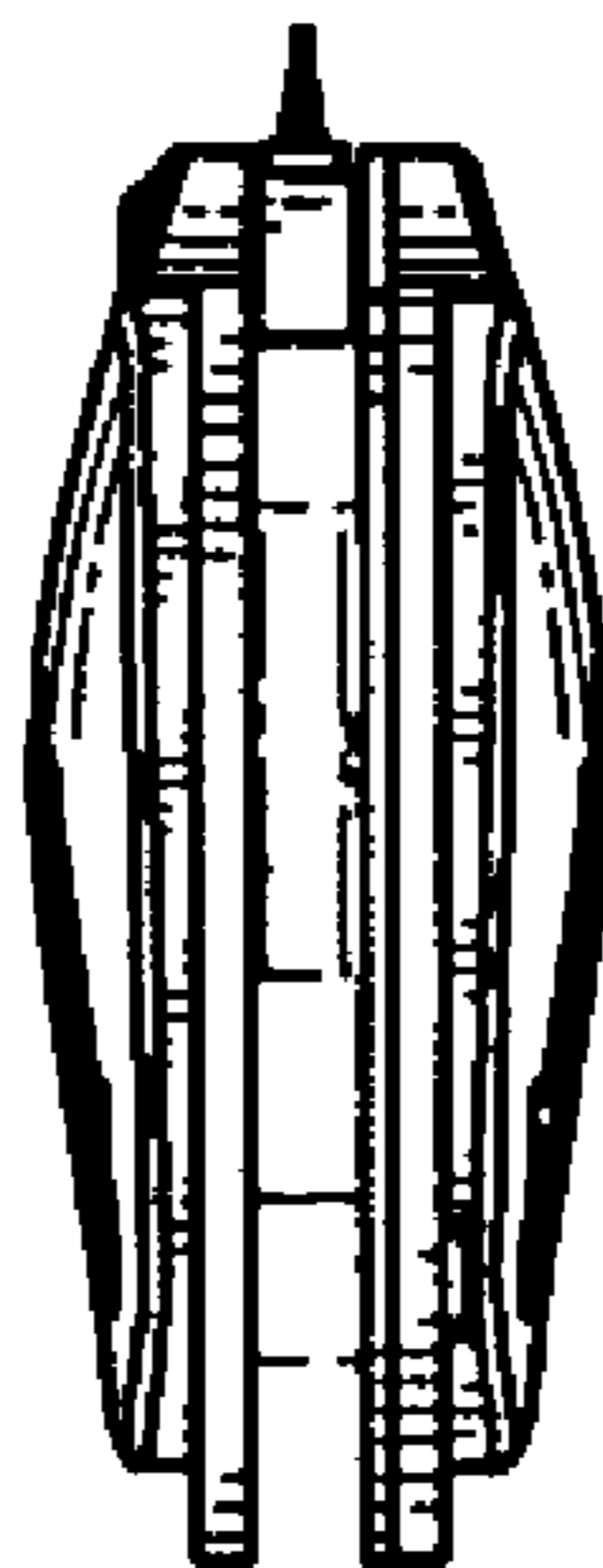


FIG. 7