



US00D600987S

(12) **United States Design Patent**
Yu et al.

(10) **Patent No.:** **US D600,987 S**
(45) **Date of Patent:** **** Sep. 29, 2009**

(54) **STAPLER**

(75) Inventors: **Fei Yu**, Ningbo (CN); **Jie Ge**, Ningbo (CN)

(73) Assignee: **Beifa Group Co., Ltd.**, Ningbo (CN)

(**) Term: **14 Years**

(21) Appl. No.: **29/328,074**

(22) Filed: **Nov. 18, 2008**

(30) **Foreign Application Priority Data**

May 26, 2008 (CN) 2008 3 0126789

(51) **LOC (9) Cl.** **19-02**

(52) **U.S. Cl.** **D8/50**

(58) **Field of Classification Search** D8/49,
D8/50, 61, 68, 69; D19/72, 73, 65, 69; D21/532;
D24/145; 7/158, 160; 227/4, 5, 6, 7, 8, 120,
227/127, 128, 131, 132, 134, 144, 156, 175.1;
606/139, 143, 153, 219

See application file for complete search history.

(56) **References Cited**

U.S. PATENT DOCUMENTS

D302,377 S	7/1989	Ancona	
D333,957 S	3/1993	Chan	
D350,677 S	9/1994	Khan	
D350,679 S	9/1994	Khan	
D420,266 S *	2/2000	Berry et al.	D8/50
D465,139 S *	11/2002	Robillard	D8/50
D478,485 S *	8/2003	Huang	D8/50
D478,486 S	8/2003	Scola et al.	
D478,798 S	8/2003	Huang	
D514,905 S	2/2006	Bhavnani	
D517,883 S *	3/2006	Tsai	D8/50
D530,999 S *	10/2006	Kent et al.	D8/50
D531,471 S *	11/2006	Kent et al.	D8/50
D534,776 S	1/2007	Hong	
D544,769 S	6/2007	Bhavnani	
D554,456 S *	11/2007	Chang	D8/50

D573,856 S *	7/2008	Nakamura et al.	D8/50
D574,681 S	8/2008	Nakamura	
D579,293 S	10/2008	Irago	
D582,232 S *	12/2008	Nakamura et al.	D8/50

OTHER PUBLICATIONS

Yu, F., and J. Ge, "Stapler," U.S. Appl. No. 29/328,068, filed Nov. 18, 2008.

Yu, F., and J. Ge, "Stapler," U.S. Appl. No. 29/328,070, filed Nov. 18, 2008.

Yu, F., and J. Ge, "Stapler," U.S. Appl. No. 29/328,072, filed Nov. 18, 2008.

* cited by examiner

Primary Examiner—Cathron C Brooks

Assistant Examiner—Austin Murphy

(74) *Attorney, Agent, or Firm*—Christensen O'Connor Johnson Kindness PLLC

(57) **CLAIM**

The ornamental design for a stapler, as shown and described.

DESCRIPTION

FIG. 1 is an upper front right perspective view of a stapler showing our new design;

FIG. 2 is a bottom plan view thereof;

FIG. 3 is a right side elevation view of the stapler shown in FIG. 1, with a left side elevation view being a mirror image thereof;

FIG. 4 is a top plan view thereof;

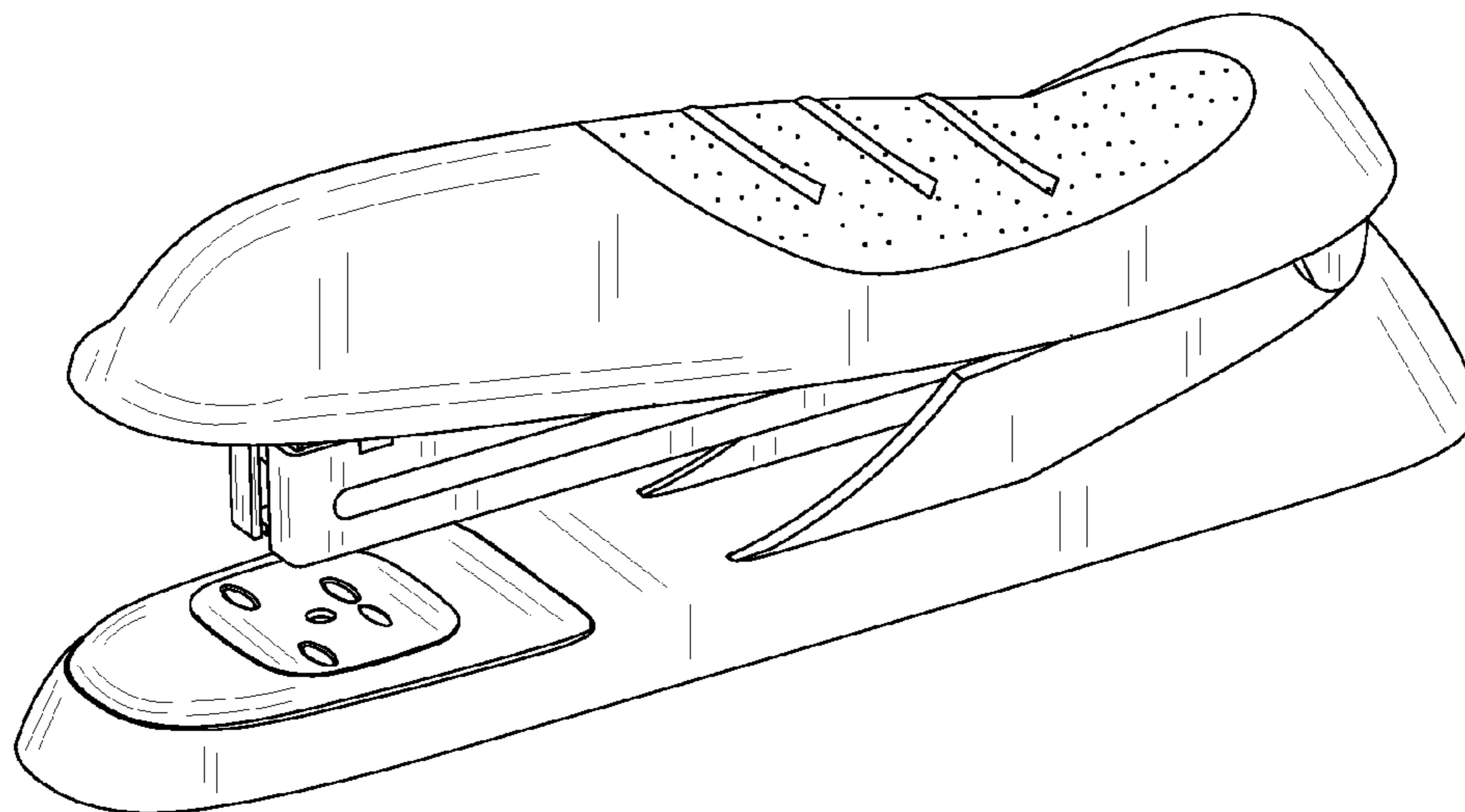
FIG. 5 is a front elevation view thereof; and,

FIG. 6 is a rear elevation view thereof.

The stippled shading shown on a portion of the stapler in FIGS. 1, 3, 4, and 6 represents a surface texture.

The features shown in broken lines in FIG. 5 illustrate environmental subject matter and form no part of the claimed design.

1 Claim, 3 Drawing Sheets



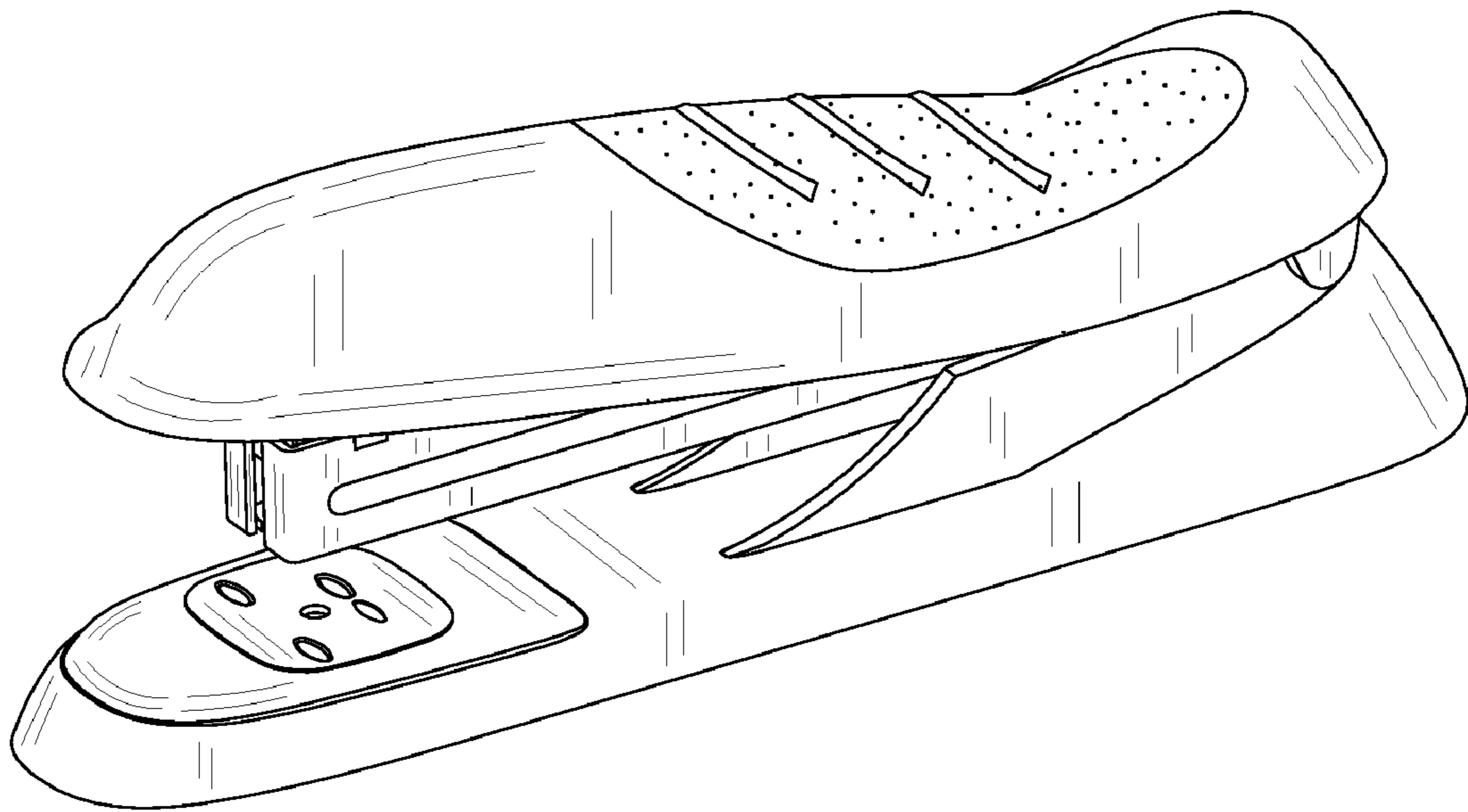


Fig. 1.

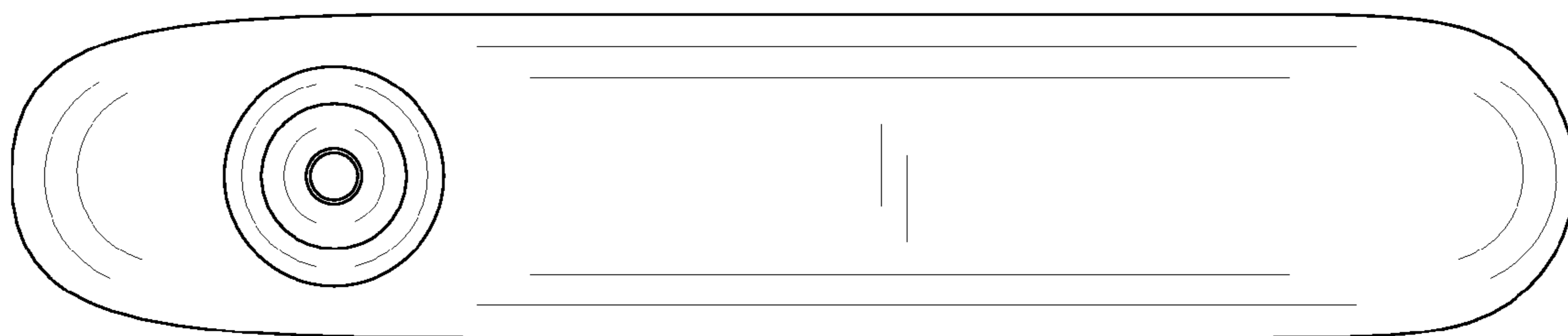


Fig. 2.

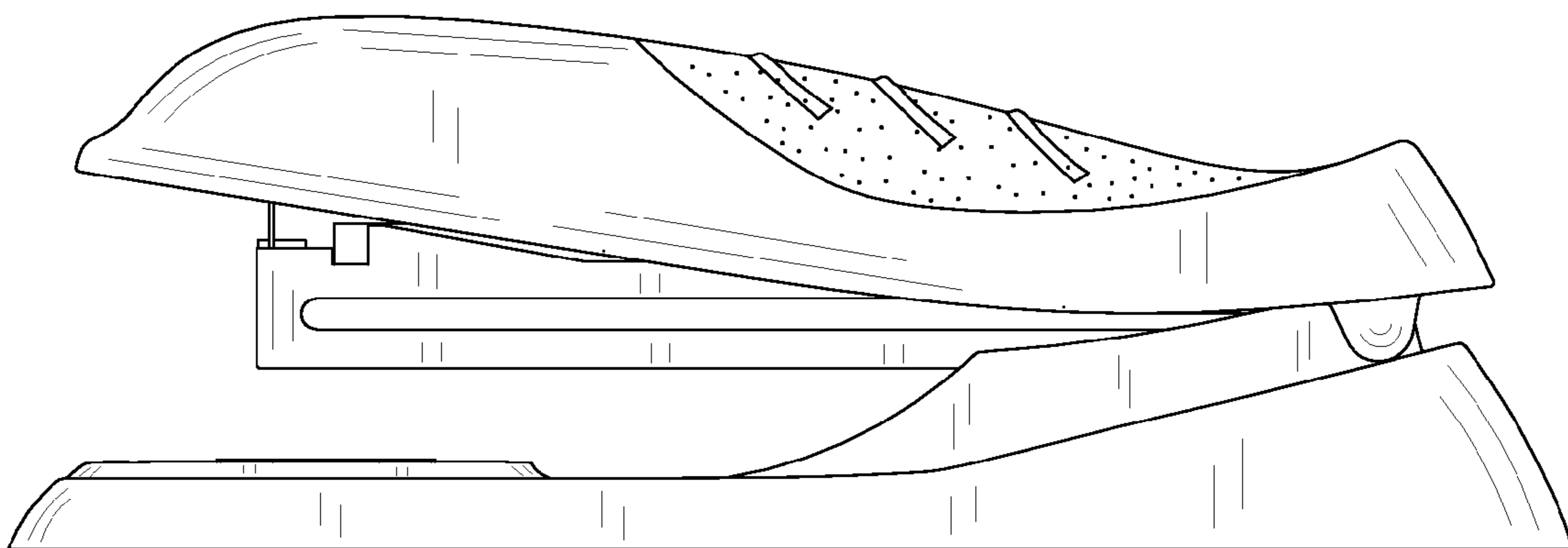


Fig. 3.

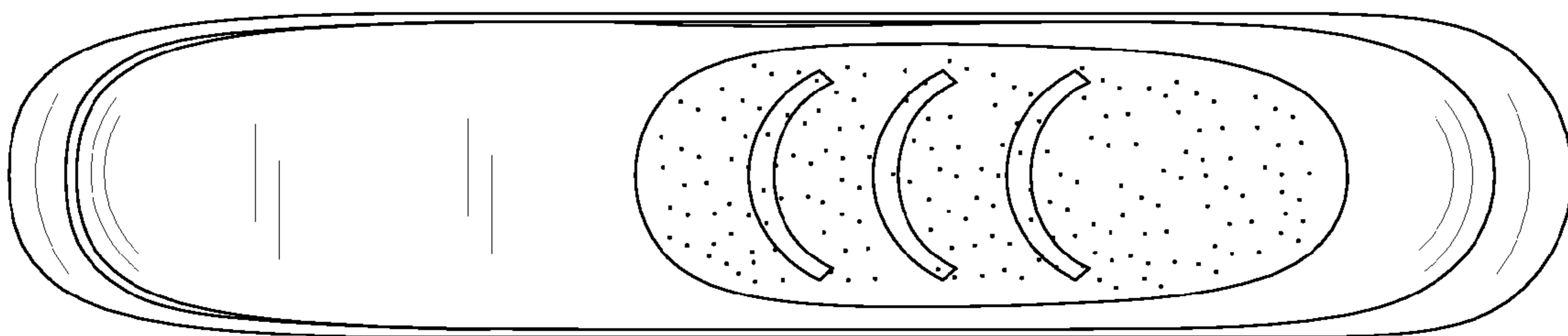


Fig. 4.

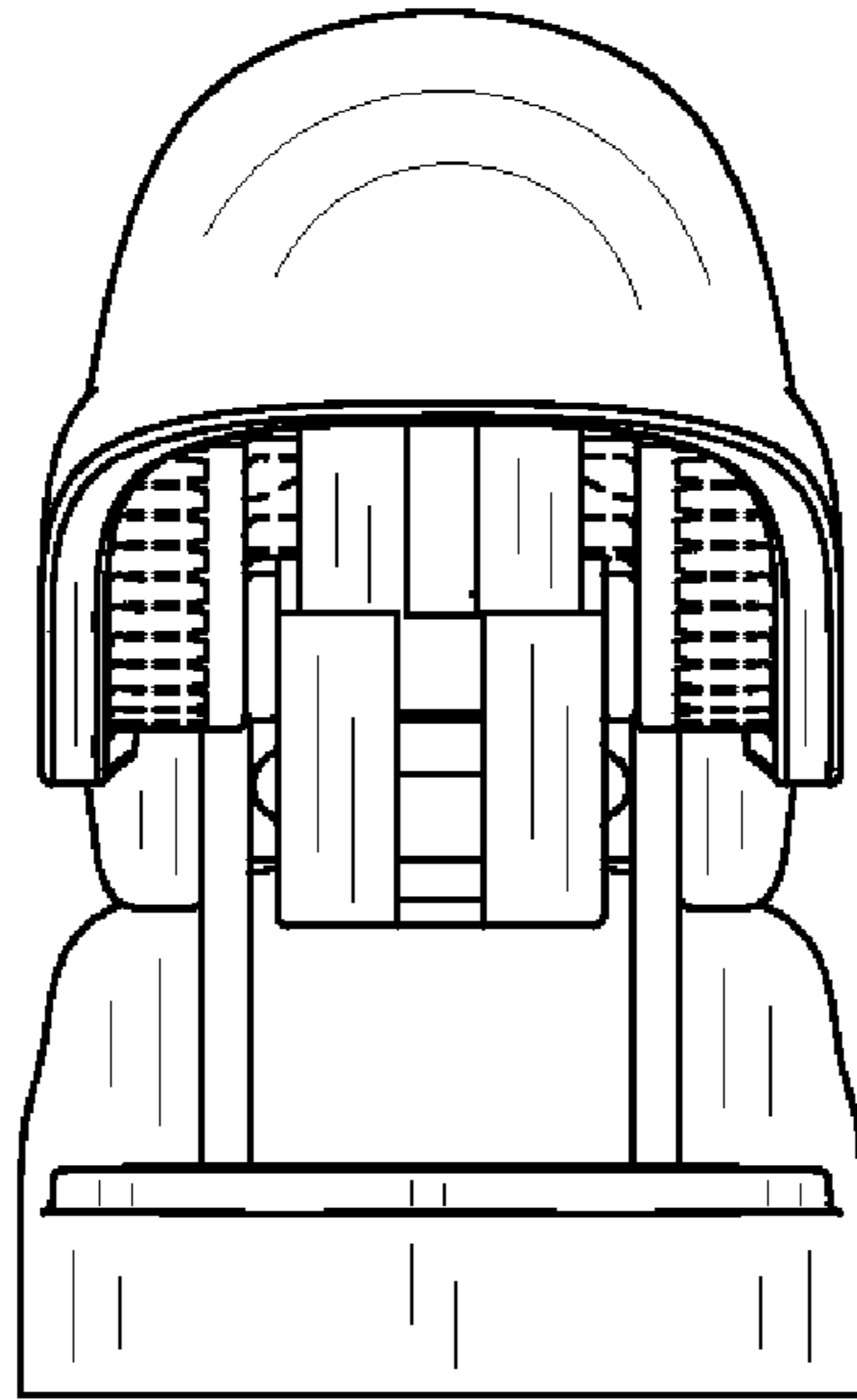


Fig. 5.

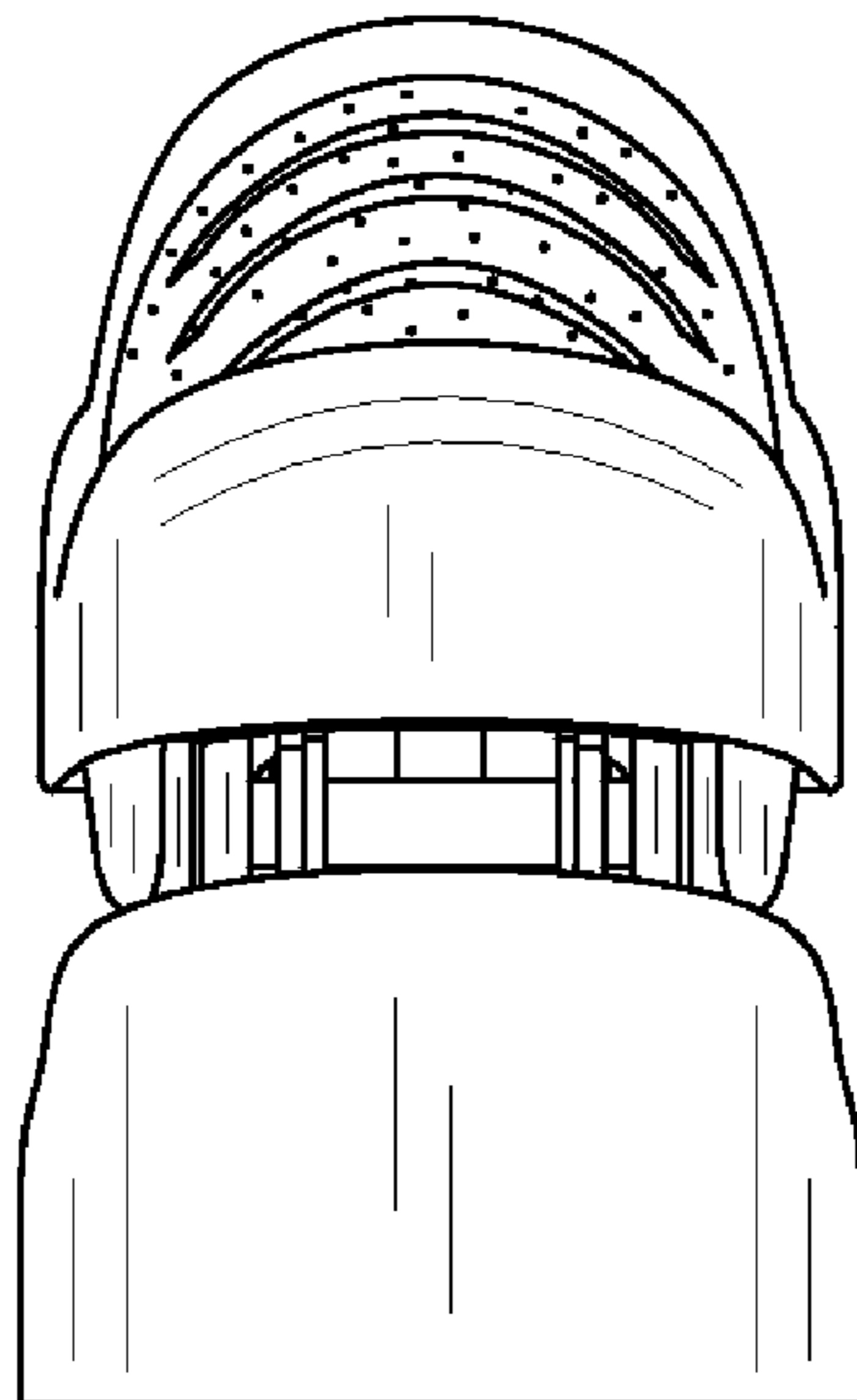


Fig. 6.