



US00D600986S

(12) **United States Design Patent**
Betsalel et al.

(10) **Patent No.:** **US D600,986 S**

(45) **Date of Patent:** **** Sep. 29, 2009**

(54) **STAPLER**

(75) Inventors: **Sheldon Betsalel**, Morristown, NJ (US);
Steven J. Mandel, New York, NY (US);
John Joseph Pelosi, II, Torrington, CT
(US); **John Laverack**, Southbury, CT
(US)

(73) Assignee: **Arrow Fastener Co., Inc.**, Saddle
Brook, NJ (US)

(**) Term: **14 Years**

(21) Appl. No.: **29/337,039**

(22) Filed: **May 14, 2009**

(51) **LOC (9) Cl.** **19-02**

(52) **U.S. Cl.** **D8/49**

(58) **Field of Classification Search** D8/49,
D8/50, 61, 68, 69; D19/72, 73, 65, 69; D21/532;
D24/145; 7/158, 160; 227/4, 5, 6, 7, 8, 120,
227/127, 128, 131, 132, 134, 144, 156, 175.1;
606/139, 143, 153, 219

See application file for complete search history.

(56) **References Cited**

U.S. PATENT DOCUMENTS

D319,762 S *	9/1991	Chi	D8/49
5,165,587 A *	11/1992	Marks	227/132
D360,119 S *	7/1995	Fealey	D8/49
D411,422 S *	6/1999	Juhlin et al.	D8/49
D415,668 S *	10/1999	Elie	D8/49
D454,289 S *	3/2002	Huang	D8/49

D466,773 S *	12/2002	Lin	D8/49
D517,385 S *	3/2006	Arns	D8/49
D518,695 S *	4/2006	Hu	D8/49
D531,469 S *	11/2006	Osberg et al.	D6/49
D534,402 S *	1/2007	Murray	D8/49
D553,459 S *	10/2007	Shor	D8/49
D553,460 S *	10/2007	Shor	D8/49
D568,129 S *	5/2008	Arns	D8/49
D568,130 S *	5/2008	Arns	D8/49

* cited by examiner

Primary Examiner—Cathron C Brooks

Assistant Examiner—Austin Murphy

(74) *Attorney, Agent, or Firm*—Nirav D. Parikh; Edgar A. Zarins

(57) **CLAIM**

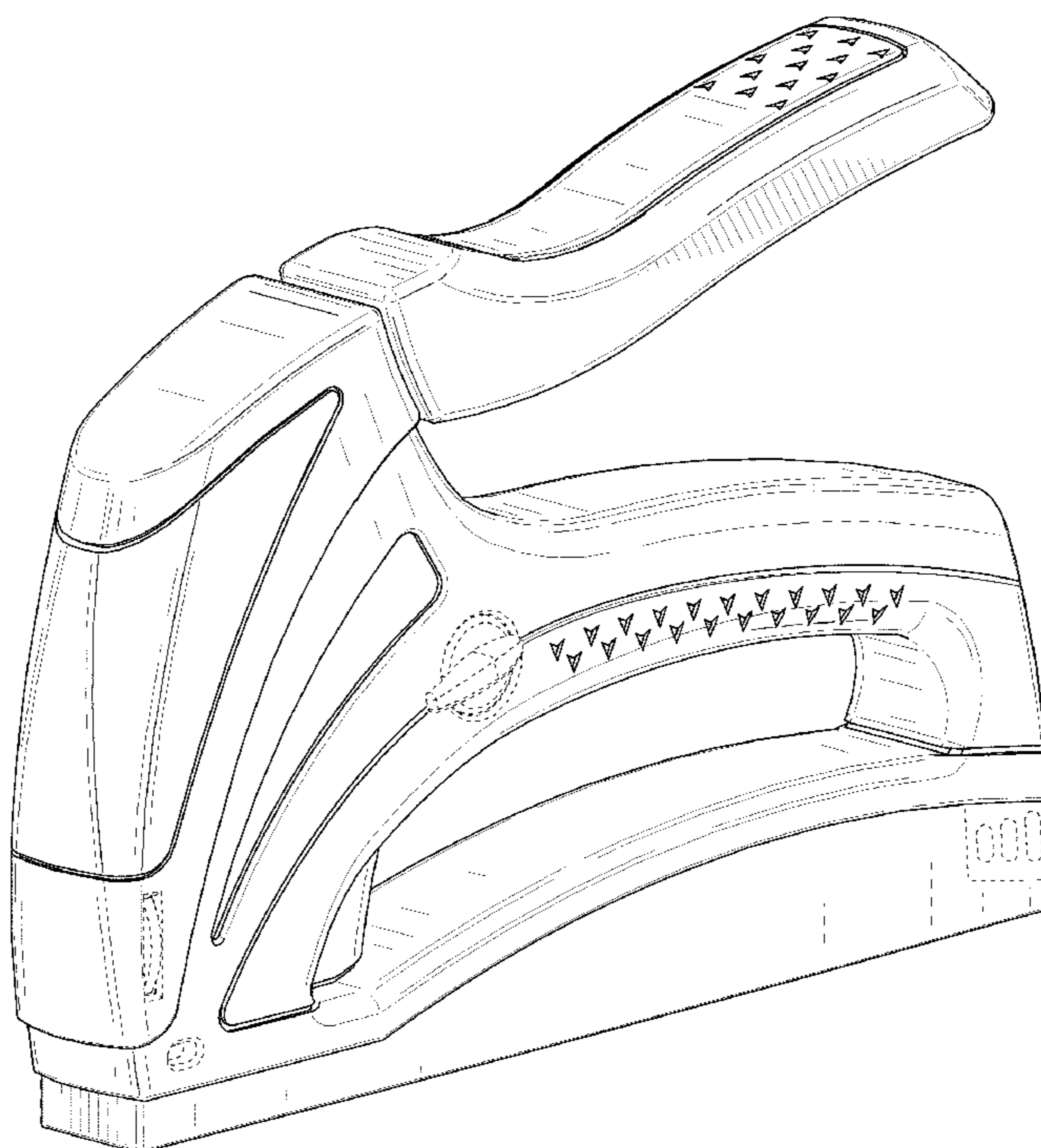
The ornamental design for a stapler, as shown and described.

DESCRIPTION

FIG. 1 is a perspective view of a stapler showing our design;
FIG. 2 is a right side elevational view thereof;
FIG. 3 is a left side elevational view thereof;
FIG. 4 is a top plan view thereof;
FIG. 5 is a bottom plan view thereof;
FIG. 6 is a front elevational view thereof; and,
FIG. 7 is a rear elevational view thereof.

The broken lines in the drawings represent unclaimed portions of the stapler and form no part thereof.

1 Claim, 5 Drawing Sheets



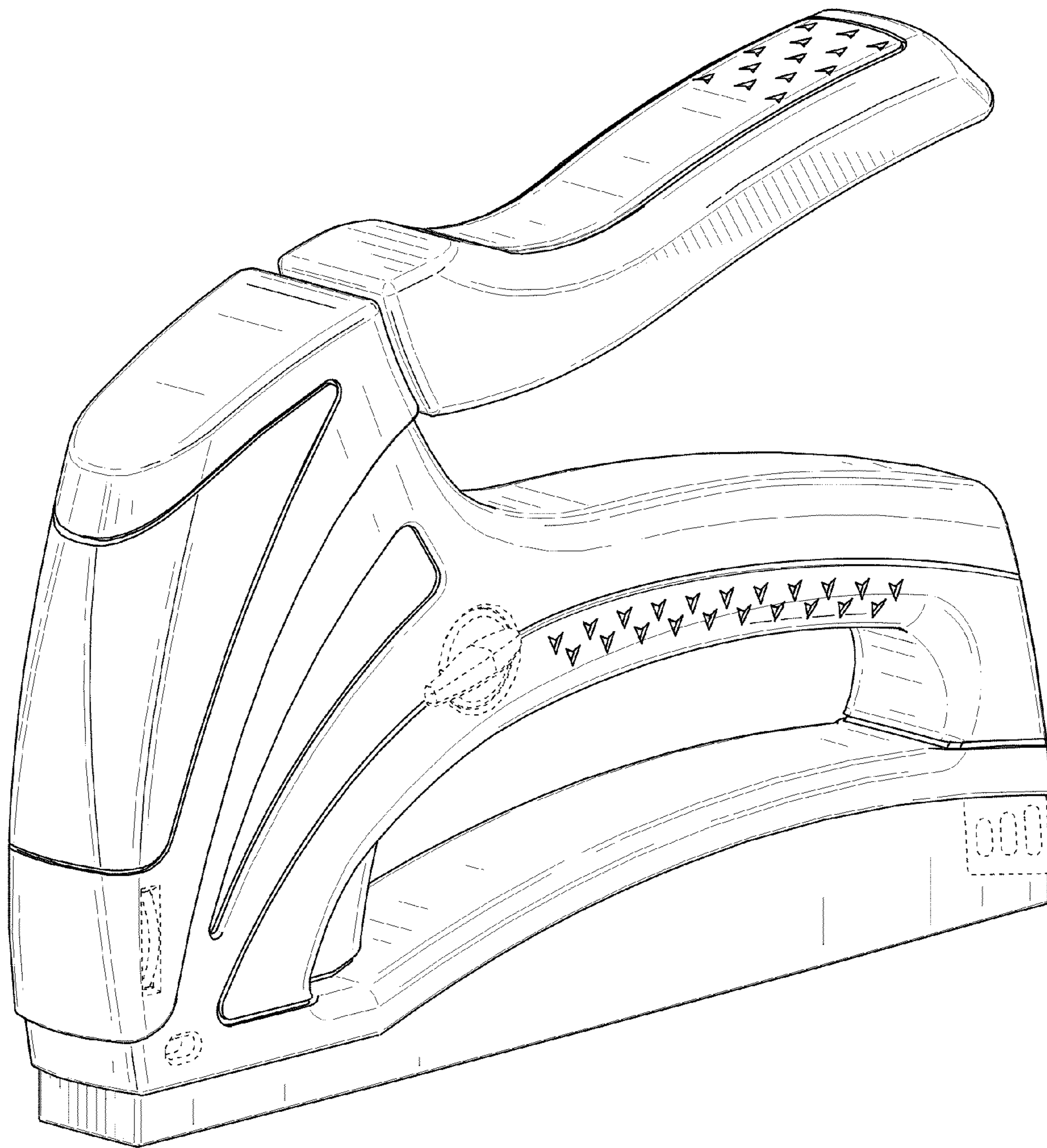


FIG. 1

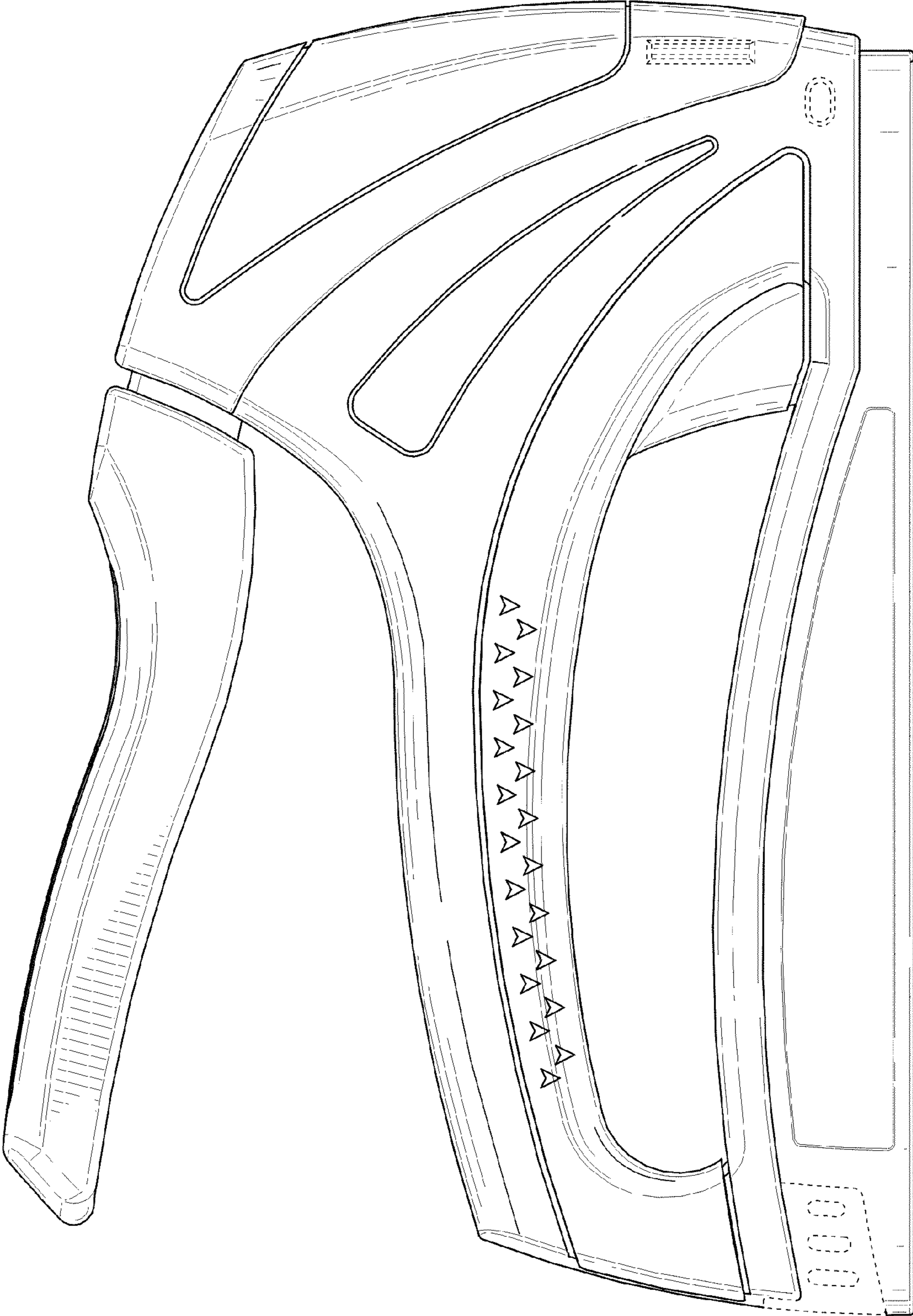


FIG. 2

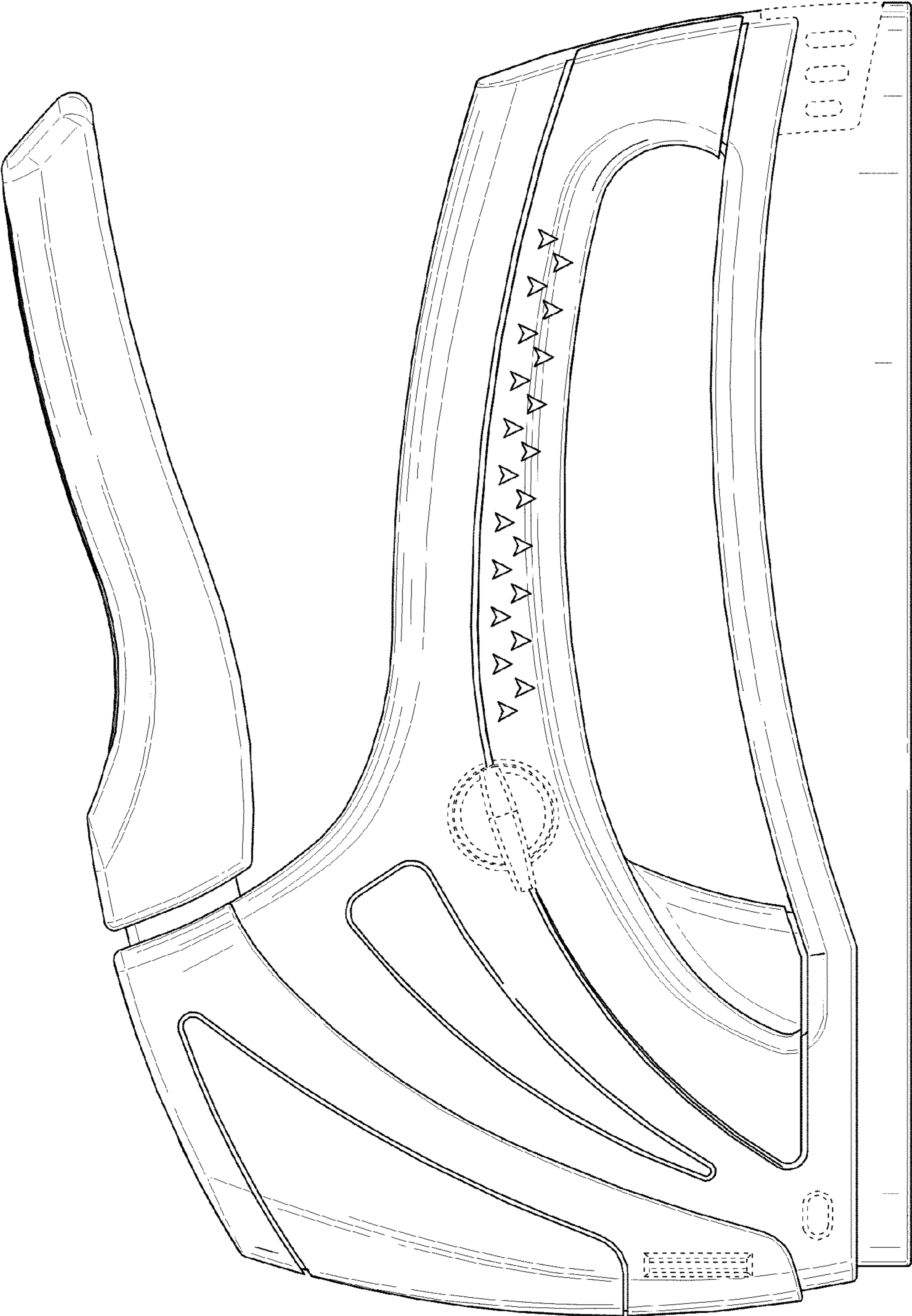


FIG. 3

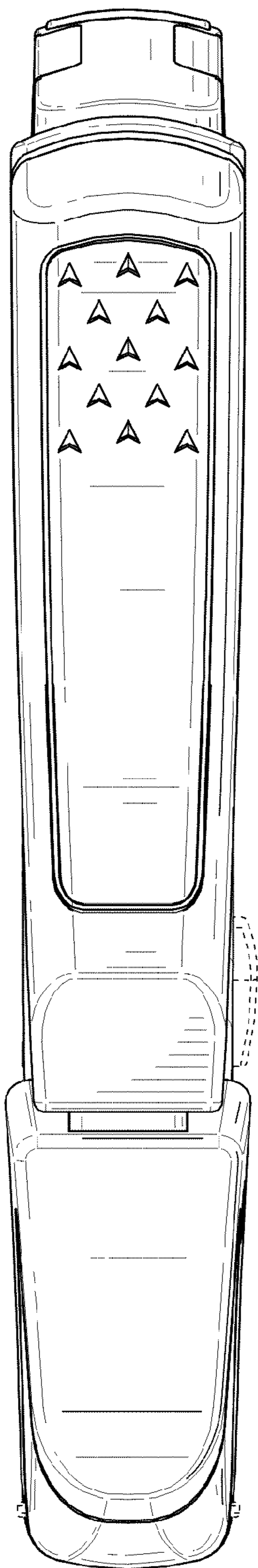


FIG. 4

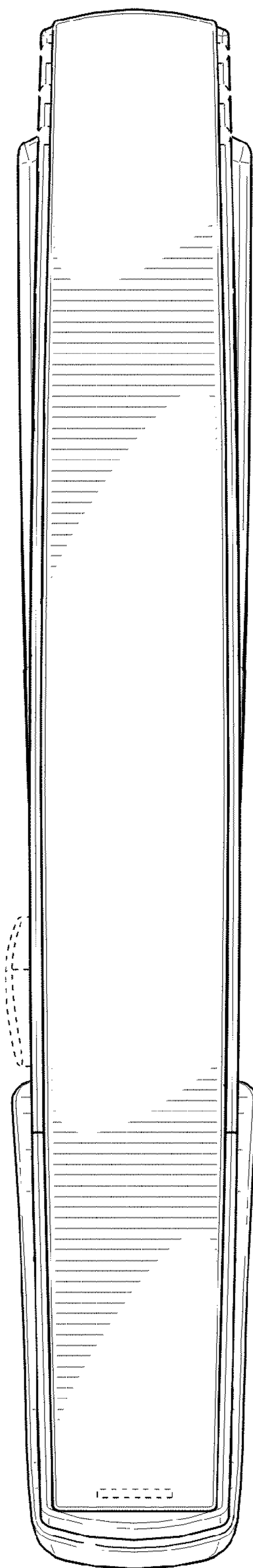


FIG. 5

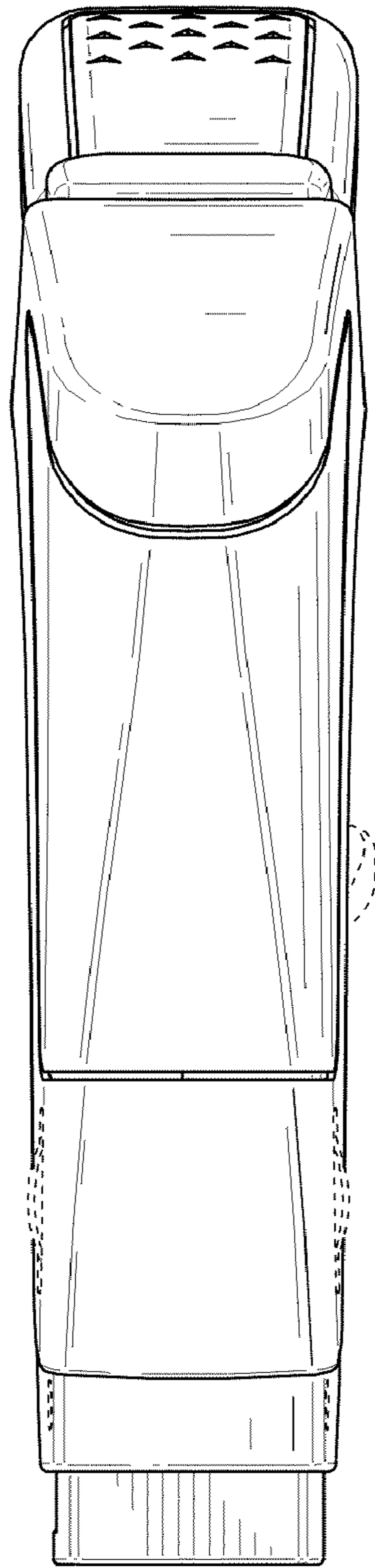


FIG. 6




FIG. 7