



US00D600983S

(12) **United States Design Patent**
Jones

(10) **Patent No.:** **US D600,983 S**

(45) **Date of Patent:** **** Sep. 29, 2009**

(54) **SNOW SHOVEL**

(76) Inventor: **James R. Jones**, 5321 Chestnut Apt. 1,
Philadelphia, PA (US) 19139

(**) Term: **14 Years**

(21) Appl. No.: **29/312,642**

(22) Filed: **Nov. 5, 2008**

(51) **LOC (9) Cl.** **08-01**

(52) **U.S. Cl.** **D8/10**

(58) **Field of Classification Search** D8/10;
294/54.5, 51, 53.5, 55; 37/278

See application file for complete search history.

(56) **References Cited**

U.S. PATENT DOCUMENTS

992,871	A *	5/1911	Harvey	37/241
1,561,651	A *	11/1925	Lavell	37/277
2,315,743	A *	4/1943	Sieg	37/277
2,895,237	A *	7/1959	Abrahams	37/277
4,199,181	A	4/1980	Mason		
4,547,011	A	10/1985	Stewart et al.		
D291,273	S *	8/1987	Vosbikian	D8/10
D334,515	S *	4/1993	Libra et al.	D8/10
6,269,558	B1	8/2001	Alexandera		

7,140,654 B1 * 11/2006 Ghent 294/60
7,216,907 B1 * 5/2007 Mussman et al. 294/49

* cited by examiner

Primary Examiner—Holly H Baynham

Assistant Examiner—Sheryl Lane

(57) **CLAIM**

The ornamental design for a snow shovel, as shown and described.

DESCRIPTION

FIG. 1 is an environmental view of a snow shovel showing my new design;

FIG. 2 is a front elevational view thereof;

FIG. 3 is a rear elevational view thereof;

FIG. 4 is a right side elevational thereof;

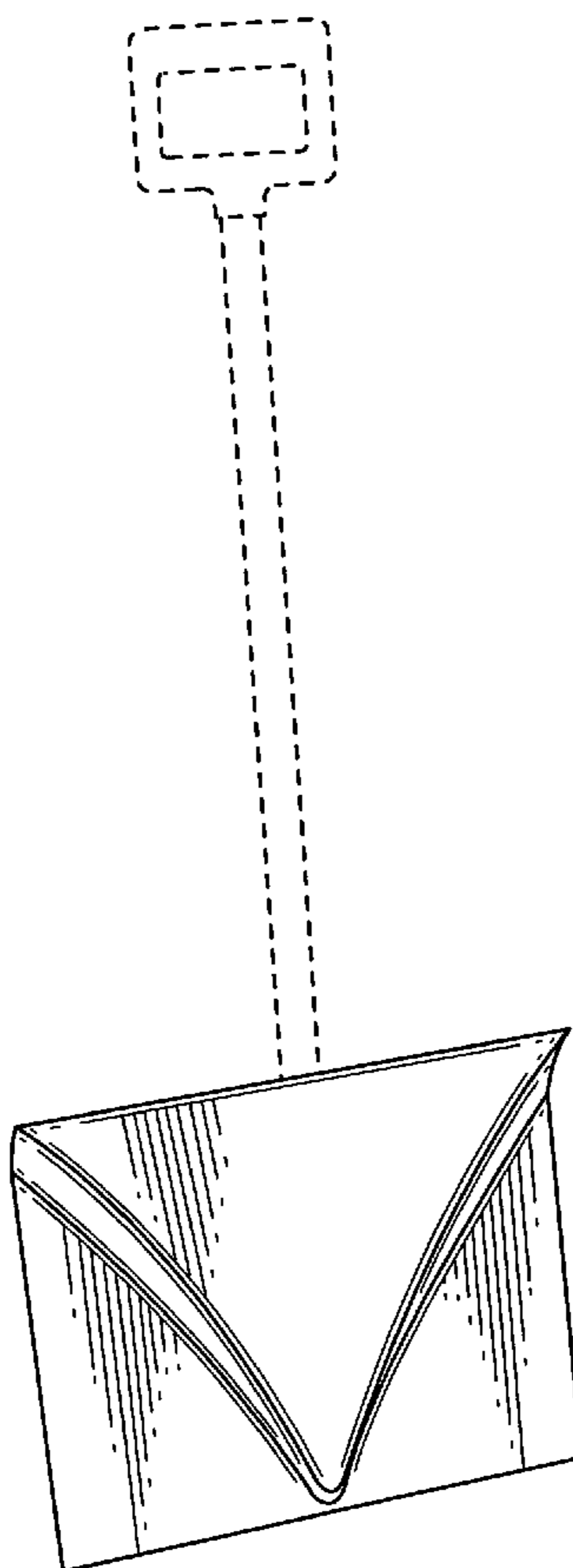
FIG. 5 is a left side elevational view thereof;

FIG. 6 is a top plan view thereof; and,

FIG. 7 is a bottom plan view thereof.

The indicia or broken lines shown on the figures are for illustrative purposes only and are hereby disclaimed as forming no part of Applicant's claimed invention.

1 Claim, 2 Drawing Sheets






Fig. 1

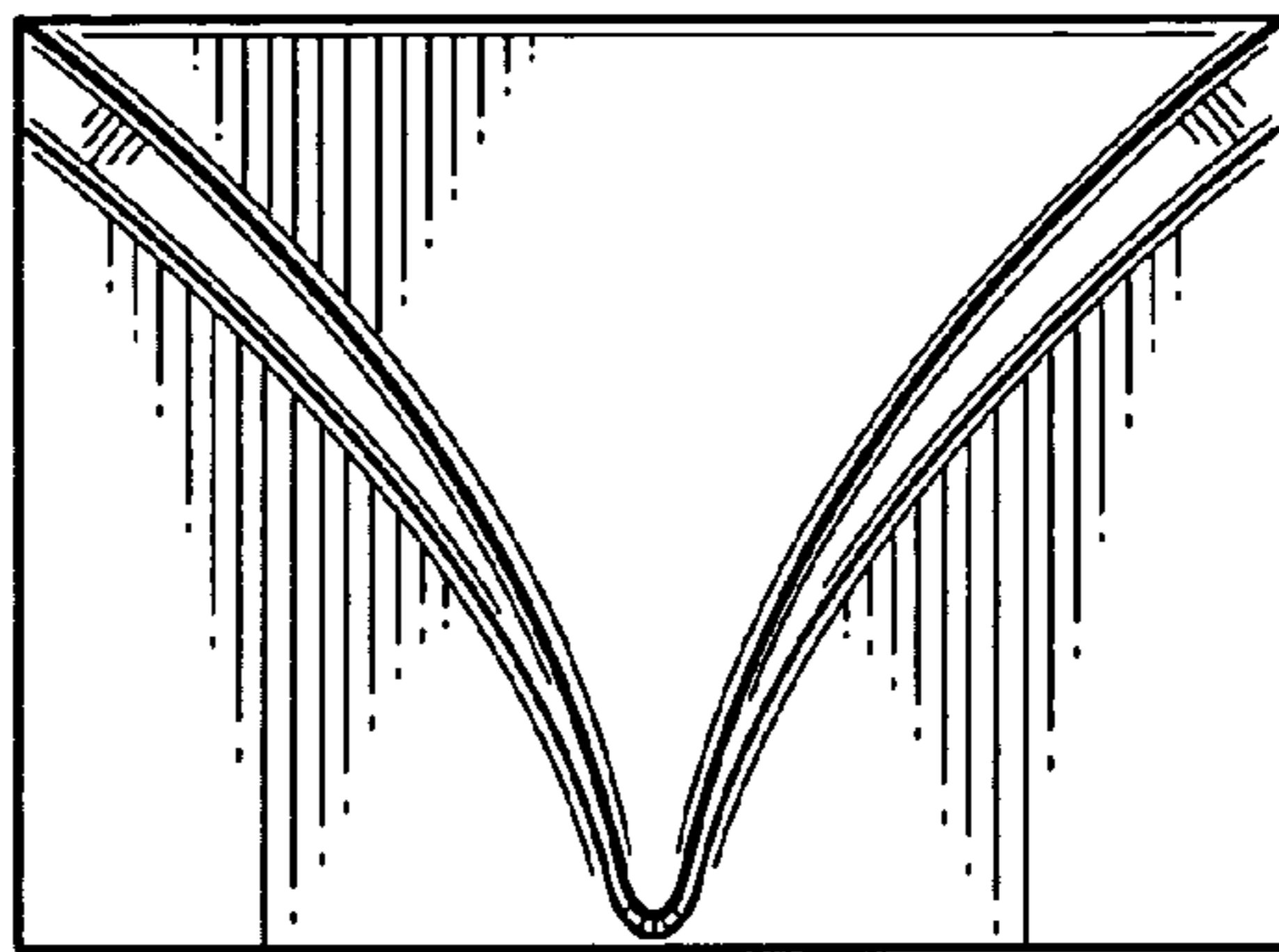


Fig. 2

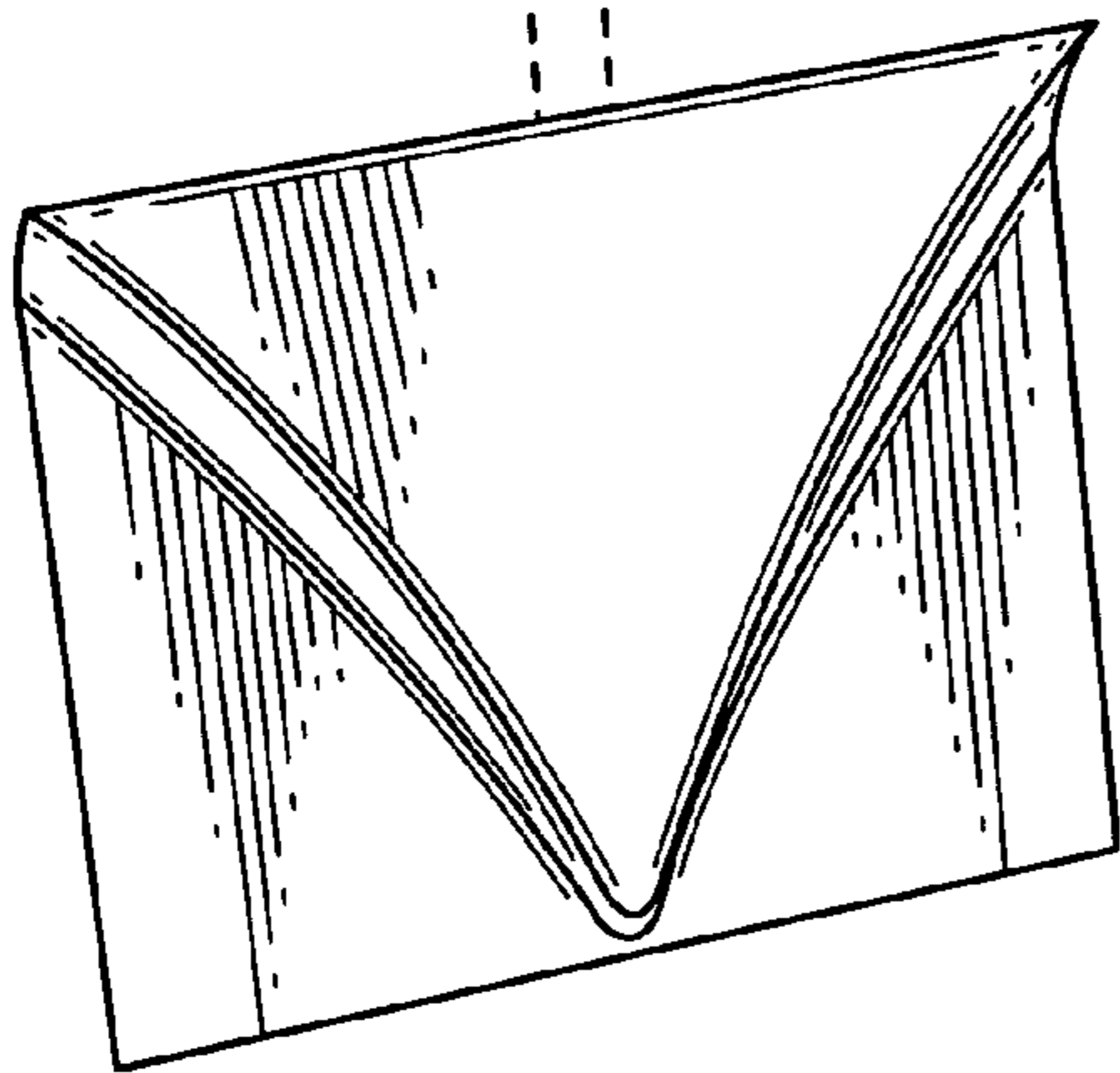


Fig. 3

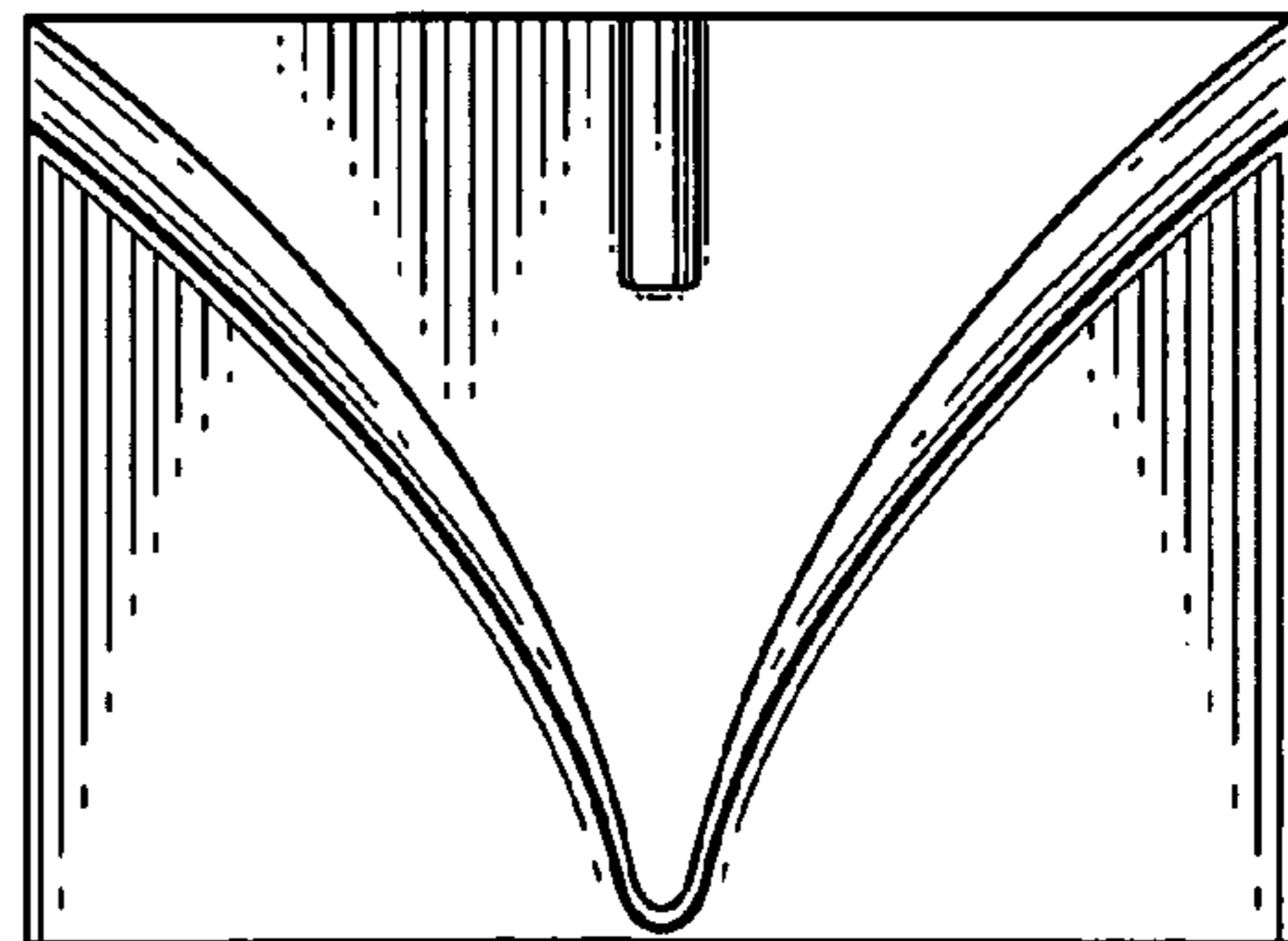




Fig. 4



Fig. 5



Fig. 6



Fig. 7