



US00D600982S

(12) **United States Design Patent**
Sanchez et al.

(10) **Patent No.:** **US D600,982 S**

(45) **Date of Patent:** **** Sep. 29, 2009**

(54) **VEGETABLE PEELING APPARATUS**

(75) Inventors: **Annette Sanchez**, Roseville, CA (US);
Daniel Bizzell, Davidson, NC (US);
Carole Ruffin, Charlotte, NC (US)

(73) Assignee: **Hometiquette Inc.**, Roseville, CA (US)

(**) Term: **14 Years**

(21) Appl. No.: **29/322,962**

(22) Filed: **Aug. 14, 2008**

(51) **LOC (9) Cl.** **07-04**

(52) **U.S. Cl.** **D7/695**

(58) **Field of Classification Search** D7/680-696,
D7/368, 669; 30/113.1, 113.2, 113.3, 283,
30/280, 272, 278, 279 R, 123.3, 123.7, 279.6;
99/541-545, 584, 588

See application file for complete search history.

(56) **References Cited**

U.S. PATENT DOCUMENTS

265,748 A	10/1882	Brock	
918,893 A	4/1909	Nielsen	
2,778,109 A *	1/1957	Haynes	30/324
2,810,957 A *	10/1957	Nelson	30/324
2,912,755 A	11/1959	Twyman	
4,369,574 A	1/1983	Hsien-Sen	
D277,923 S *	3/1985	Kafka	D7/379
D332,034 S	12/1992	Viemister	
5,251,377 A	10/1993	Ho	

5,471,746 A	12/1995	Agrimis	
D373,506 S	9/1996	Viemeister	
D390,428 S	2/1998	Chen	
D446,428 S	8/2001	Stewart et al.	
D451,772 S	12/2001	Tseng	
D461,691 S	8/2002	Huang et al.	
6,671,964 B2 *	1/2004	Ruiz	30/123.6
D488,683 S	4/2004	Overthun et al.	
6,834,579 B2	12/2004	Kuan	
D509,712 S	9/2005	Lee	
D573,854 S	7/2008	Dunne et al.	

* cited by examiner

Primary Examiner—Terry A Wallace

(74) *Attorney, Agent, or Firm*—Law Offices of David M. Lang; David M. Lang

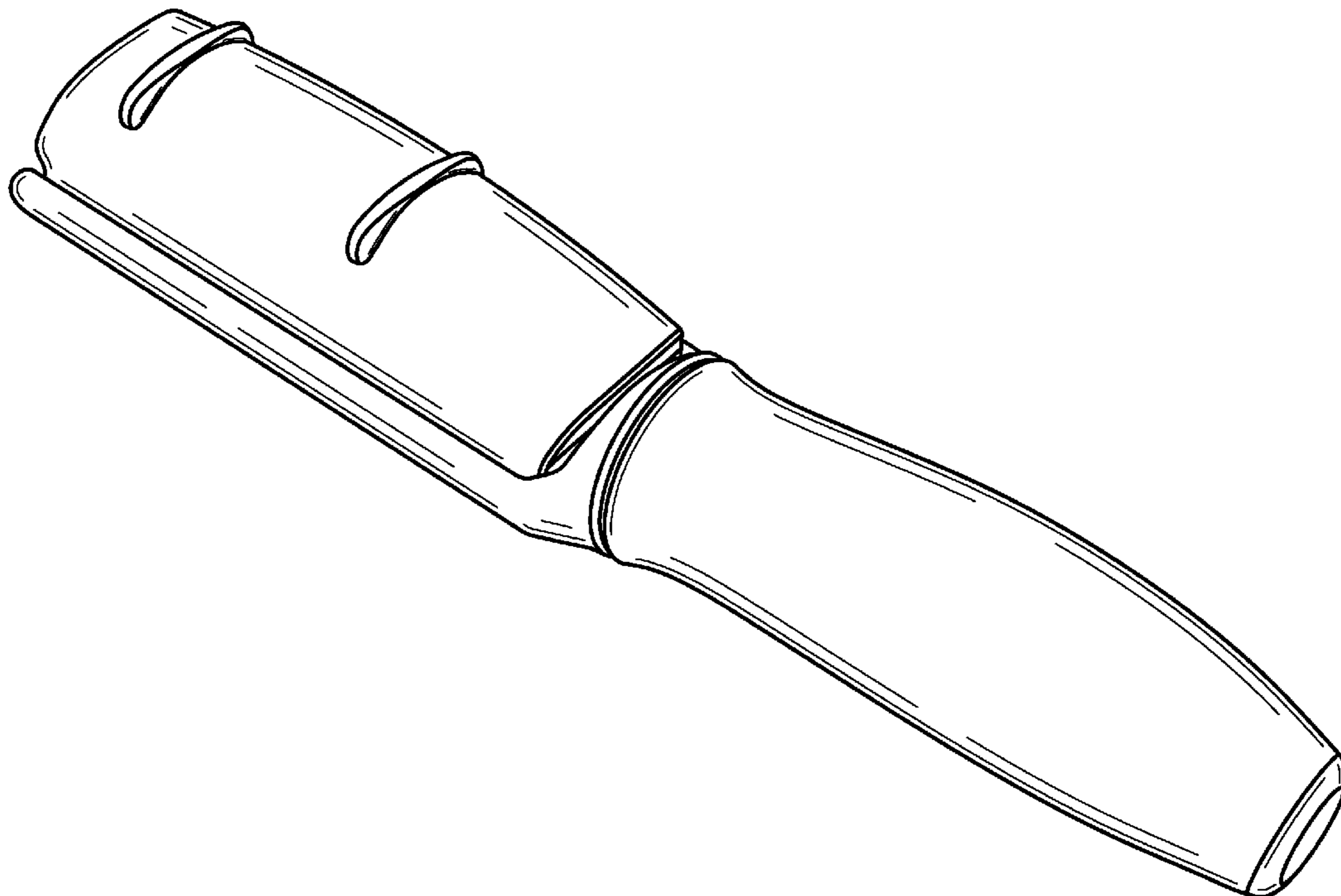
(57) **CLAIM**

The ornamental design for the vegetable peeling apparatus, as shown.

DESCRIPTION

FIG. 1 is a side perspective view of the apparatus.
FIG. 2 is a side perspective view of the apparatus.
FIG. 3 is a front view of the apparatus.
FIG. 4 is a side elevation view of the apparatus.
FIG. 5 is a back perspective view of the apparatus; and,
FIG. 6 is a top view of the apparatus.

1 Claim, 4 Drawing Sheets



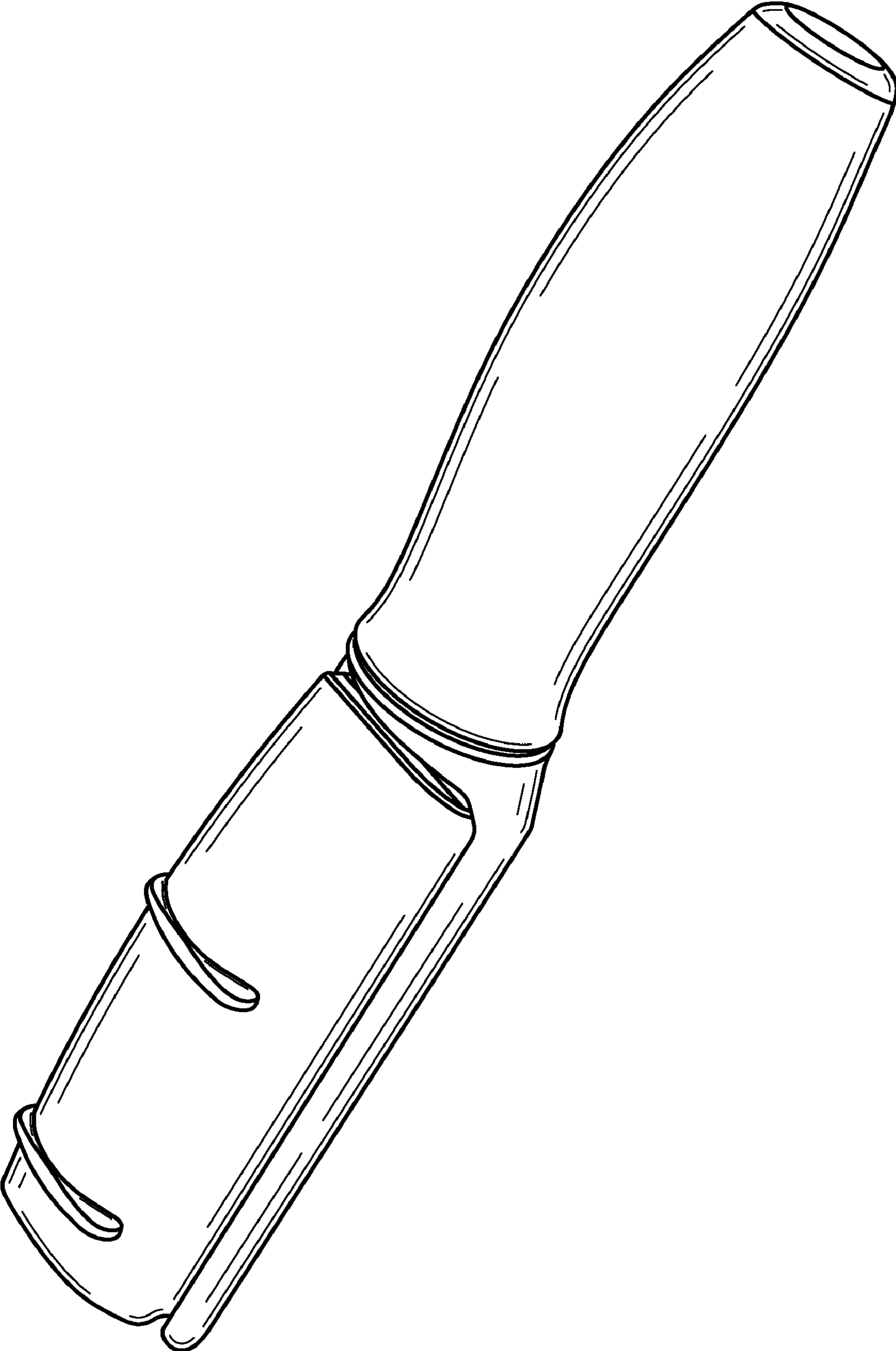


FIG. 1

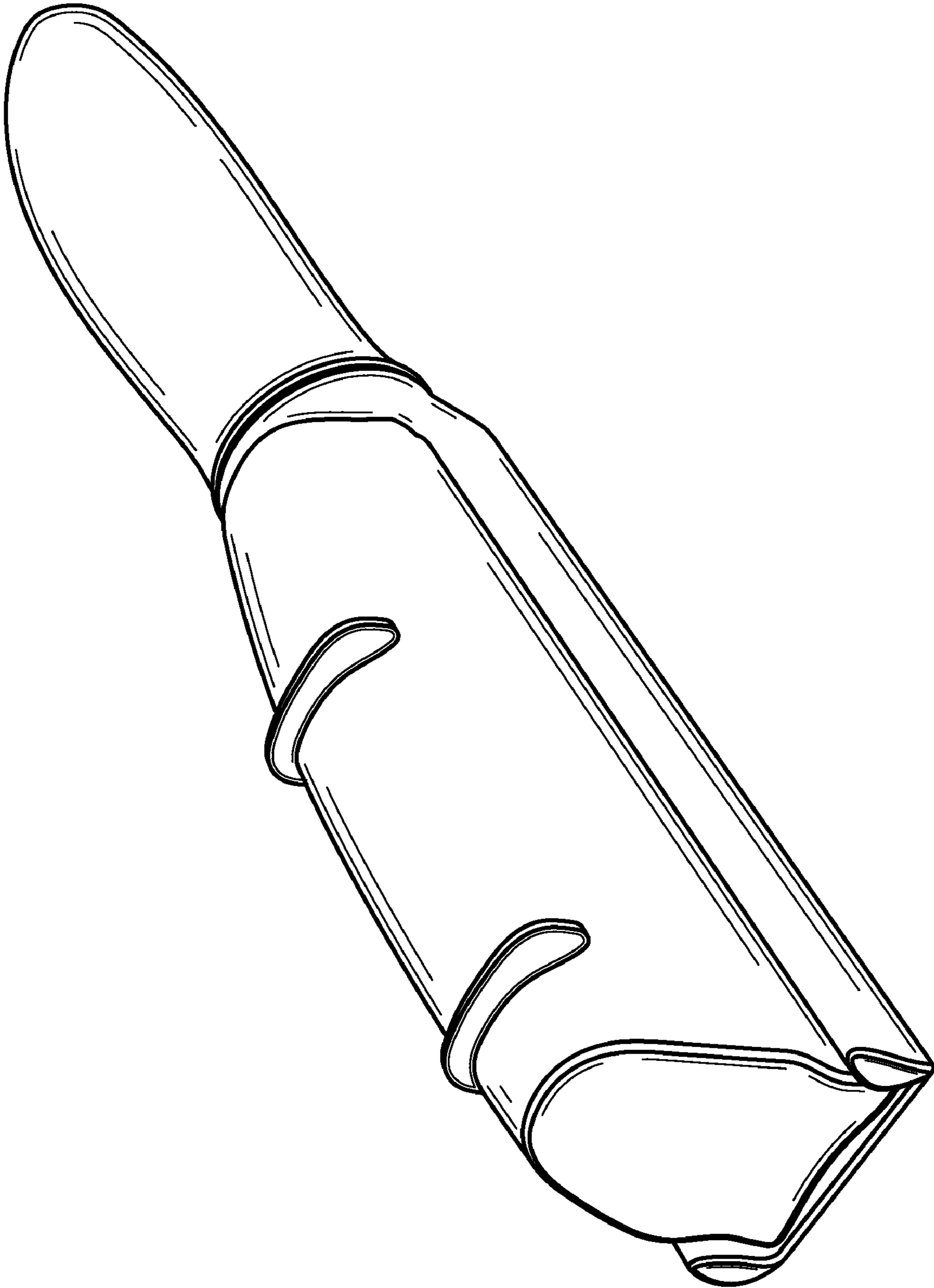


FIG. 2




FIG. 3

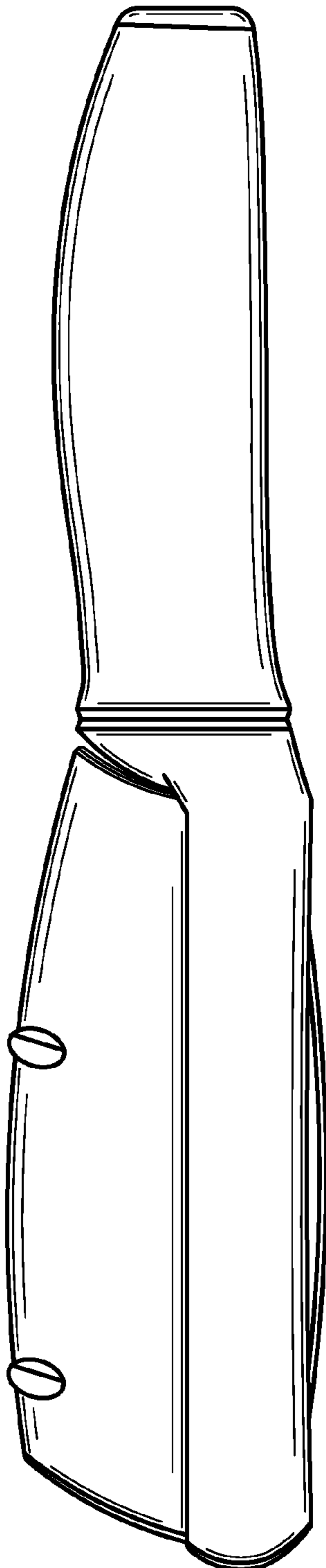


FIG. 4

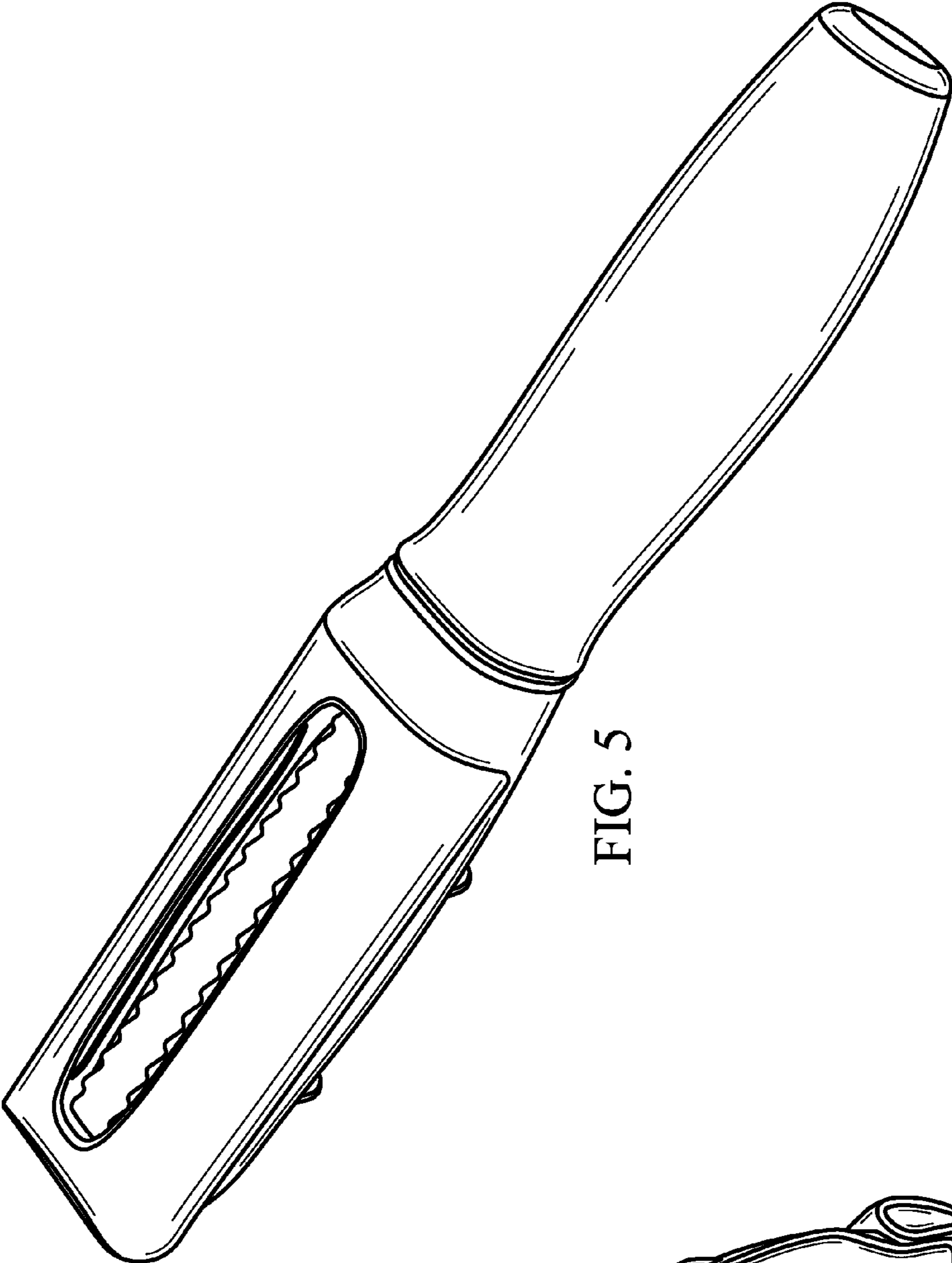


FIG. 5

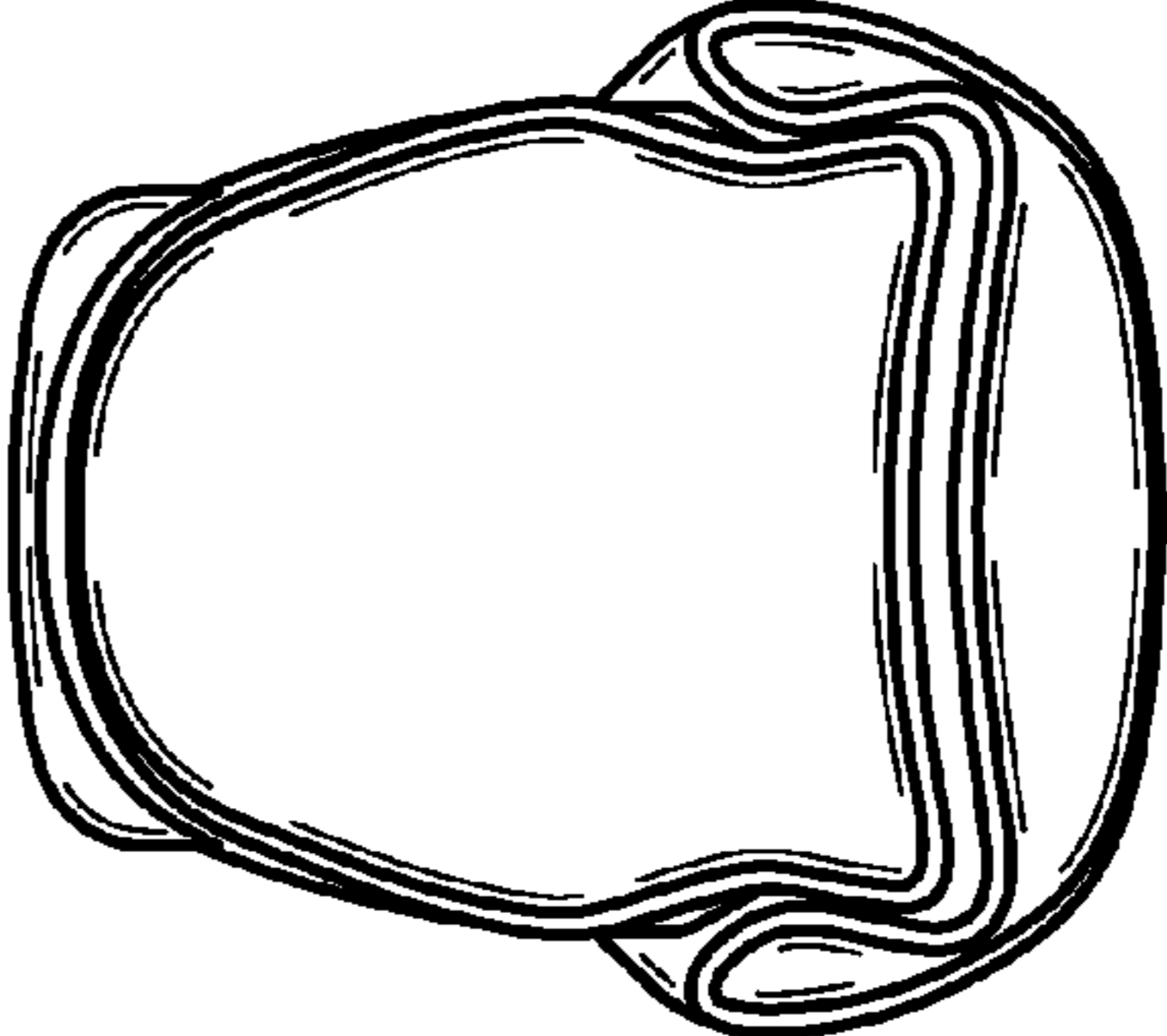


FIG. 6