

US00D600962S

(12) **United States Design Patent**
St. Peter et al.

(10) **Patent No.:** **US D600,962 S**

(45) **Date of Patent:** **** Sep. 29, 2009**

(54) **BASKETBALL STORAGE DEVICE**

(76) Inventors: **Lawrence Scott St. Peter**, P.O. Box 342,
Hubbell, MI (US) 49934; **Lawrence**
Arthur St. Peter, P.O. Box 502,
Hubbell, MI (US) 49934

(**) Term: **14 Years**

(21) Appl. No.: **29/311,637**

(22) Filed: **May 12, 2009**

(51) **LOC (9) Cl.** **08-08**

(52) **U.S. Cl.** **D6/552**

(58) **Field of Classification Search** D6/329,
D6/396, 417, 552, 553, 567; D21/385, 662,
D21/698; 211/13.1, 49.1, 60.1, 64, 70.5,
211/86.01, 87.01, 88.01, 89.01, 181.1; 248/560,
248/121, 175, 200, 302, 304, 309.1, 310,
248/312

See application file for complete search history.

(56) **References Cited**

U.S. PATENT DOCUMENTS

| | | | |
|--------------|---------|------------|--------|
| D248,809 S | 8/1978 | Kailey | |
| D361,449 S * | 8/1995 | Rittenberg | D6/566 |
| D389,688 S | 1/1998 | Iacono | |
| D399,671 S * | 10/1998 | Arvans | D6/566 |
| 5,894,951 A | 4/1999 | Hunt | |
| 6,267,461 B1 | 7/2001 | Dunagan | |

| | | | |
|-----------------|---------|----------------|--------|
| D461,986 S | 8/2002 | Talley | |
| 6,454,105 B1 | 9/2002 | Medina | |
| D497,750 S * | 11/2004 | Ruffell | D6/552 |
| D557,540 S | 12/2007 | Maycock | |
| D564,266 S * | 3/2008 | Goodman et al. | D6/552 |
| 2006/0113316 A1 | 6/2006 | Kilgore, Sr. | |

* cited by examiner

Primary Examiner—Brian N Vinson

(74) *Attorney, Agent, or Firm*—Richard C. Litman

(57) **CLAIM**

The ornamental design for a basketball storage device, as shown and described.

DESCRIPTION

FIG. 1 is an environmental perspective view of a basketball storage device showing my new design;

FIG. 2 is a front elevational view thereof;

FIG. 3 is a rear elevational view thereof;

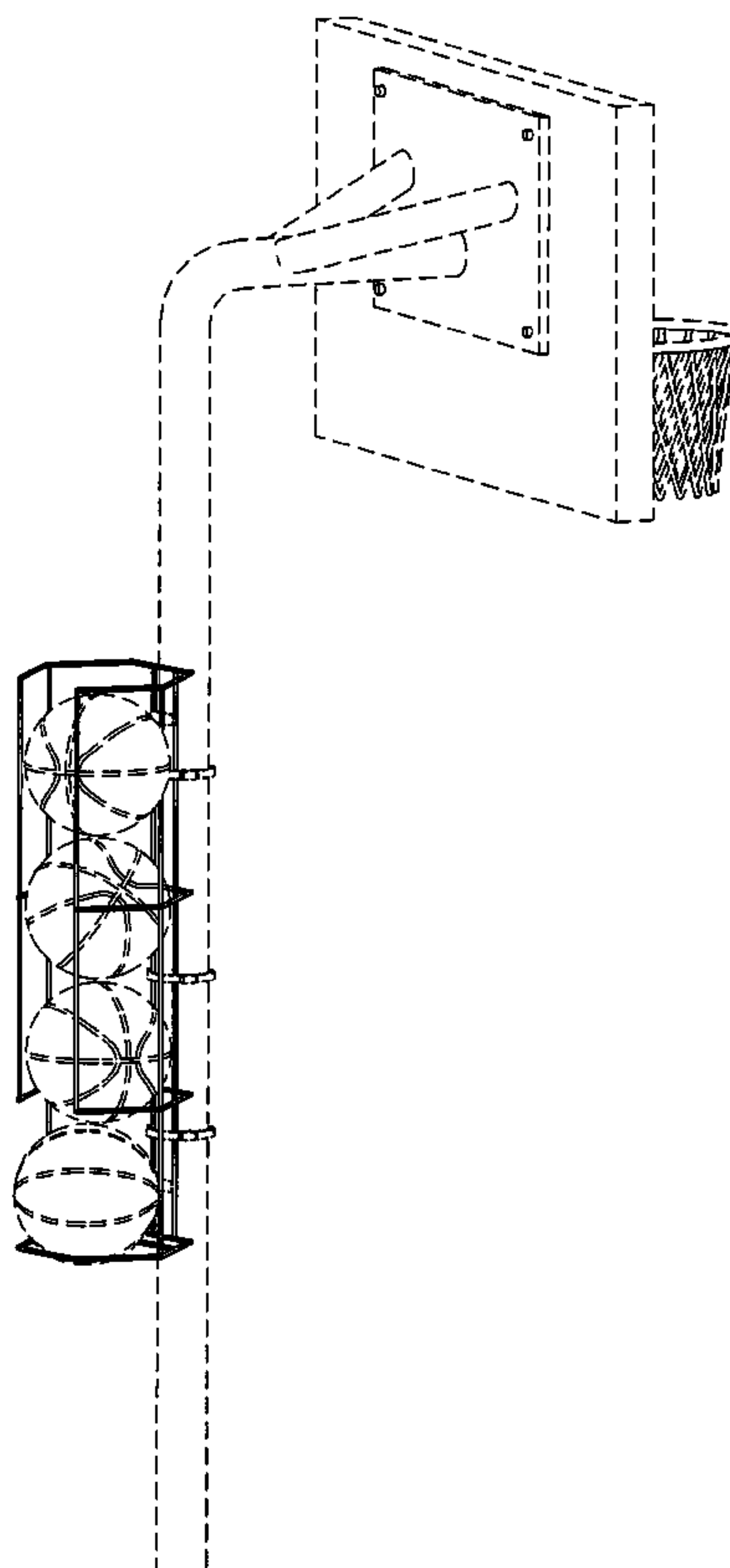
FIG. 4 is a right side elevational view with the left side being a mirror image thereof;

FIG. 5 is a top view thereof; and,

FIG. 6 is a bottom view thereof.

The broken line showing of the basketballs, basketball pole, and mounting hardware is for illustrative purposes only and forms no part of the claimed design.

1 Claim, 5 Drawing Sheets



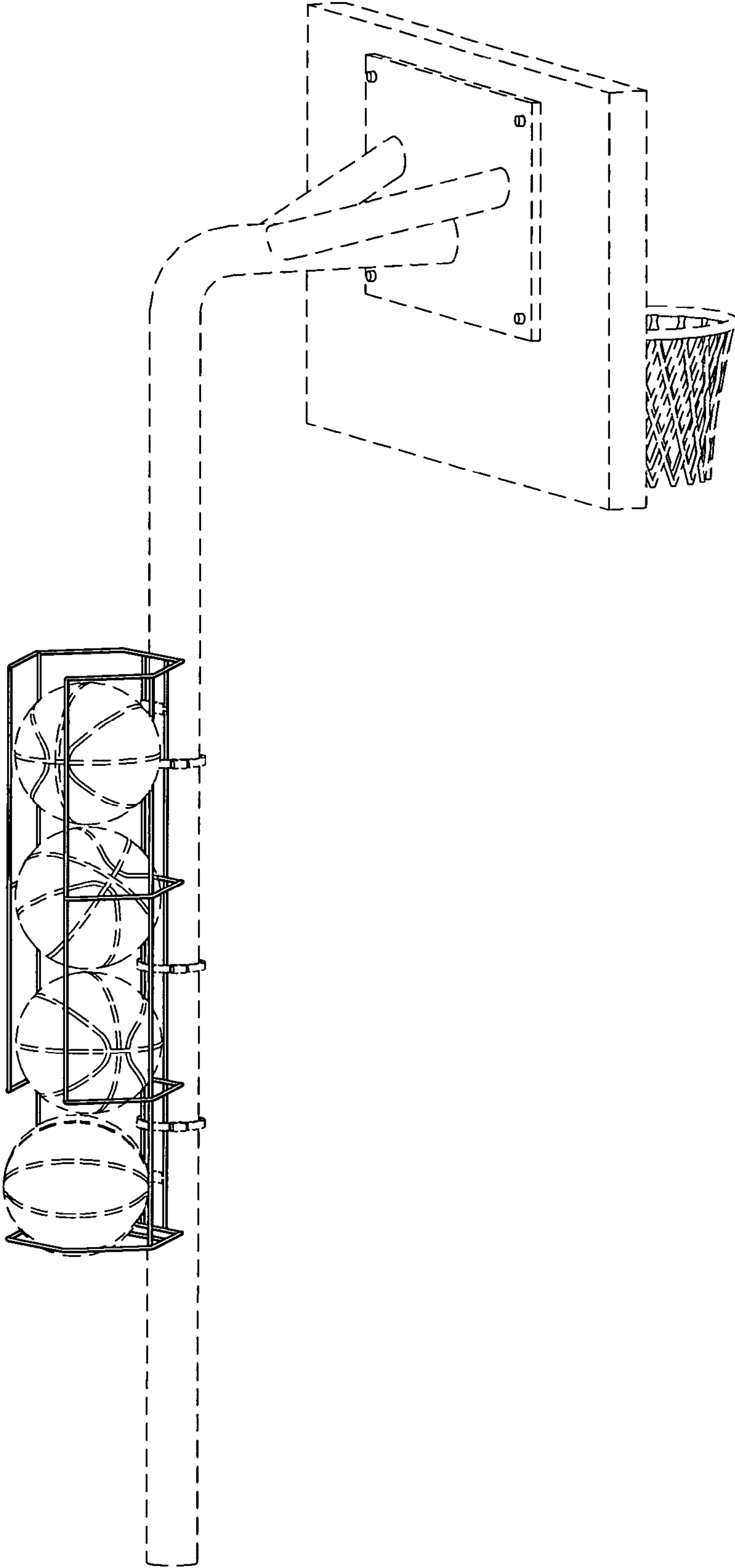


FIG. 1




FIG. 2




FIG. 3




FIG. 4

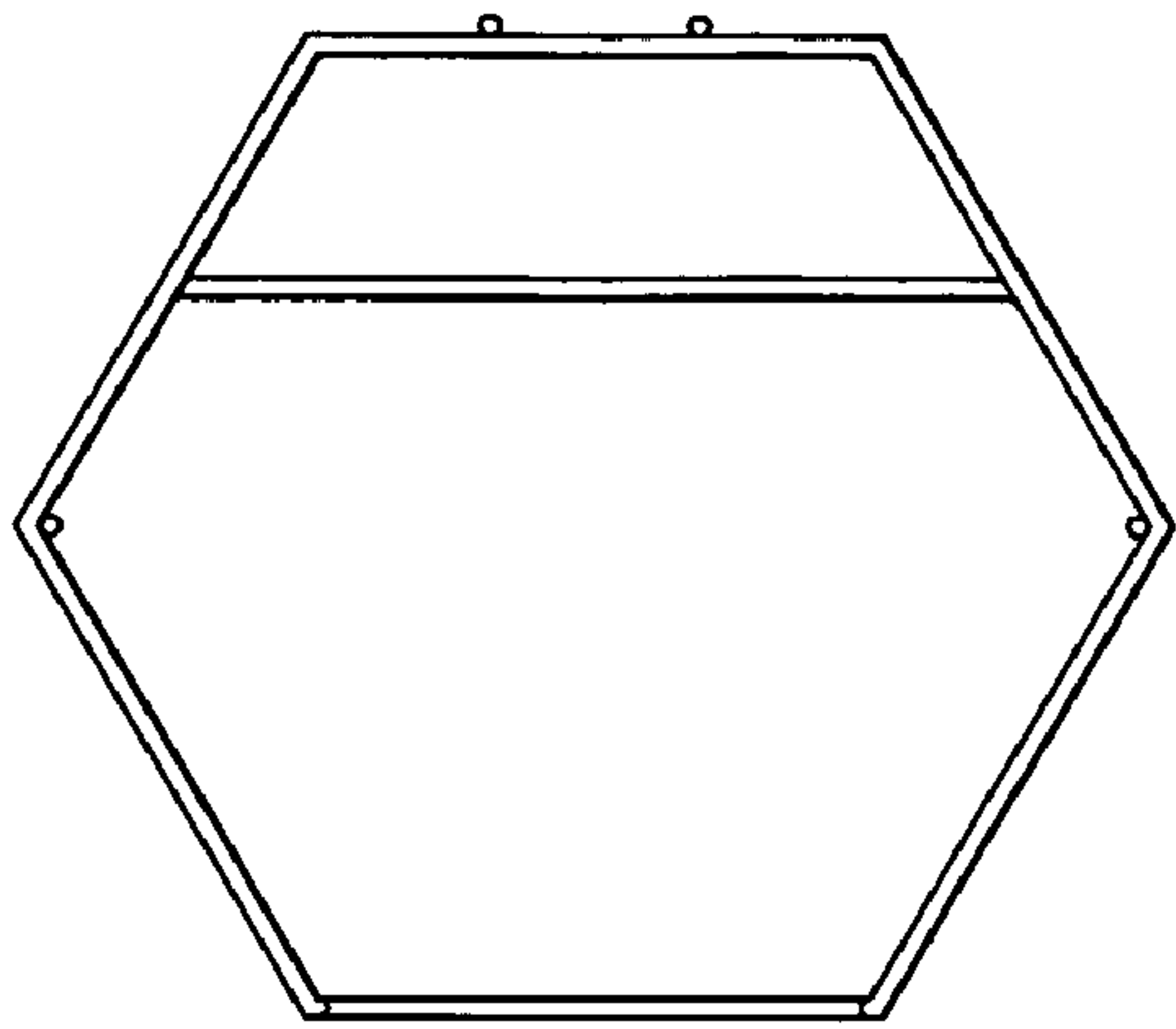


FIG. 5

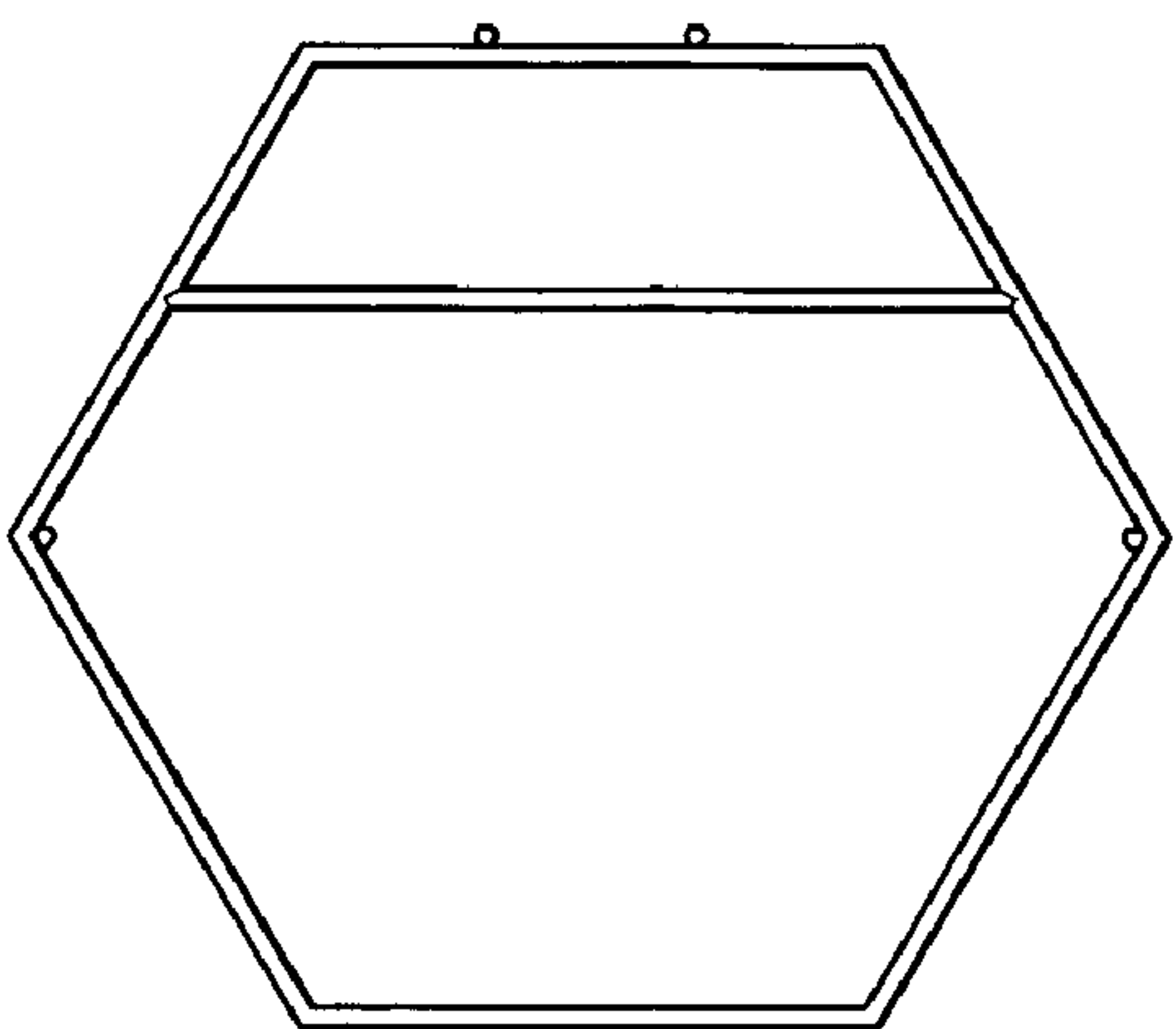


FIG. 6