



US00D600952S

(12) **United States Design Patent**  
**Pearson et al.**

(10) **Patent No.:** **US D600,952 S**  
(45) **Date of Patent:** **\*\* Sep. 29, 2009**

- (54) **CHAIR BACK**
- (75) Inventors: **Luke Pearson**, London (GB); **Tom Lloyd**, London (GB); **Nick Carpenter**, London (GB); **James Ludwig**, Grand Rapids, MI (US); **Bruce Smith**, Grand Rapids, MI (US)
- (73) Assignee: **Steelcase Inc.**, Grand Rapids, MI (US)
- (\*\*) Term: **14 Years**
- (21) Appl. No.: **29/334,249**
- (22) Filed: **Mar. 23, 2009**

**Related U.S. Application Data**

- (63) Continuation of application No. 29/318,693, filed on May 26, 2008, now abandoned.
- (51) **LOC (9) Cl.** ..... **06-01**
- (52) **U.S. Cl.** ..... **D6/502**
- (58) **Field of Classification Search** ..... D6/334-336, D6/364, 365, 366, 367, 368, 370, 374, 376, D6/379, 498, 500-502; 297/411.2, 411.41, 297/411.44, 451.1, 452.18, 452.21, 452.29, 297/452.35, 452.37, 452.48, 452.63

See application file for complete search history.

(56) **References Cited**

**U.S. PATENT DOCUMENTS**

538,708 A	5/1895	Smith
2,530,924 A	11/1950	Turner
D164,204 S	8/1951	Smith
2,798,538 A	7/1957	Dreifke
2,843,195 A	7/1958	Barvaeus
2,893,476 A	7/1959	Liljengren
D194,740 S	3/1963	Parker
3,202,734 A	8/1965	Home
3,669,499 A	6/1972	Semplonius et al.
4,744,603 A	5/1988	Knoblock
4,776,633 A	10/1988	Knoblock et al.

D319,354 S	8/1991	Wolcott
5,040,847 A	8/1991	Nguyen
5,102,196 A	4/1992	Kaneda et al.
D330,292 S	10/1992	Nguyen
D332,530 S	1/1993	Nguyen
D341,265 S	11/1993	Gehry
D344,191 S	2/1994	Gehry
D345,656 S	4/1994	Theobald
5,333,934 A	8/1994	Knoblock
5,352,022 A	10/1994	Knoblock
5,366,273 A	11/1994	Bresch
D360,538 S	7/1995	Skalka
5,487,591 A	1/1996	Knoblock
5,577,811 A	11/1996	Ogg
5,611,598 A	3/1997	Knoblock
5,664,835 A	9/1997	Desanta
5,683,142 A	11/1997	Gunderson et al.
5,938,284 A	8/1999	Coffield
D413,452 S	9/1999	Rhienen
D420,824 S	2/2000	Lin
6,019,428 A	2/2000	Coffield
6,027,171 A	2/2000	Partington et al.
6,186,594 B1	2/2001	Valiquette et al.
D456,159 S *	4/2002	Ball et al. .... D6/366

(Continued)

*Primary Examiner*—Mimosa De  
(74) *Attorney, Agent, or Firm*—McDermott Will & Emery LLP

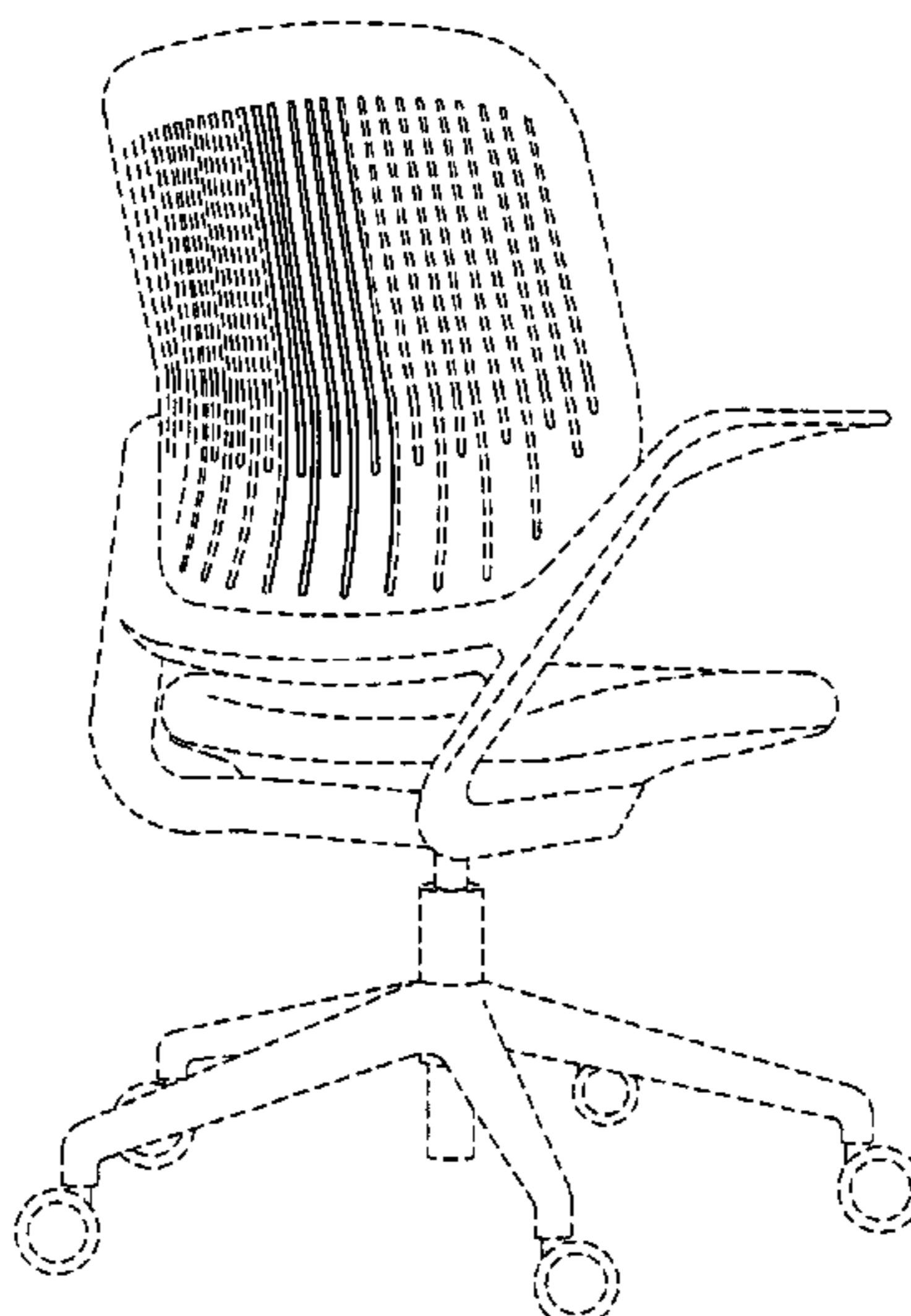
(57) **CLAIM**

We claim the ornamental design for a chair back, as shown and described.

**DESCRIPTION**

FIG. 1 is a front perspective view of a chair back according to the new design; and,  
FIG. 2 is a rear perspective view of a chair back shown in FIG. 1.  
In the drawings, the broken lines form no part of the claimed design.

**1 Claim, 2 Drawing Sheets**



# US D600,952 S

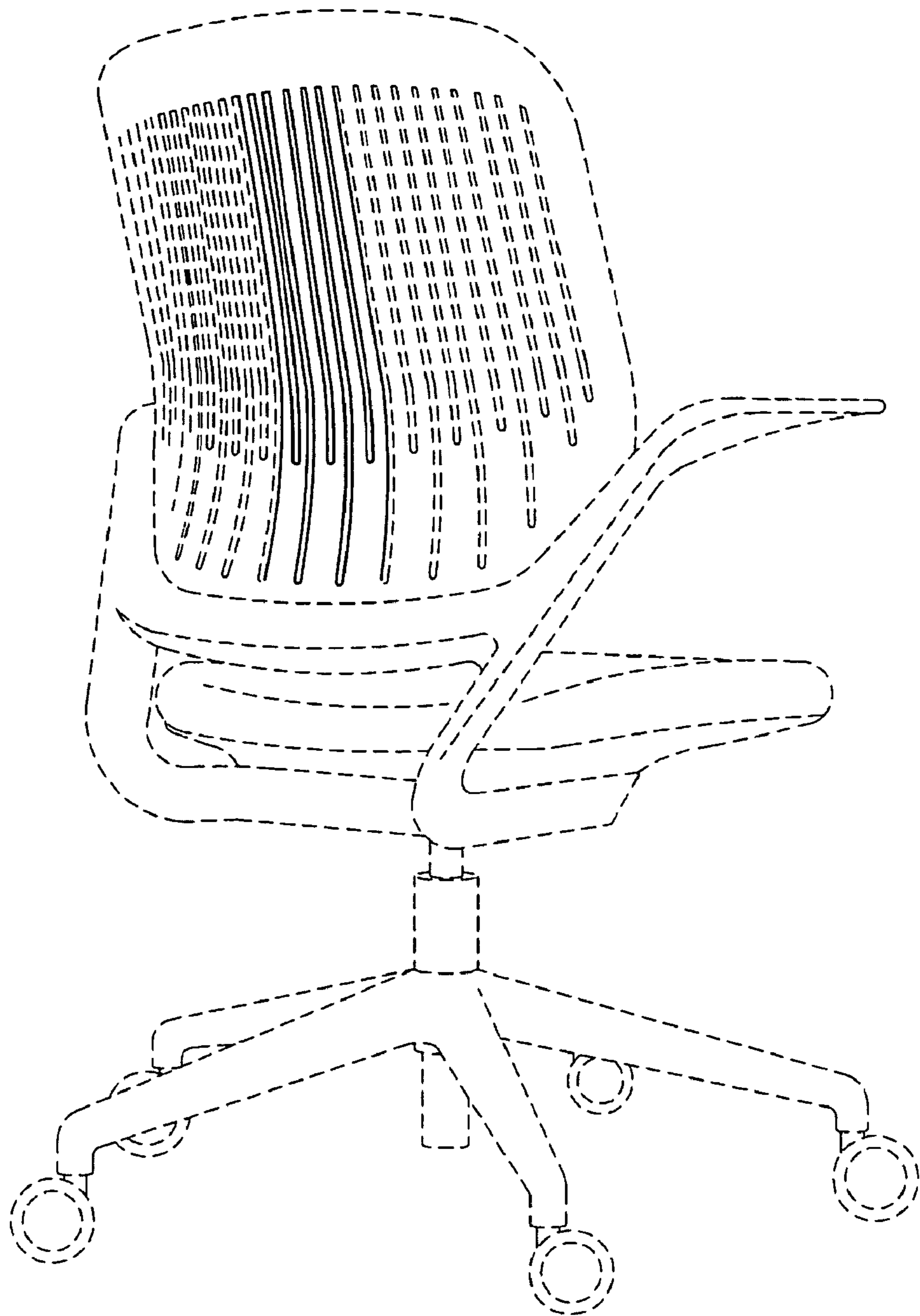
Page 2

---

## U.S. PATENT DOCUMENTS

6,378,942 B1	4/2002	Chu		6,913,315 B2	7/2005	Ball et al.	
D456,650 S *	5/2002	Ball et al. ....	D6/502	6,969,115 B2	11/2005	Bourdane et al.	
D457,023 S *	5/2002	Ball et al. ....	D6/502	6,971,717 B1	12/2005	Rhodes	
6,386,638 B1	5/2002	Strauch		7,032,971 B2	4/2006	Williams	
D459,923 S *	7/2002	Chu .....	D6/502	7,097,247 B2	8/2006	Batley et al.	
6,419,318 B1	7/2002	Albright		7,128,373 B2	10/2006	Kurtycz et al.	
6,523,898 B1	2/2003	Ball et al.		7,131,694 B1	11/2006	Buffa	
6,688,687 B2	2/2004	Chu		7,216,933 B2	5/2007	Schmidt et al.	
6,698,833 B2	3/2004	Ball et al.		D553,376 S *	10/2007	Nakamura et al. ....	D6/366
6,712,427 B1	3/2004	Bourdane et al.		2005/0093354 A1	5/2005	Ball et al.	
6,755,467 B1	6/2004	Chu		2007/0057548 A1	3/2007	Buffa	
				2007/0057549 A1	3/2007	Ball et al.	

\* cited by examiner



*FIG. 1*

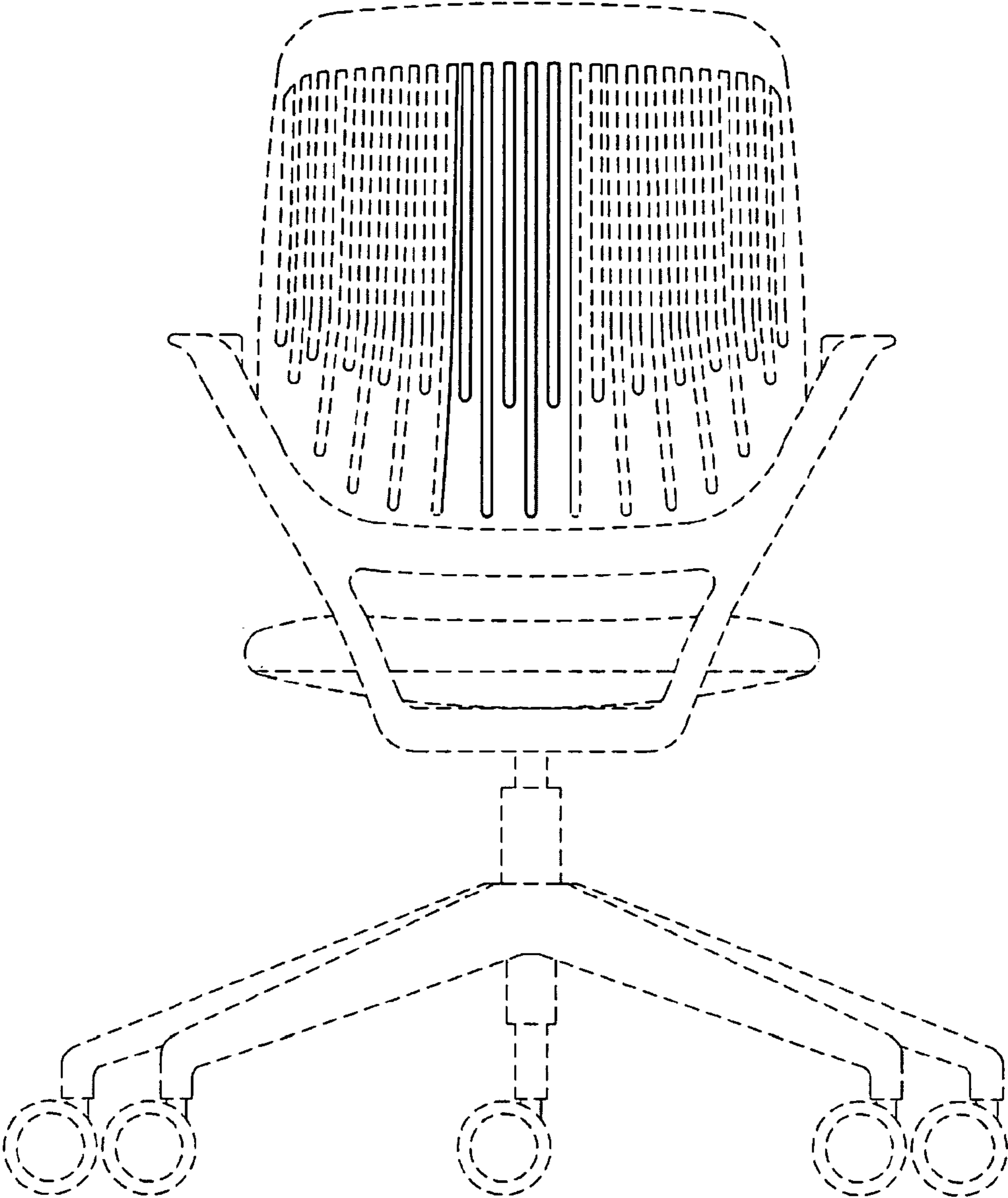


FIG. 2