

US00D600926S

(12) **United States Design Patent**  
**Le**

(10) **Patent No.:** **US D600,926 S**

(45) **Date of Patent:** **\*\* Sep. 29, 2009**

(54) **PEDICURE SPA**

(76) **Inventor:** **Vinh Chi Le**, 9004 Westbay Blvd.,  
Tampa, FL (US) 33615

(\*\*) **Term:** **14 Years**

(21) **Appl. No.:** **29/286,857**

(22) **Filed:** **May 17, 2007**

(51) **LOC (9) Cl.** ..... **06-01**

(52) **U.S. Cl.** ..... **D6/336**

(58) **Field of Classification Search** ..... D6/330,  
D6/335-338, 340, 349-355, 358, 359, 364,  
D6/366, 376, 491, 495, 500-502; 297/16.1,  
297/39, 46, 135, 140, 156, 158.3, 158.4,  
297/175, 177, 187, 195.1, 195.11, 211, 245,  
297/423.1, 423.16, 445.1, 461, 462; D23/277  
See application file for complete search history.

(56) **References Cited**

**U.S. PATENT DOCUMENTS**

D412,600 S	8/1999	Oh et al.	
D424,819 S *	5/2000	Galati et al.	D6/336
D429,379 S	8/2000	Kim	
D434,916 S *	12/2000	Galati et al.	D6/336
D454,705 S *	3/2002	Long et al.	D6/336
D455,017 S *	4/2002	Tran	D6/336
D455,566 S *	4/2002	Park	D6/336
D456,154 S	4/2002	Huynh et al.	
D457,018 S *	5/2002	Park	D6/495
6,503,212 B2 *	1/2003	Park	601/158
D498,599 S *	11/2004	Luong	D6/336
D504,783 S *	5/2005	Park	D6/336

D505,021 S *	5/2005	Kim	D6/336
D520,761 S *	5/2006	Masuda	D6/336
D526,505 S	8/2006	Gruenwald et al.	
D541,060 S *	4/2007	Fugate et al.	D6/335
D562,575 S *	2/2008	Le	D6/336
D576,806 S *	9/2008	Le	D6/336
D576,807 S *	9/2008	Le	D6/336
D583,576 S *	12/2008	Tran	D6/336
D583,717 S *	12/2008	Brown et al.	D12/117
D585,142 S *	1/2009	Galati et al.	D24/213
2004/0060108 A1 *	4/2004	Hoon Park	4/622

\* cited by examiner

*Primary Examiner*—Sandra Snapp

(74) *Attorney, Agent, or Firm*—Patel & Alunit, PC; John Alunit

(57) **CLAIM**

The ornamental design for a pedicure spa, as shown and described.

**DESCRIPTION**

FIG. 1 is a perspective view of the pedicure spa according to the new design.

FIG. 2 is a top view thereof.

FIG. 3 is a bottom view thereof.

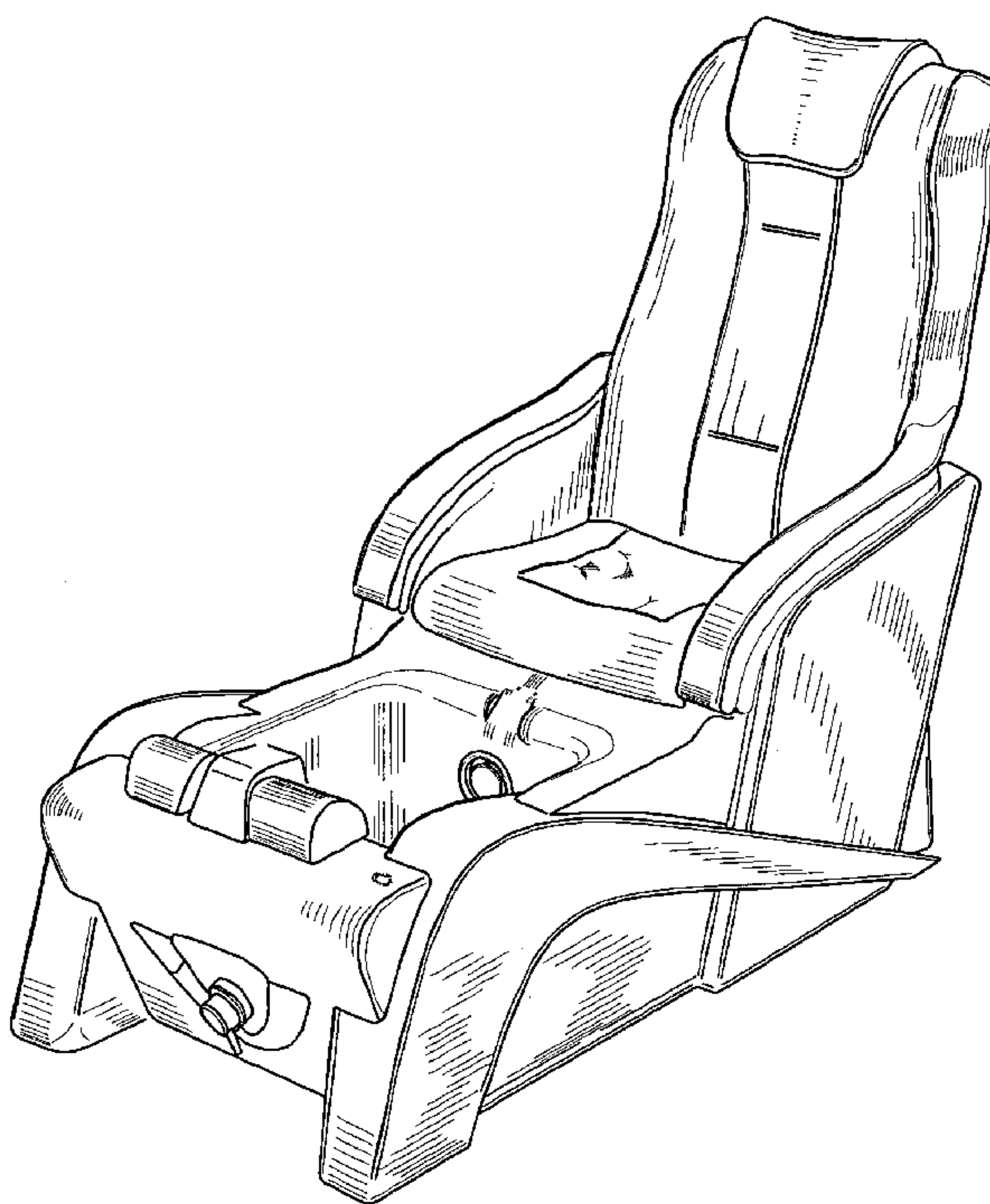
FIG. 4 is a front view thereof.

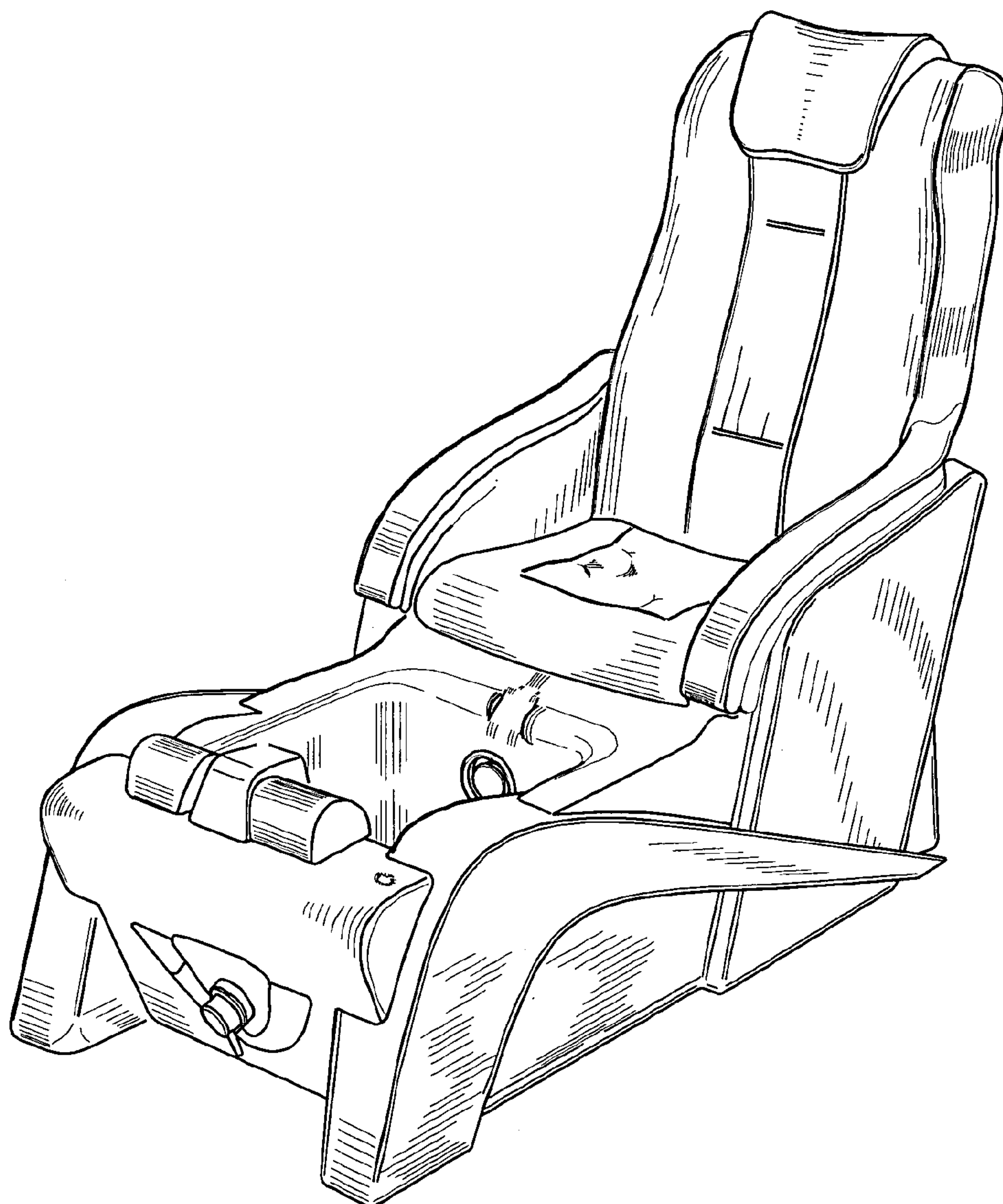
FIG. 5 is a back view thereof; and,

FIG. 6 is a side view thereof.

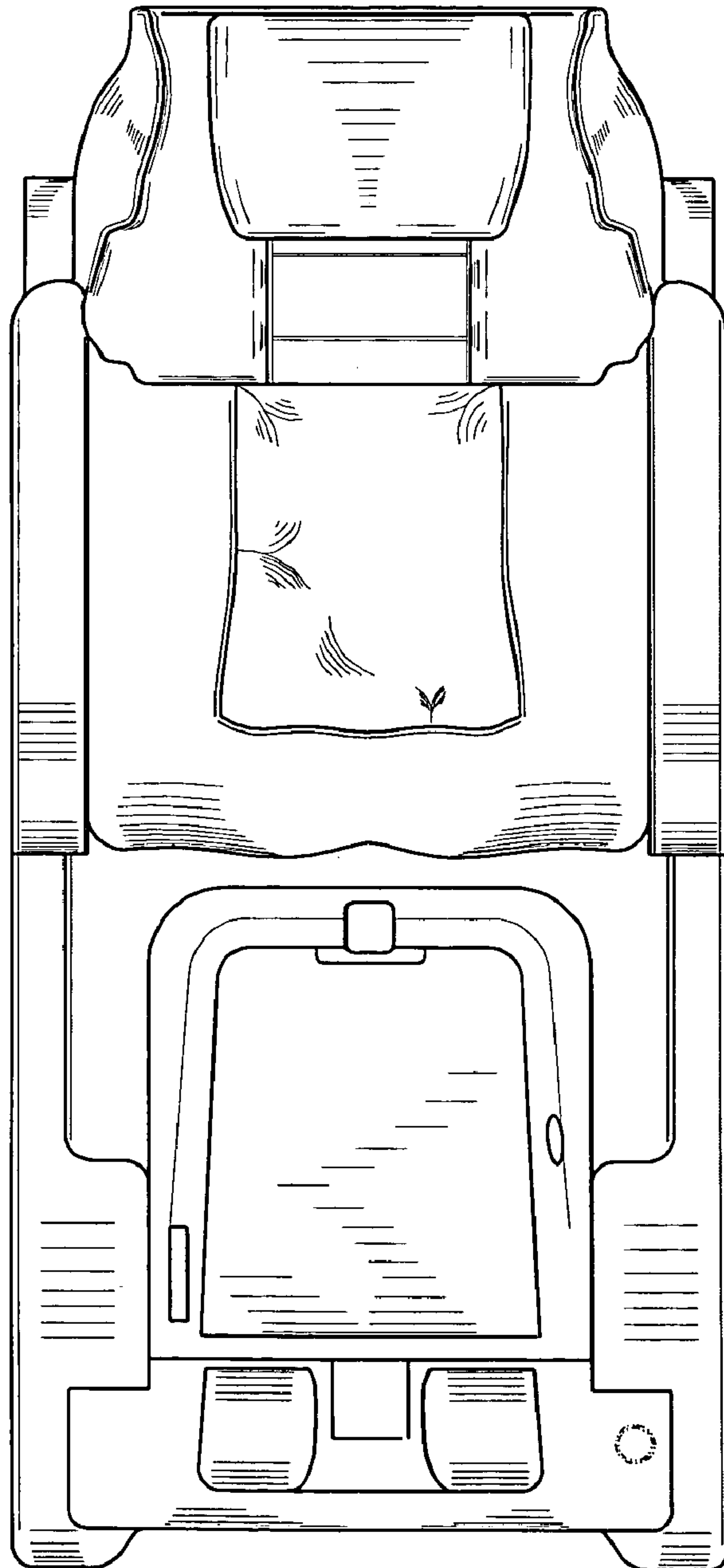
The broken lines shown in the drawings are for illustrative purposes only and form no part of the claimed design.

**1 Claim, 6 Drawing Sheets**

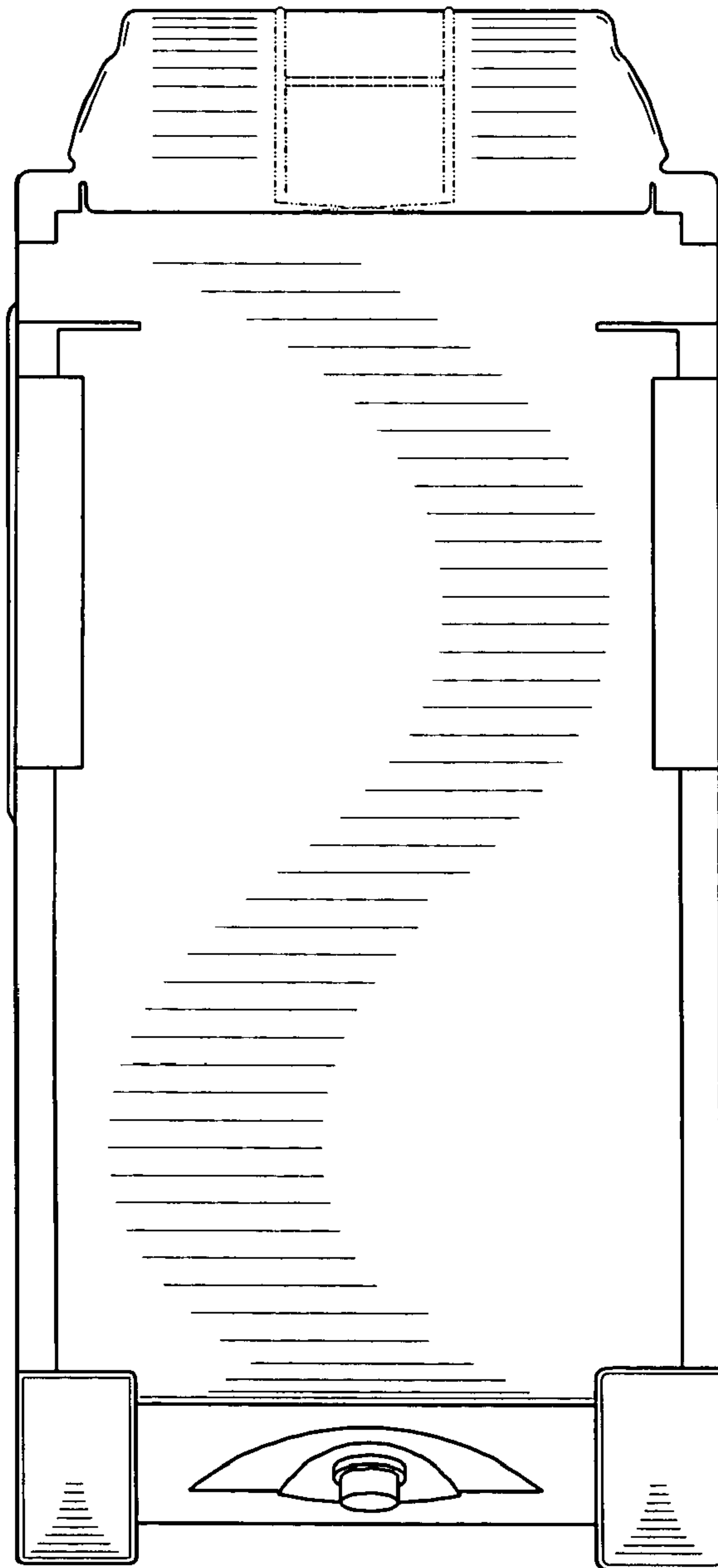




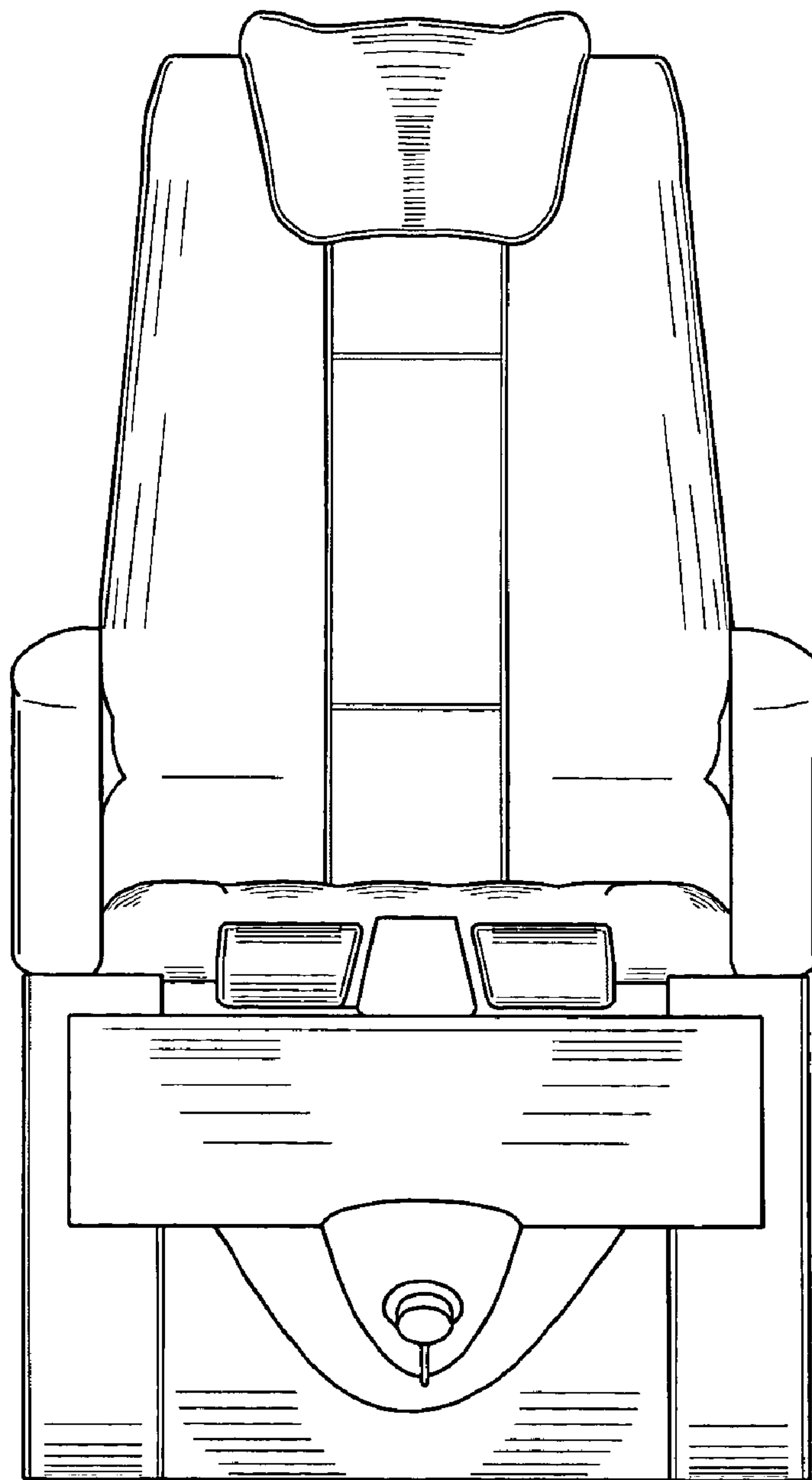
*FIG. 1*



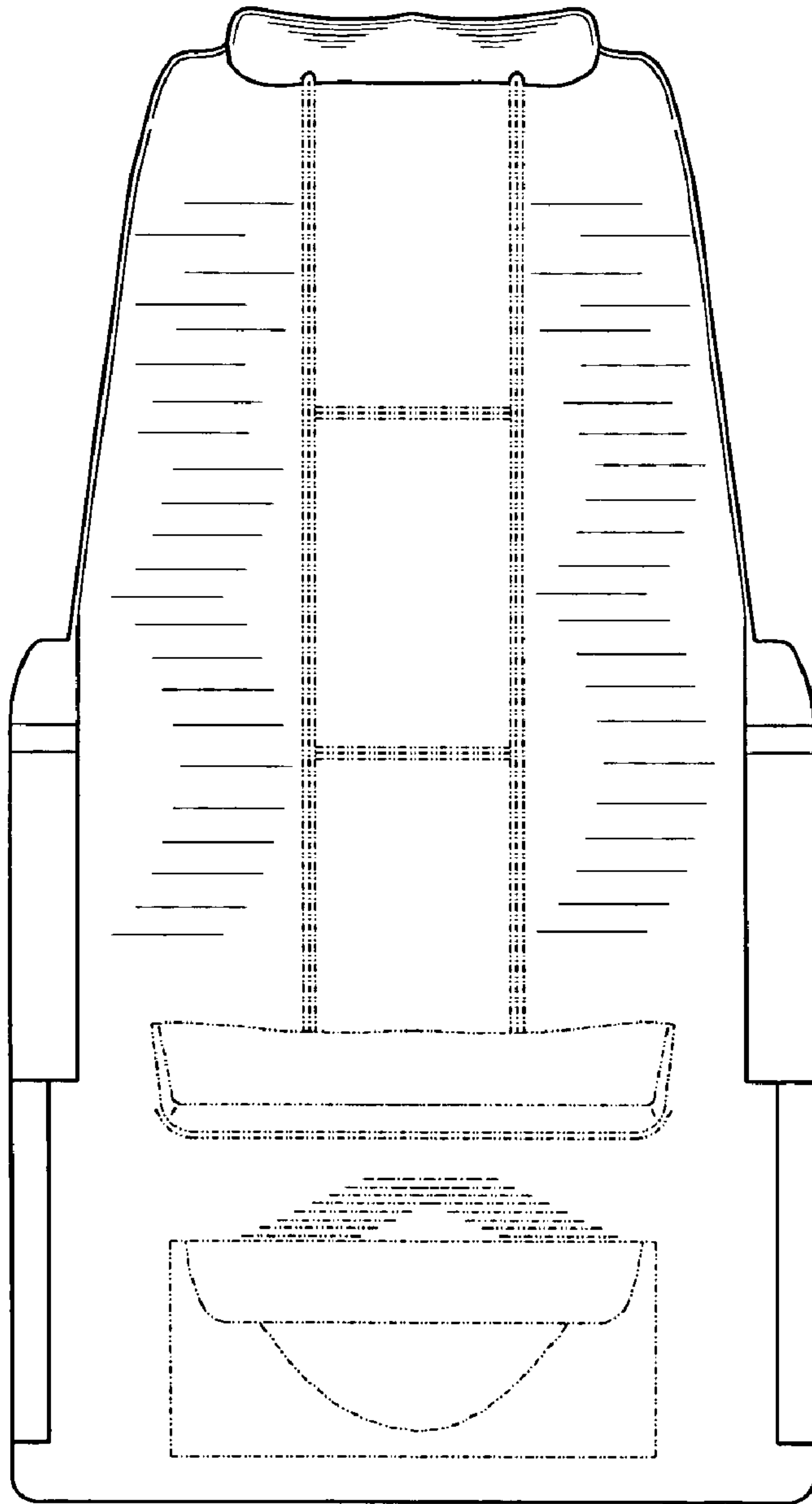
*FIG. 2*



*FIG. 3*

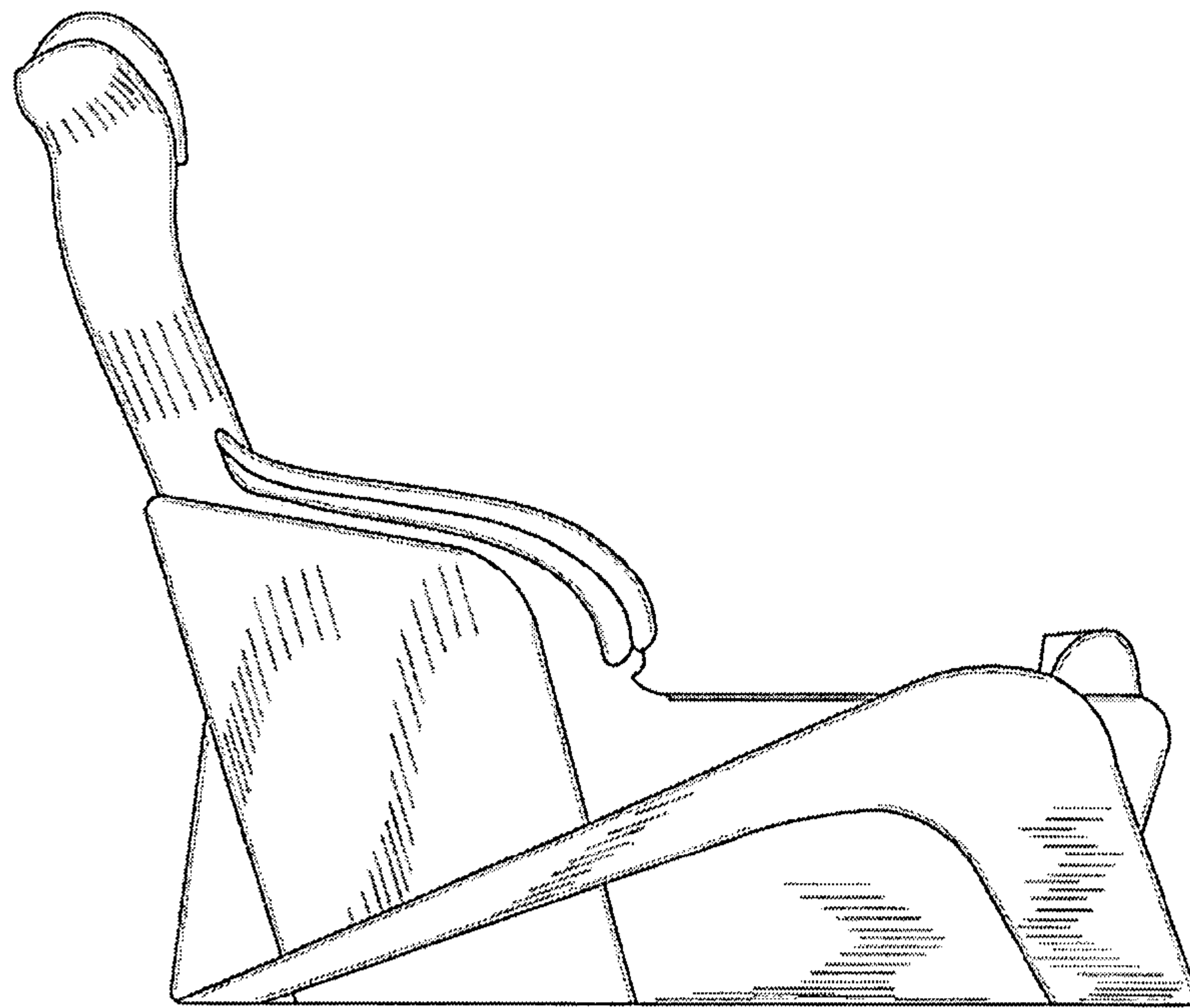


*FIG. 4*



*FIG. 5*





**FIG. 6**