

US00D600918S

(12) **United States Design Patent**
Carlevale

(10) **Patent No.:** **US D600,918 S**
(45) **Date of Patent:** **** Sep. 29, 2009**

(54) **TRANSFERABLE PURSE LINER WITH
SELECTIVE SIZE ADJUSTMENT
CAPABILITY**

(76) Inventor: **Bertha Carlevale**, 17393 Tablero Ct.,
San Diego, CA (US) 92127

(**) Term: **14 Years**

(21) Appl. No.: **29/312,981**

(22) Filed: **Nov. 25, 2008**

Related U.S. Application Data

(62) Division of application No. 11/708,778, filed on Feb.
21, 2007.

(51) **LOC (9) Cl.** **03-01**

(52) **U.S. Cl.** **D3/318**

(58) **Field of Classification Search** D3/232–233,
D3/240–246, 318; 150/103–110, 113–114,
150/118–119

See application file for complete search history.

(56) **References Cited**

U.S. PATENT DOCUMENTS

919,745	A	4/1909	McCraw	
2,412,007	A	12/1946	Plapler	
2,475,961	A	7/1949	Hilbert	
2,529,724	A	11/1950	Conwiser	
2,620,005	A *	12/1952	Hall	150/113
2,927,617	A	3/1960	Kurzrock	
3,263,779	A	8/1966	Bailer	
3,533,459	A	10/1970	Ody	
3,746,066	A	7/1973	McIntyre	
3,831,651	A	8/1974	Leahy	
4,260,004	A	4/1981	Domke	
4,262,838	A	4/1981	Mackenzie	
4,661,989	A	4/1987	Risby	
5,207,254	A	5/1993	Fromm	
5,664,724	A	9/1997	Ho	
5,722,710	A	3/1998	Falciani	
5,988,878	A	11/1999	Simonett et al.	

6,394,157	B2	5/2002	Luna	
D483,181	S *	12/2003	Evans	D3/318
6,672,439	B2	1/2004	Platte, III	
6,821,091	B2	11/2004	Lee	
6,823,909	B1 *	11/2004	Marsteller	150/113
6,910,560	B2	6/2005	Dulin	
2002/0012480	A1	1/2002	Konno	
2003/0029534	A1	2/2003	Ma	
2003/0057239	A1	3/2003	Godshaw	
2005/0263226	A1	12/2005	Smithers	
2006/0021684	A1	2/2006	DeCoro, III	
2006/0096680	A1	5/2006	Khubani et al.	

* cited by examiner

Primary Examiner—Holly H Baynham

(74) *Attorney, Agent, or Firm*—David R Preston & Associates

(57) **CLAIM**

The ornamental design for a transferable purse liner with selective size adjustment capability, as shown and described.

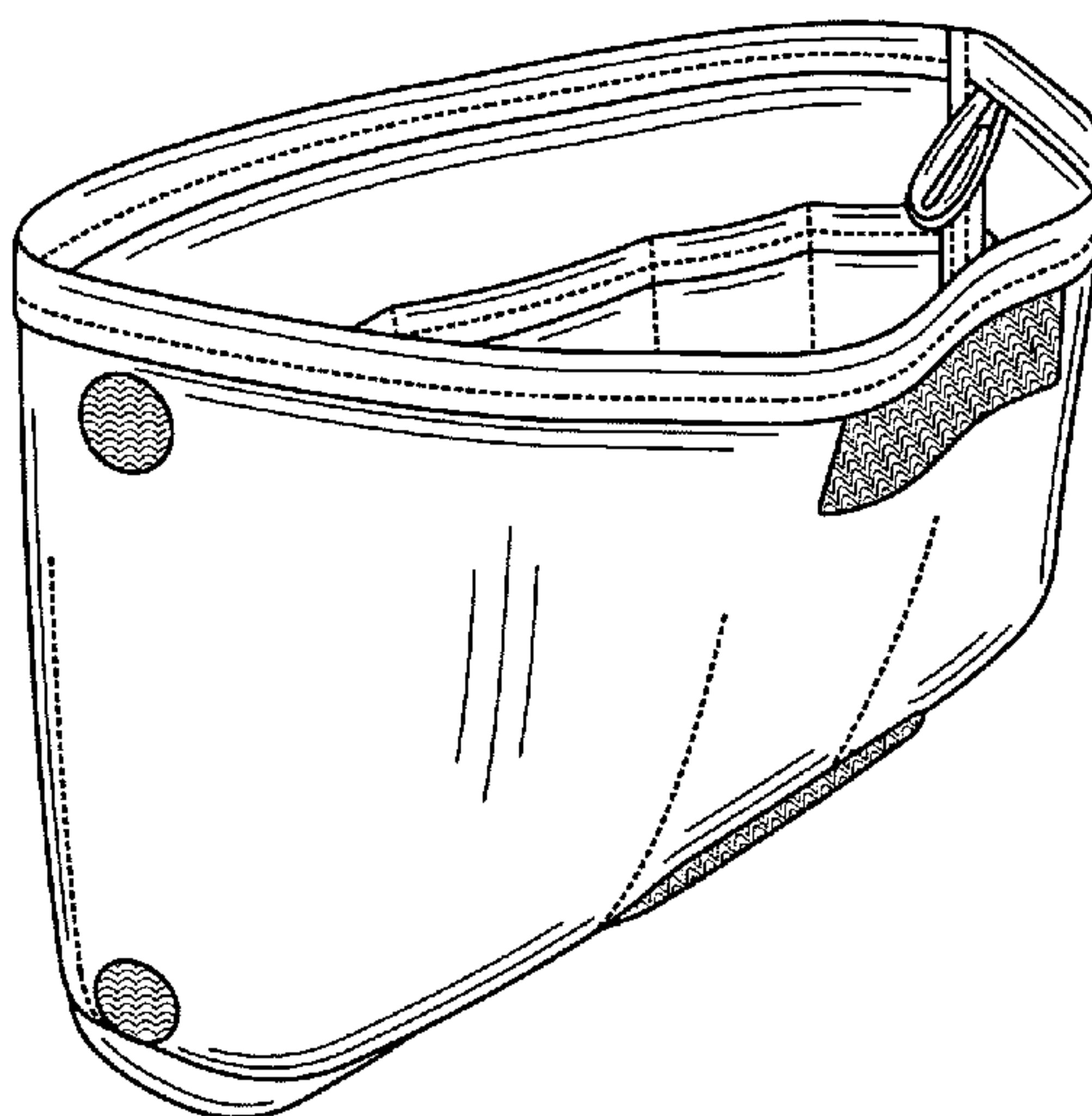
DESCRIPTION

FIG. 1 shows perspective view of a transferable purse liner with selective size adjustment capability, the broken lines shown on the body, around the top, and on the inside pockets of the purse liner are stitching shown for environmental purposes and does not form any part of the claimed invention.

FIG. 2 shows perspective view of a transferable purse liner with selective size adjustment capability, the broken lines shown around the top and on the inside pockets of the purse liner are stitching shown for environmental purposes and does not form any part of the claimed invention; and,

FIG. 3 shows perspective top view of a transferable purse liner with selective size adjustment capability, the broken lines shown on the body, around the top, and on the inside pockets of the purse liner are stitching shown for environmental purposes and does not form any part of the claimed invention, and the various items shown in broken lines inside the purse liner are shown for environmental purposes and does not form any part of the claimed invention.

1 Claim, 2 Drawing Sheets



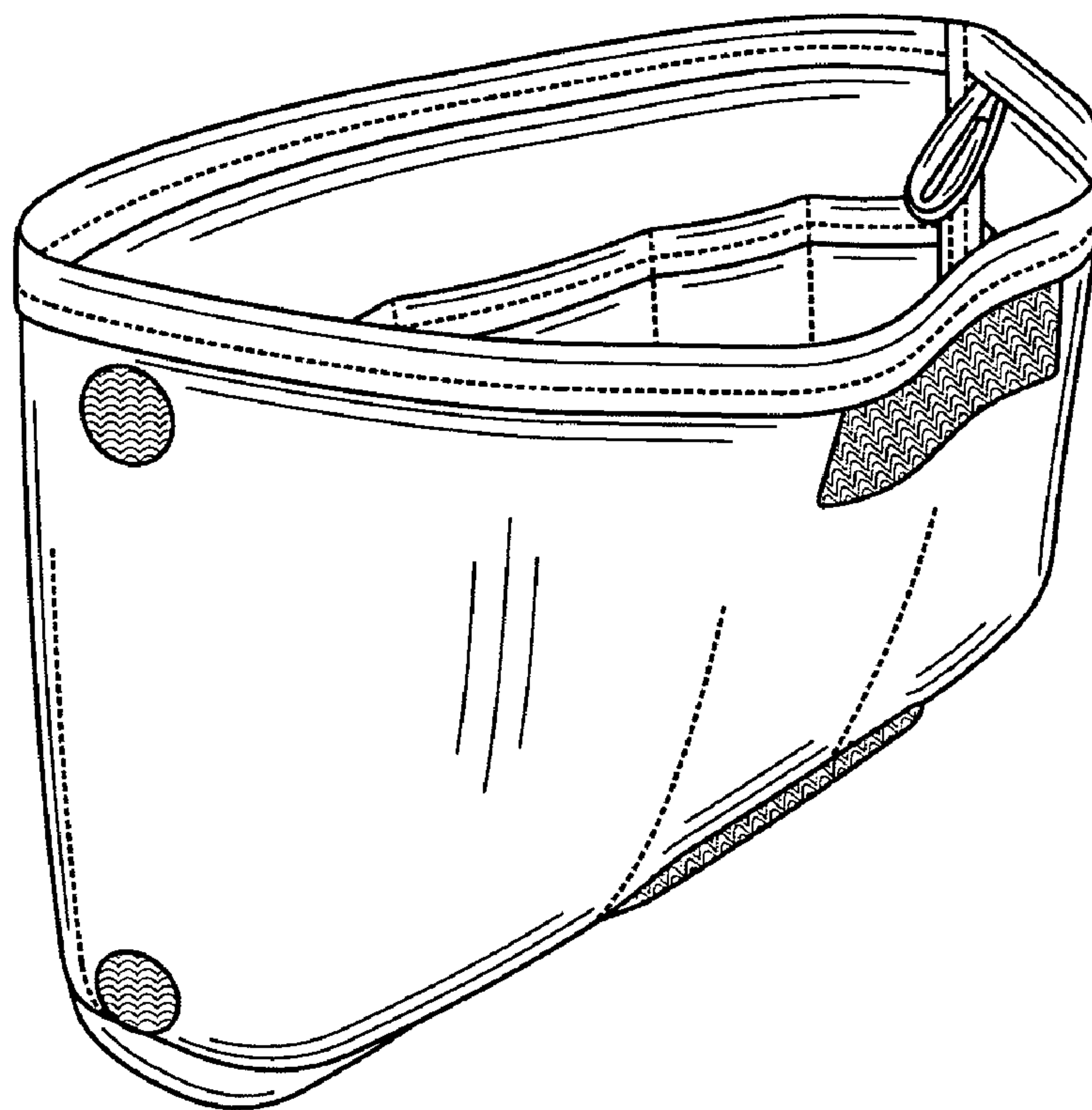


FIG. 1

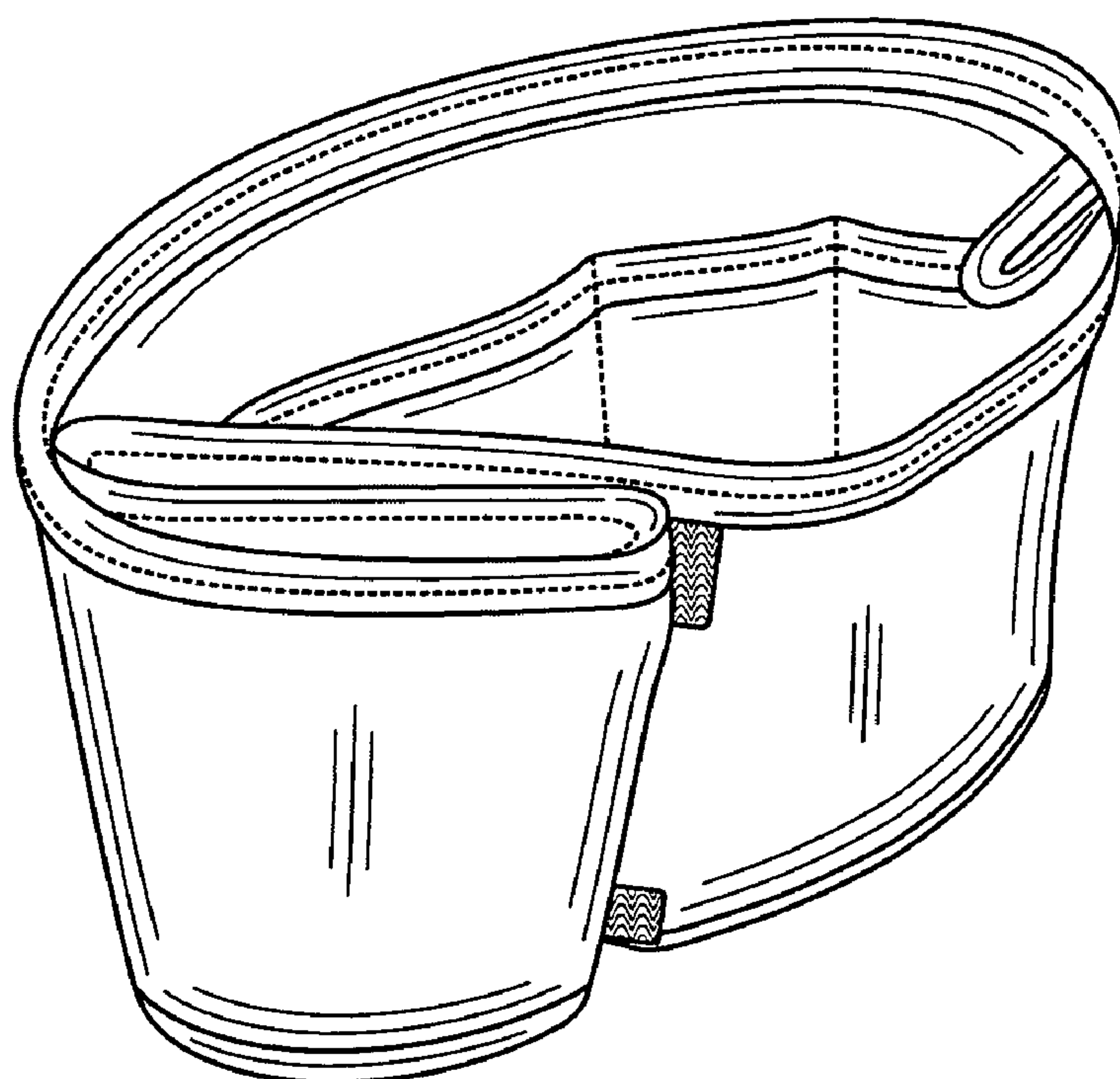


FIG. 2

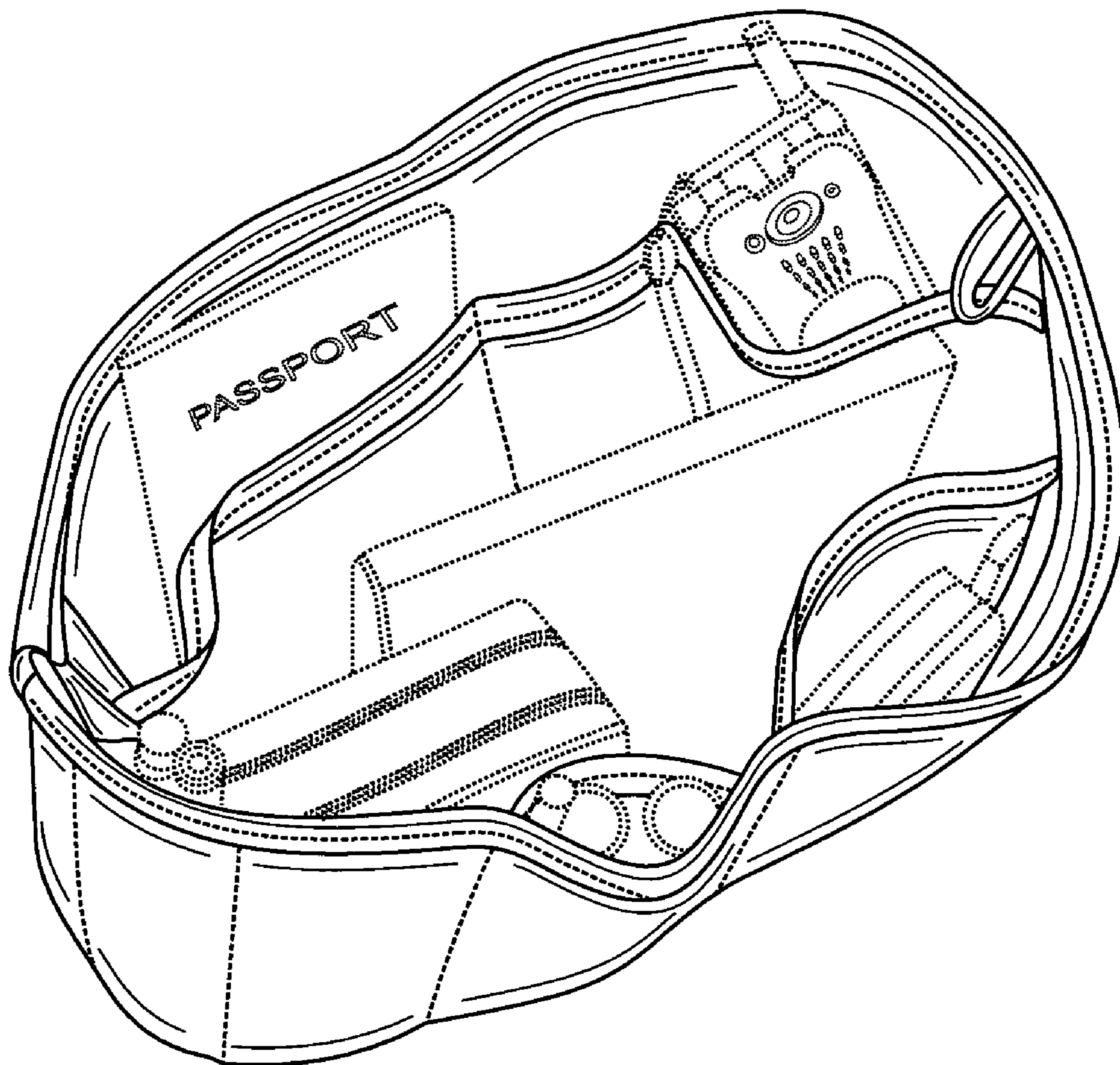


FIG. 3