



US00D600905S

(12) **United States Design Patent**
Choi

(10) **Patent No.:** **US D600,905 S**

(45) **Date of Patent:** **** Sep. 29, 2009**

(54) **FOOTWEAR**

(75) Inventor: **Sandra Choi**, London (GB)

(73) Assignee: **J. Choo Limited**, London (GB)

(**) Term: **14 Years**

(21) Appl. No.: **29/307,229**

(22) Filed: **Apr. 7, 2008**

(30) **Foreign Application Priority Data**

Oct. 9, 2007 (EM) 000806864-0006

(51) **LOC (9) Cl.** **02-99**

(52) **U.S. Cl.** **D2/972**

(58) **Field of Classification Search** D2/896,
D2/925-942, 946, 969, 971; 36/1, 83, 8.3,
36/45-58

See application file for complete search history.

(56) **References Cited**

U.S. PATENT DOCUMENTS

D95,054 S *	4/1935	Lovejoy	D2/966
2,076,514 A *	4/1937	Huffman	D2/965
2,260,224 A *	10/1941	Hubbard, Jr.	D2/966
D158,389 S *	5/1950	Lakow	D2/971
D529,264 S	10/2006	Choi		
D554,354 S	11/2007	Guers-Neyraud		
D558,439 S *	1/2008	Lawler	D2/971
D582,141 S *	12/2008	Lawler	D2/971
D584,502 S *	1/2009	Choi	D2/971

D589,245 S *	3/2009	Guers-Neyraud	D2/971
D590,143 S *	4/2009	Guers-Neyraud	D2/965
D590,144 S *	4/2009	Guers-Neyraud	D2/971

OTHER PUBLICATIONS

U.S. Appl. No. 29/301,048, filed Feb. 6, 2008.
U.S. Appl. No. 29/307,230, filed Apr. 7, 2008.
La Silla, Sandal with Rhinestone-encrusted ankle cuff, Footwear News, vol. 60, No. 7; Feb. 23, 2004; p. 32, No. 4.

* cited by examiner

Primary Examiner—Dominic Simone

(74) *Attorney, Agent, or Firm*—Fross Zelnick Lehrman & Zissu, P.C.; Lawrence E. Apolzon, Esq.

(57) **CLAIM**

The ornamental design for footwear, as shown and described.

DESCRIPTION

FIG. 1 is a front perspective view of a shoe showing my footwear design;

FIG. 2 is a left side view of the footwear shown in FIG. 1;

FIG. 3 is a right side view of the footwear shown in FIG. 1;

FIG. 4 is a front view of the footwear shown in FIG. 1;

FIG. 5 is a rear view of the footwear shown in FIG. 1; and,

FIG. 6 is a top view of the footwear shown in FIG. 1.

The broken line showing of the sole, heel, heel cap, hanging chain, and hook is for illustrative purposes only and forms no part of the claimed design.

1 Claim, 6 Drawing Sheets





FIG. 1

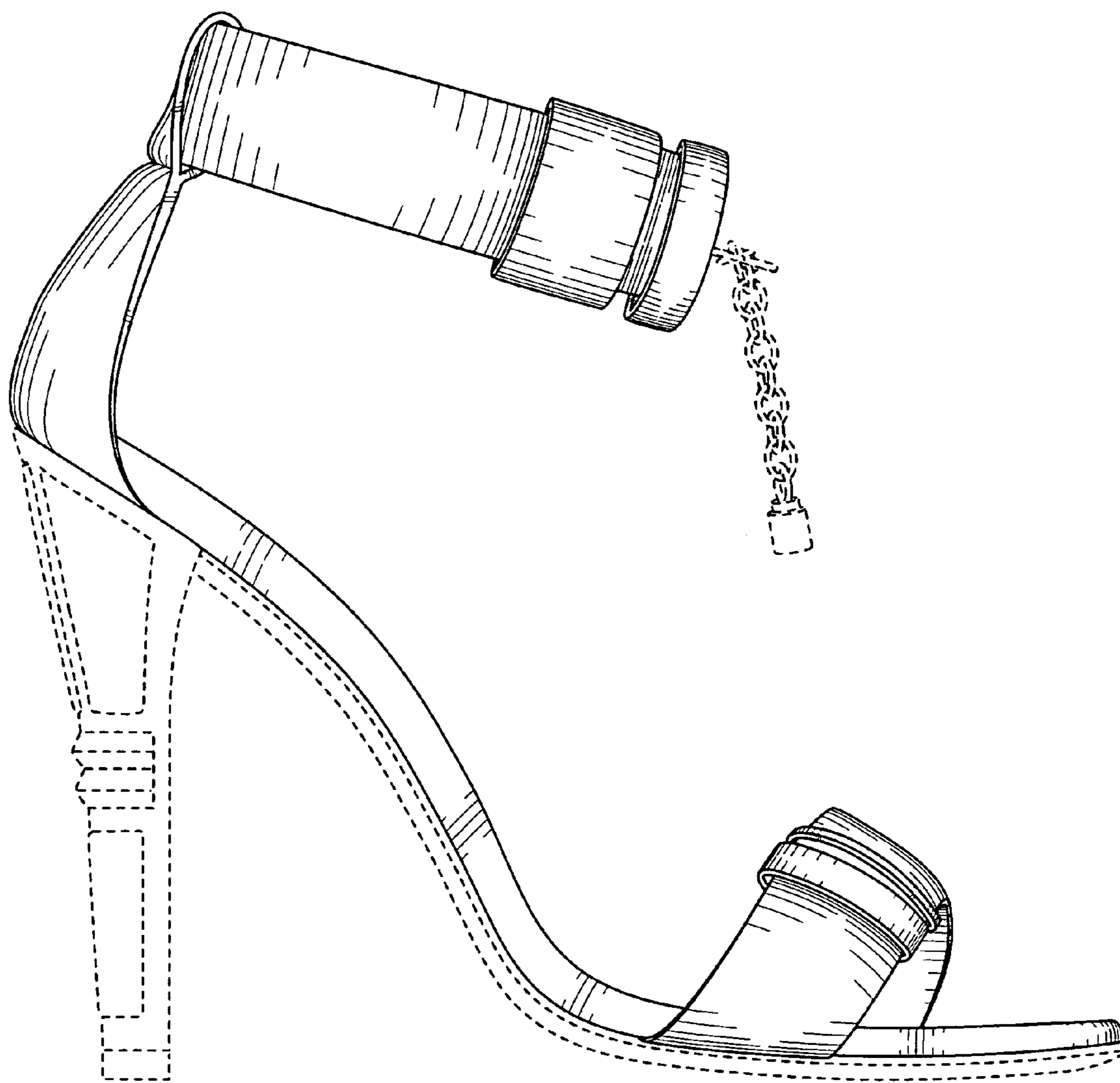


FIG. 2



FIG. 3

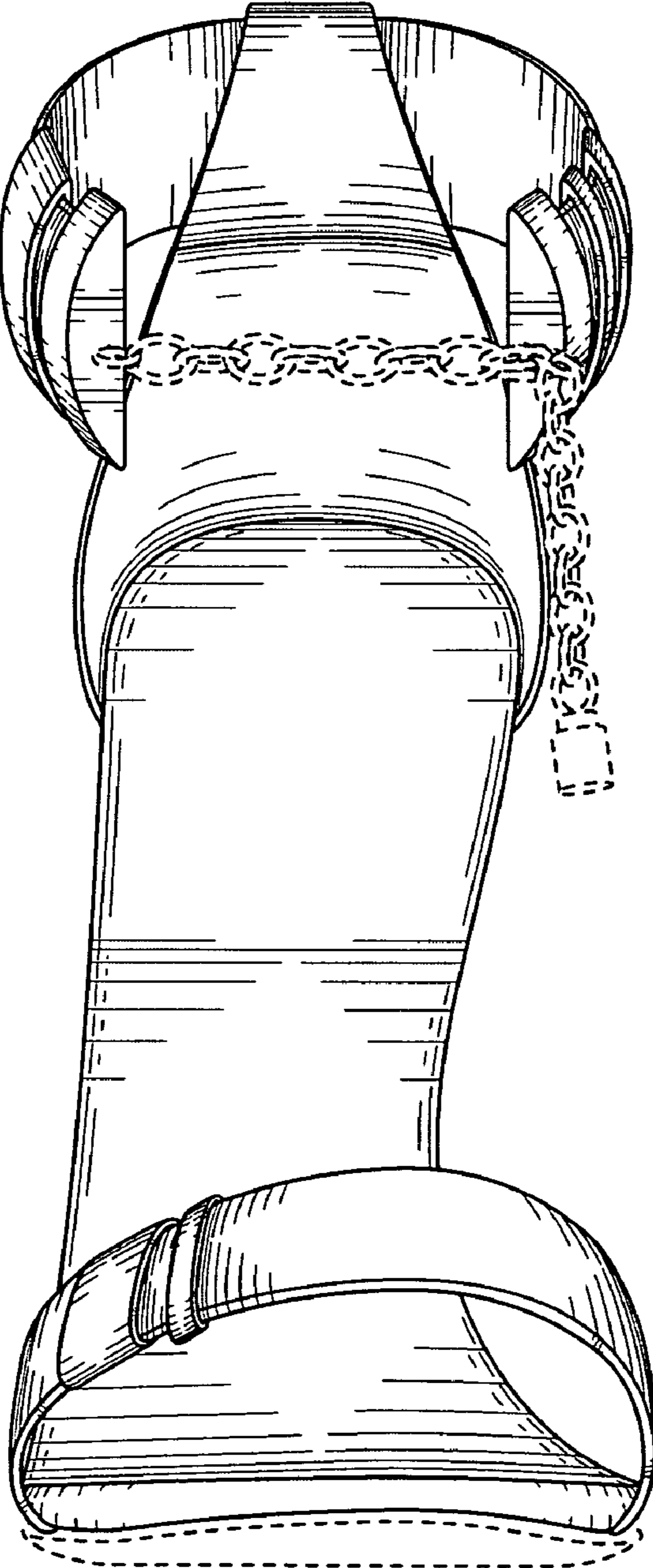


FIG. 4

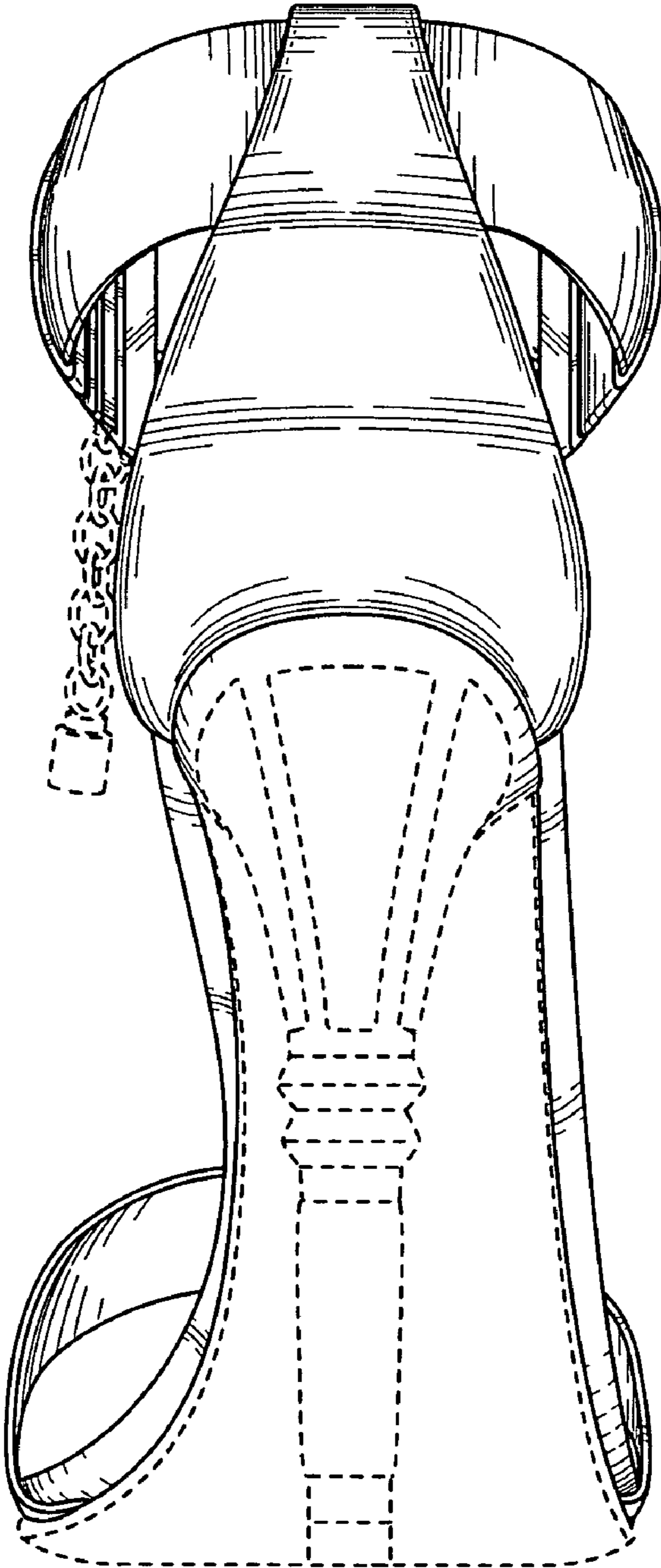


FIG. 5

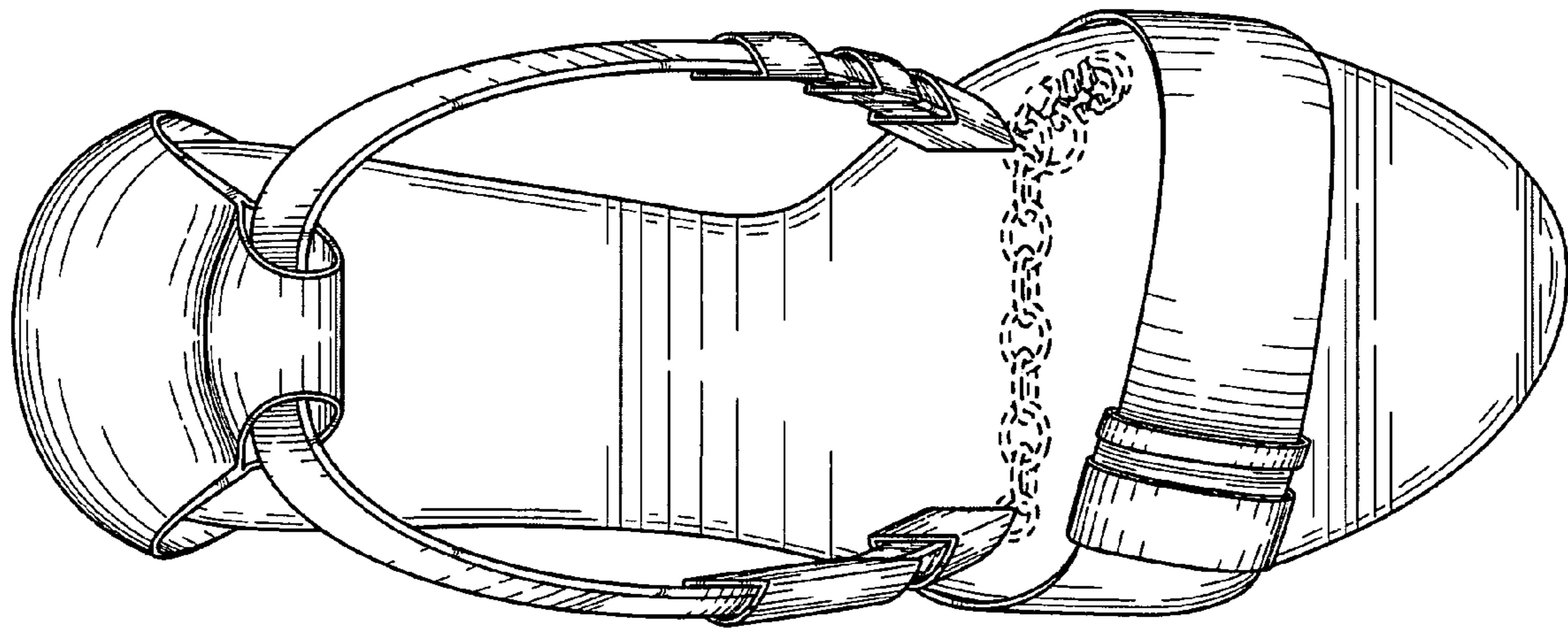


FIG. 6