



US00D600900S

(12) **United States Design Patent**
St-Louis et al.

(10) **Patent No.:** **US D600,900 S**

(45) **Date of Patent:** **** Sep. 29, 2009**

(54) **FOOTWEAR UPPER**

(75) Inventors: **Julie St-Louis**, Montreal (CA); **Manon Belley**, Laval (CA)

(73) Assignee: **Wolverine World Wide, Inc.**, Rockford, MI (US)

(**) Term: **14 Years**

(21) Appl. No.: **29/312,621**

(22) Filed: **Nov. 3, 2008**

(51) **LOC (9) Cl.** **02-99**

(52) **U.S. Cl.** **D2/969**

(58) **Field of Classification Search** D2/896,
D2/897, 902, 906-912, 943, 944, 969, 972-974;
36/45-49, 50.1, 77 M, 77 R, 83, 88, 113,
36/114, 126-131

See application file for complete search history.

(56) **References Cited**

U.S. PATENT DOCUMENTS

D447,617 S	9/2001	Matis et al	
D447,859 S	9/2001	Matis et al.	
D447,860 S	9/2001	Matis et al	
D458,741 S	6/2002	Rogers	
D487,960 S	4/2004	Bandini et at	
D499,537 S	12/2004	Robbins	
D502,799 S *	3/2005	Matis et al.	D2/969
D503,266 S *	3/2005	Schoenborn et al.	D2/969
D504,009 S	4/2005	Matis et al.	
D504,209 S *	4/2005	Matis et al.	D2/969
D504,763 S	5/2005	Matis et al.	
D505,779 S	6/2005	Matis et al	
D533,987 S	12/2006	Matis et al	
D535,463 S	1/2007	Matis et al.	
D543,682 S	6/2007	Matis et al	
D545,546 S	7/2007	Schoenborn et al.	
D545,550 S	7/2007	Matis et al.	
D546,043 S	7/2007	Belley et al.	

D551,836 S *	10/2007	Matis et al.	D2/969
D551,838 S *	10/2007	Brewer	D2/972
D563,654 S	3/2008	Schoenbom et al	
D563,655 S	3/2008	Matis et al.	
D578,287 S *	10/2008	Schoenborn	D2/969
D578,288 S *	10/2008	Banik	D2/969
D586,097 S *	2/2009	Duffy	D2/969
D593,301 S *	6/2009	St-Louis et al.	D2/969
D593,305 S *	6/2009	St-Louis et al.	D2/969
D594,207 S *	6/2009	Banik et al.	D2/969

OTHER PUBLICATIONS

Merrell Spring 2008 Catalog, pp. 30, 34, 35.
Merrell Spring 2009 Catalog, p. 16.

* cited by examiner

Primary Examiner—Dominic Simone

(74) *Attorney, Agent, or Firm*—Warner Norcross & Judd LLP

(57) **CLAIM**

The ornamental design for footwear upper, as shown and described.

DESCRIPTION

FIG. 1 is a perspective view of the footwear upper embodying the new design;

FIG. 2 is a top view thereof;

FIG. 3 is a right side view thereof;


FIG. 4 is a left side view thereof;

FIG. 5 is a front view thereof; and,

FIG. 6 is a rear view thereof.

FIGS. 1-6 show features of an article of footwear in phantom lines. These features are shown for environmental purposes and do not form any part of the claimed design. Further, the phantom lines immediately adjacent the solid-line portions of the design form the boundary of the design, with the phantom lines forming no part of the claimed design.

1 Claim, 4 Drawing Sheets



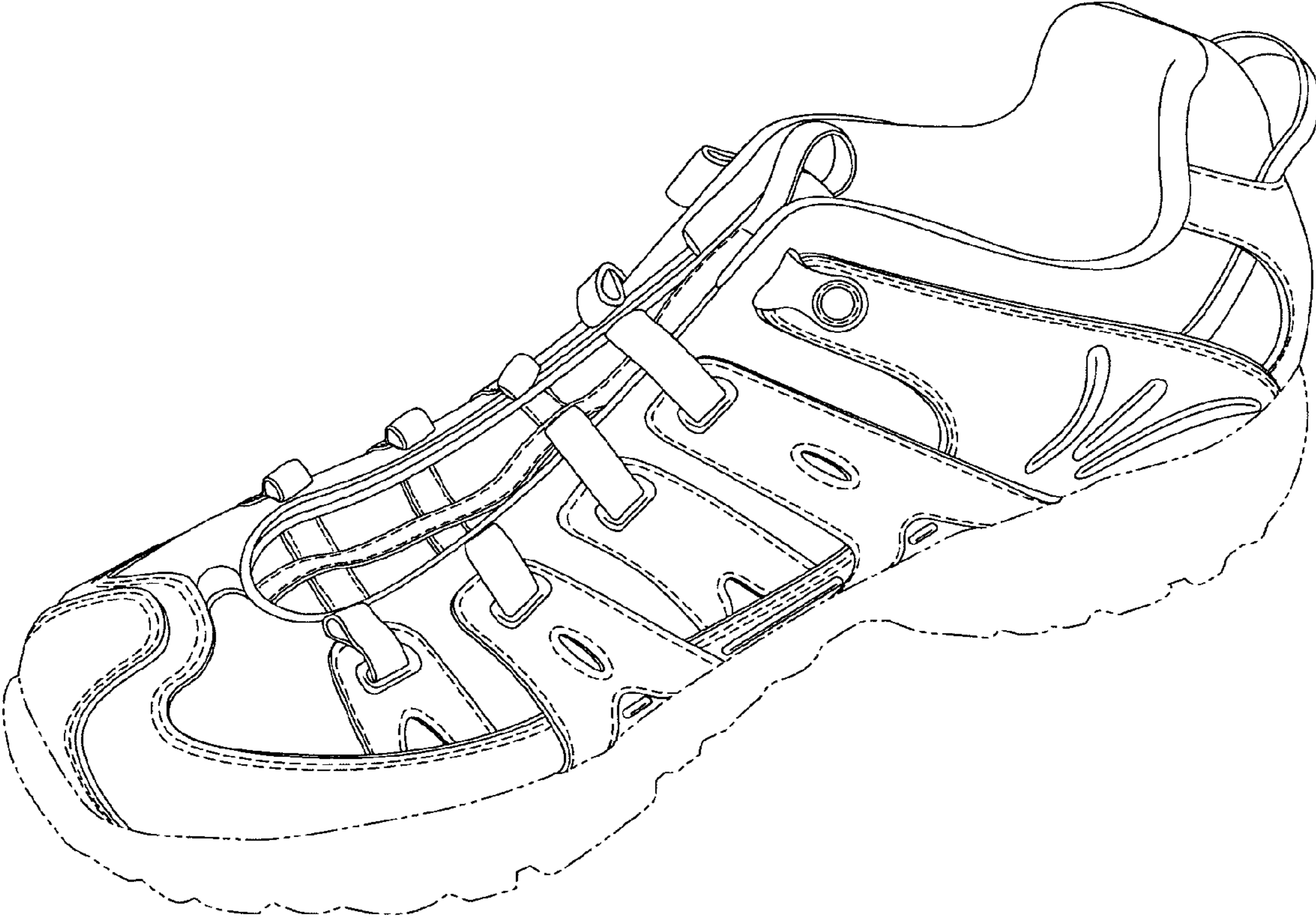


Fig.1

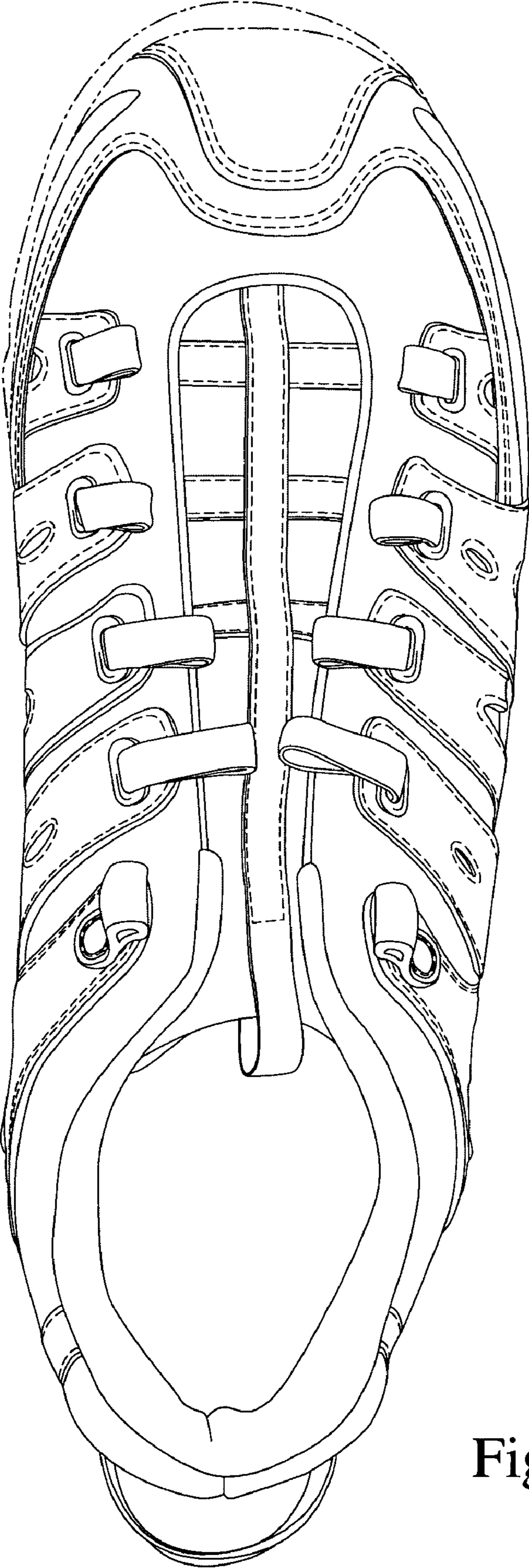


Fig.2

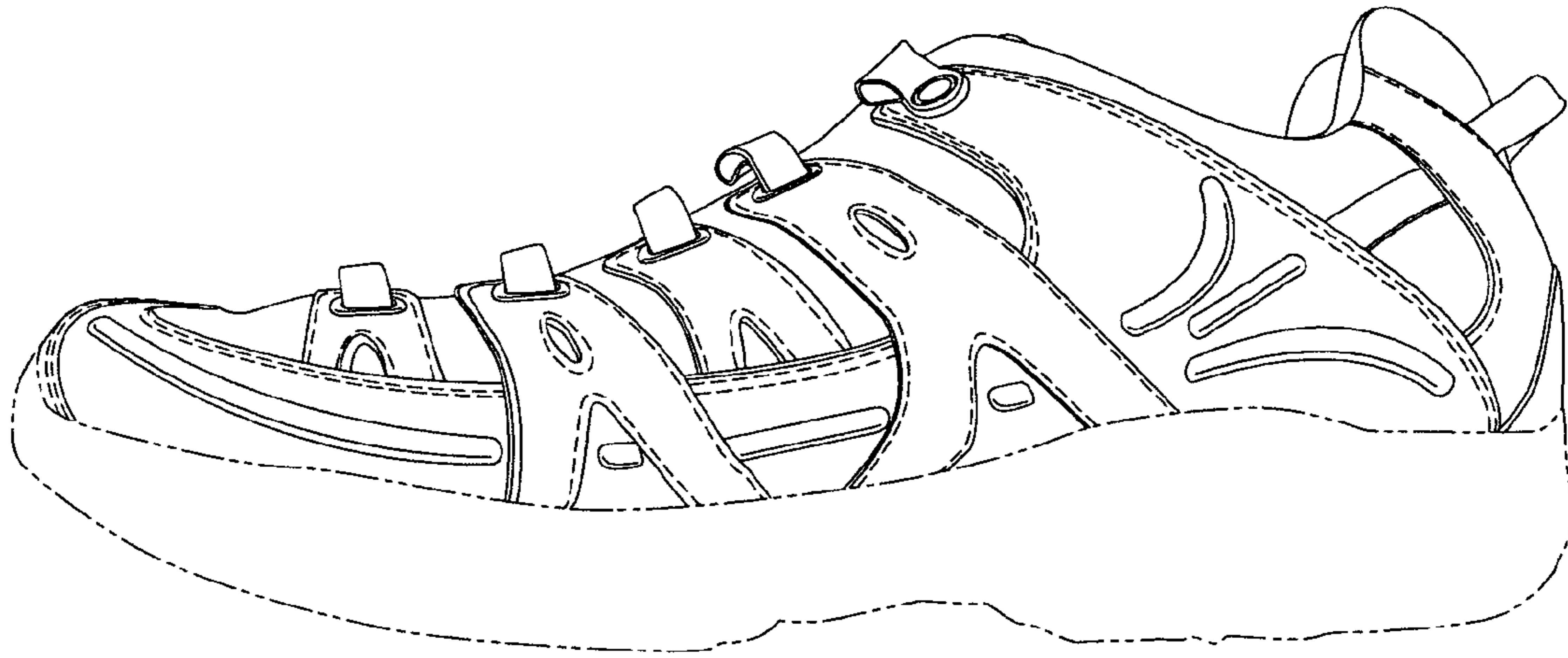


Fig.3

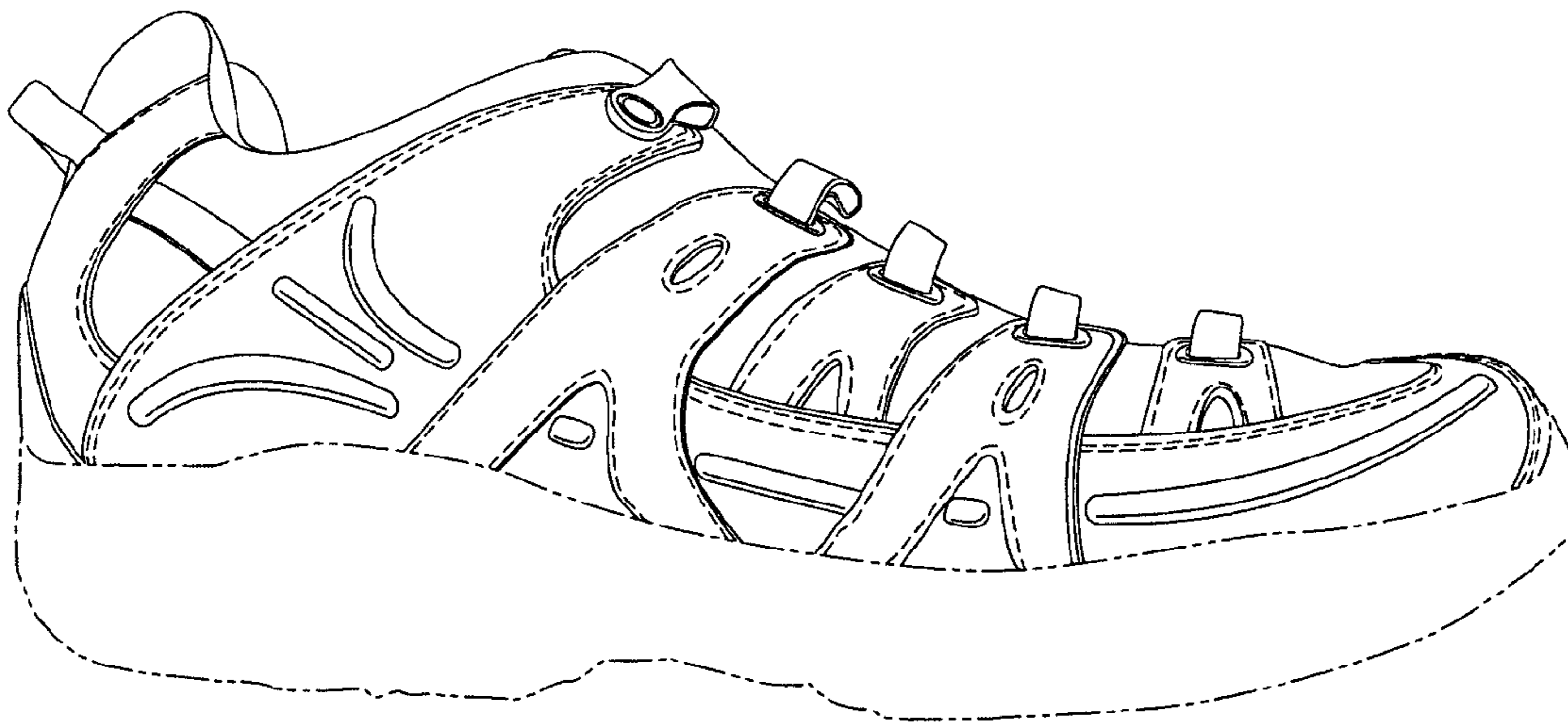


Fig.4

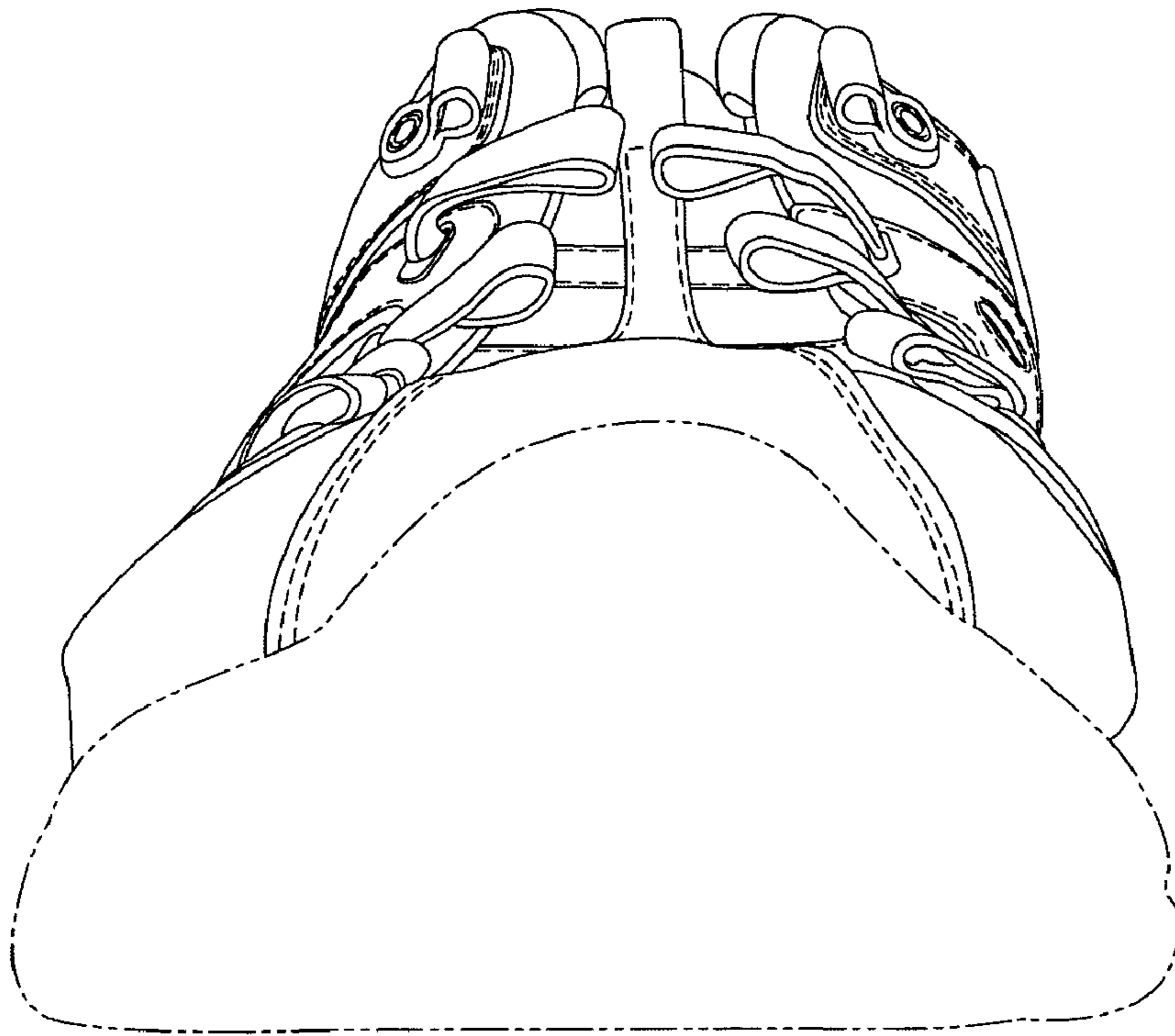


Fig.5

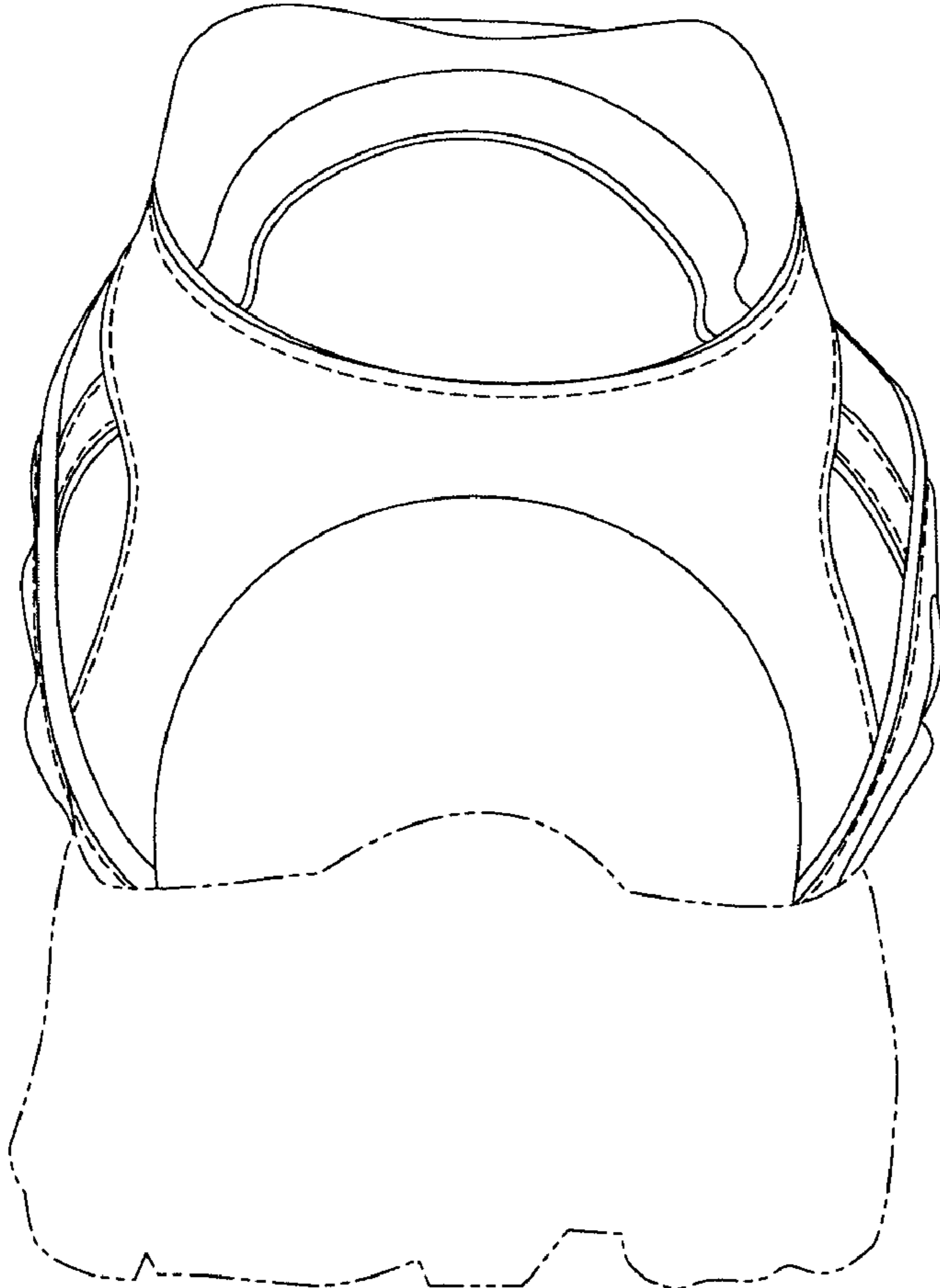


Fig.6