



US00D600897S

(12) **United States Design Patent**
St-Louis et al.

(10) **Patent No.:** **US D600,897 S**

(45) **Date of Patent:** **** Sep. 29, 2009**

(54) **FOOTWEAR UPPER**

(75) Inventors: **Julie St-Louis**, Montreal (CA); **Martin W. F. Dean**, St. Albans (GB); **Manon Belley**, Laval (CA)

(73) Assignee: **Wolverine World Wide, Inc.**, Rockford, MI (US)

(**) Term: **14 Years**

(21) Appl. No.: **29/312,615**

(22) Filed: **Nov. 3, 2008**

(51) **LOC (9) Cl.** **02-99**

(52) **U.S. Cl.** **D2/969**

(58) **Field of Classification Search** D2/896,
D2/897, 902, 906-912, 943, 944, 969, 972-974;
36/45-49, 50.1, 77 M, 77 R, 83, 88, 113,
36/114, 126-131

See application file for complete search history.

(56) **References Cited**

U.S. PATENT DOCUMENTS

D438,698 S	3/2001	Matis et al.	
D447,620 S	9/2001	Matis et al.	
D447,859 S	9/2001	Matis et al.	
D452,067 S	12/2001	Matis et al.	
D480,545 S	10/2003	Matis et al.	
D480,551 S	10/2003	Matis et al.	
D486,627 S	2/2004	Rogers et al.	
D503,268 S	3/2005	Belley et al.	
D504,762 S *	5/2005	Matis et al. D2/969
D504,763 S	5/2005	Matis et al.	
D511,883 S	11/2005	Matis	
D532,588 S	11/2006	Matis et al.	
D533,987 S	12/2006	Matis et al.	

D545,548 S *	7/2007	Belley et al. D2/969
D550,442 S *	9/2007	Matis et al. D2/969
D551,836 S *	10/2007	Matis et al. D2/969
D554,342 S	11/2007	St. Louis	
D578,290 S *	10/2008	Banik D2/969
D586,101 S *	2/2009	Banik D2/969

OTHER PUBLICATIONS

Merrell Fall 2007 Catalog, pp. 8, 9, 20.

* cited by examiner

Primary Examiner—Dominic Simone

(74) *Attorney, Agent, or Firm*—Warner Norcross & Judd LLP

(57) **CLAIM**

The ornamental design for footwear upper, as shown and described.

DESCRIPTION

FIG. 1 is a perspective view of the footwear upper embodying the new design;

FIG. 2 is a top view thereof;

FIG. 3 is a right side view thereof;

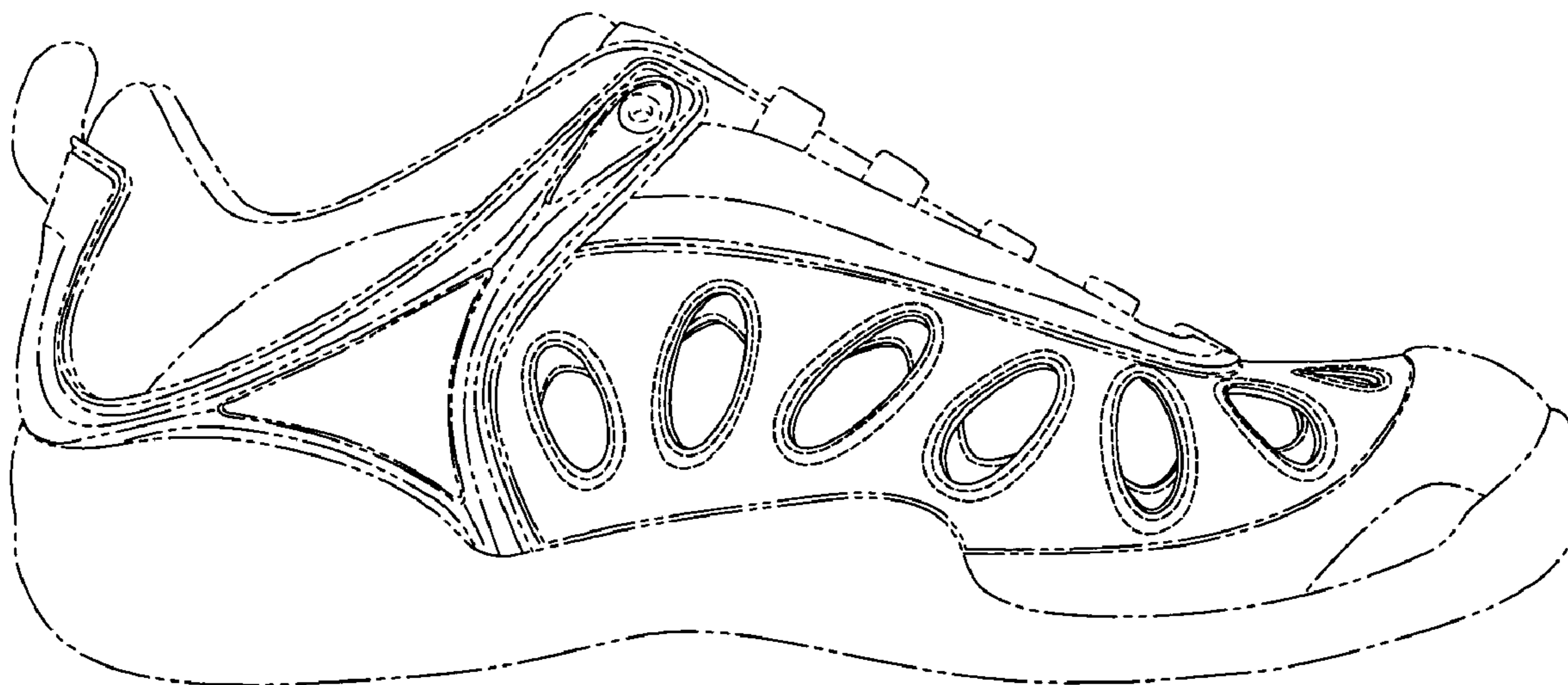
FIG. 4 is a left side view thereof;

FIG. 5 is a front view thereof; and,

FIG. 6 is a rear view thereof.

FIGS. 1-6 show features of an article of footwear in phantom lines. These features are shown for environmental purposes and do not form any part of the claimed design. Further, the phantom lines immediately adjacent the solid-line portions of the design form the boundary of the design, with the phantom lines forming no part of the claimed design.

1 Claim, 4 Drawing Sheets



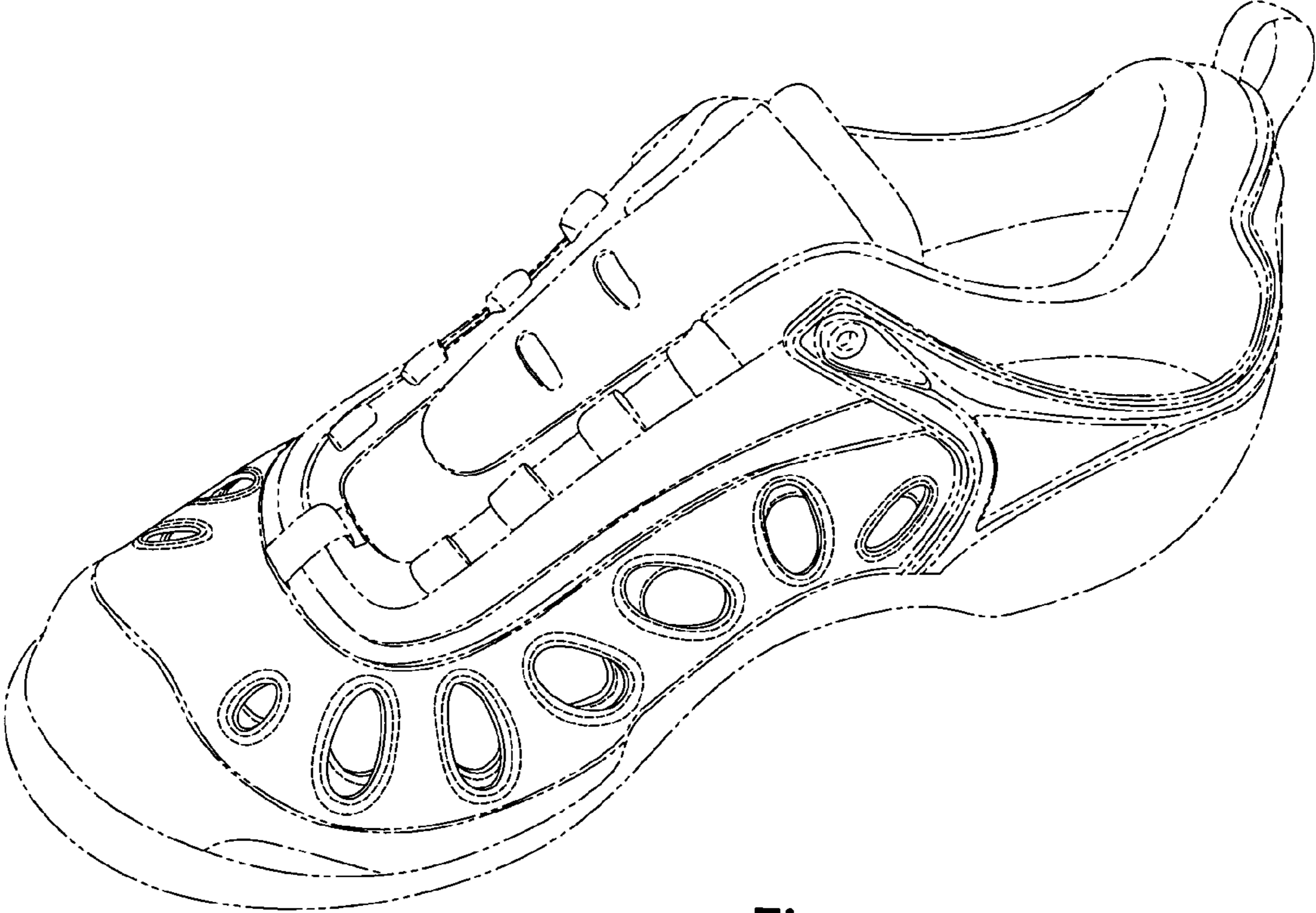


Fig. 1

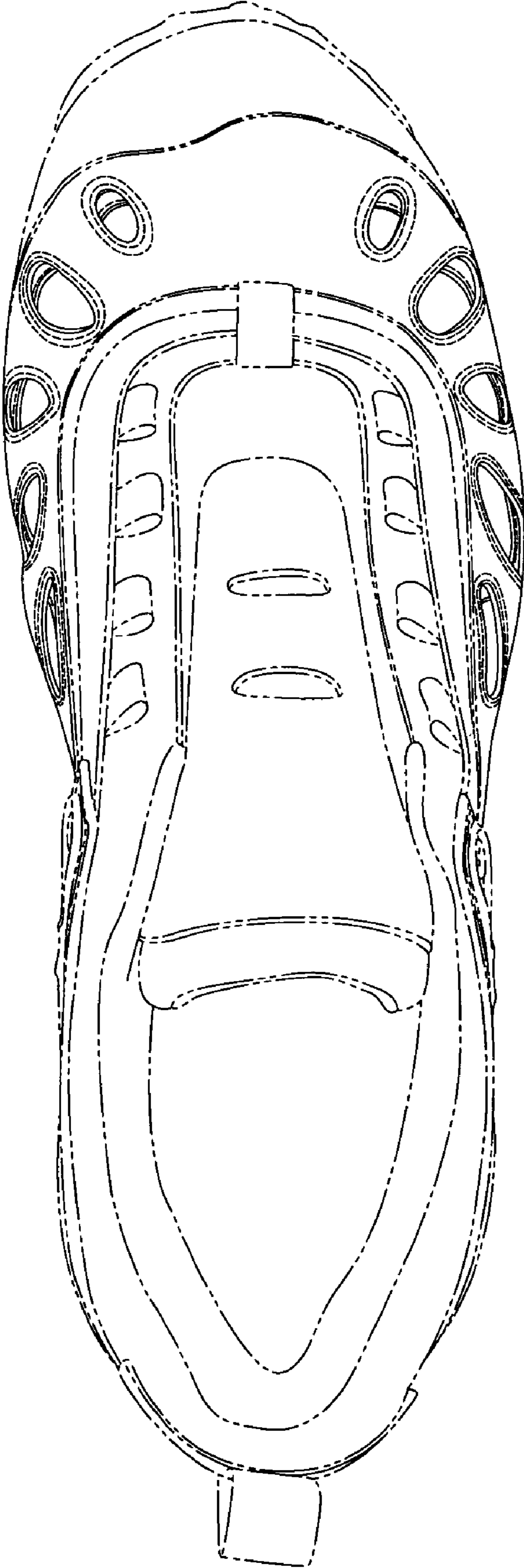


Fig. 2

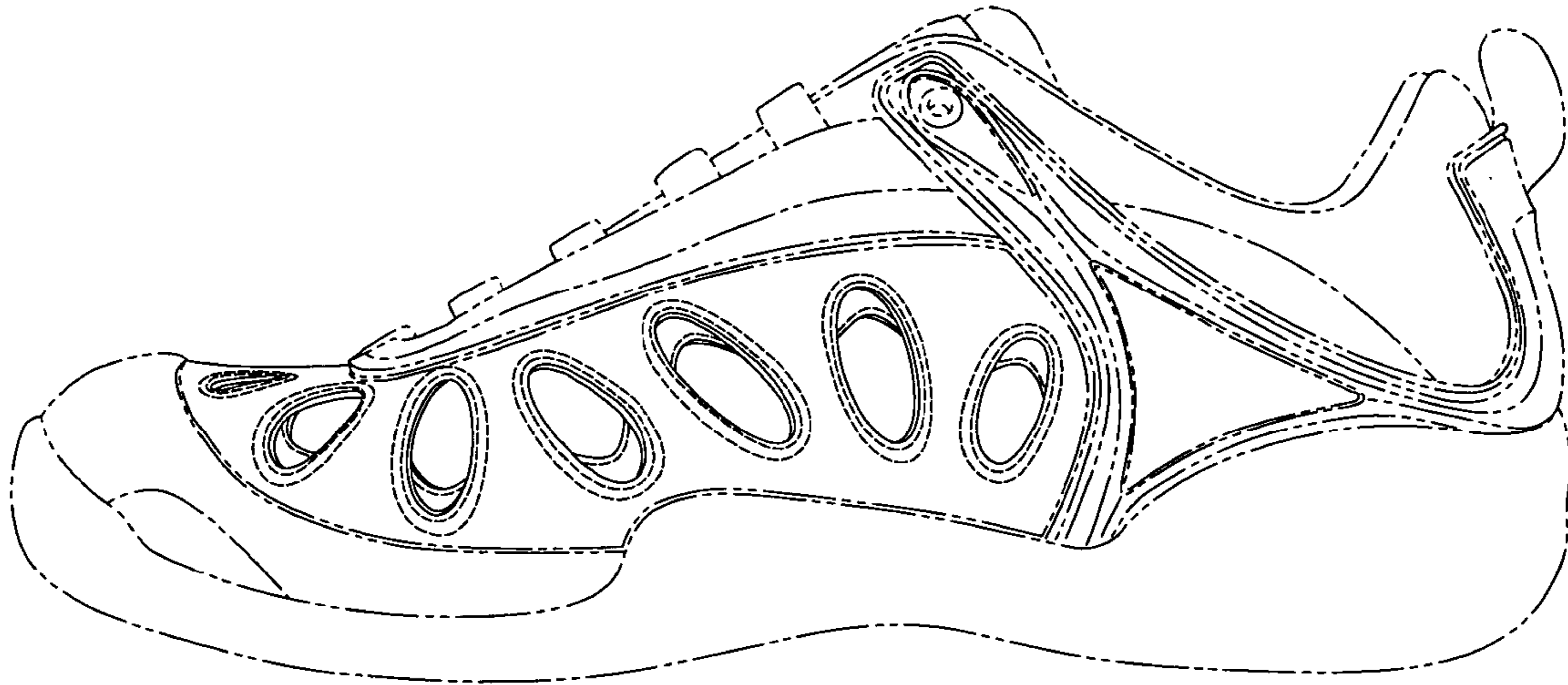


Fig. 3

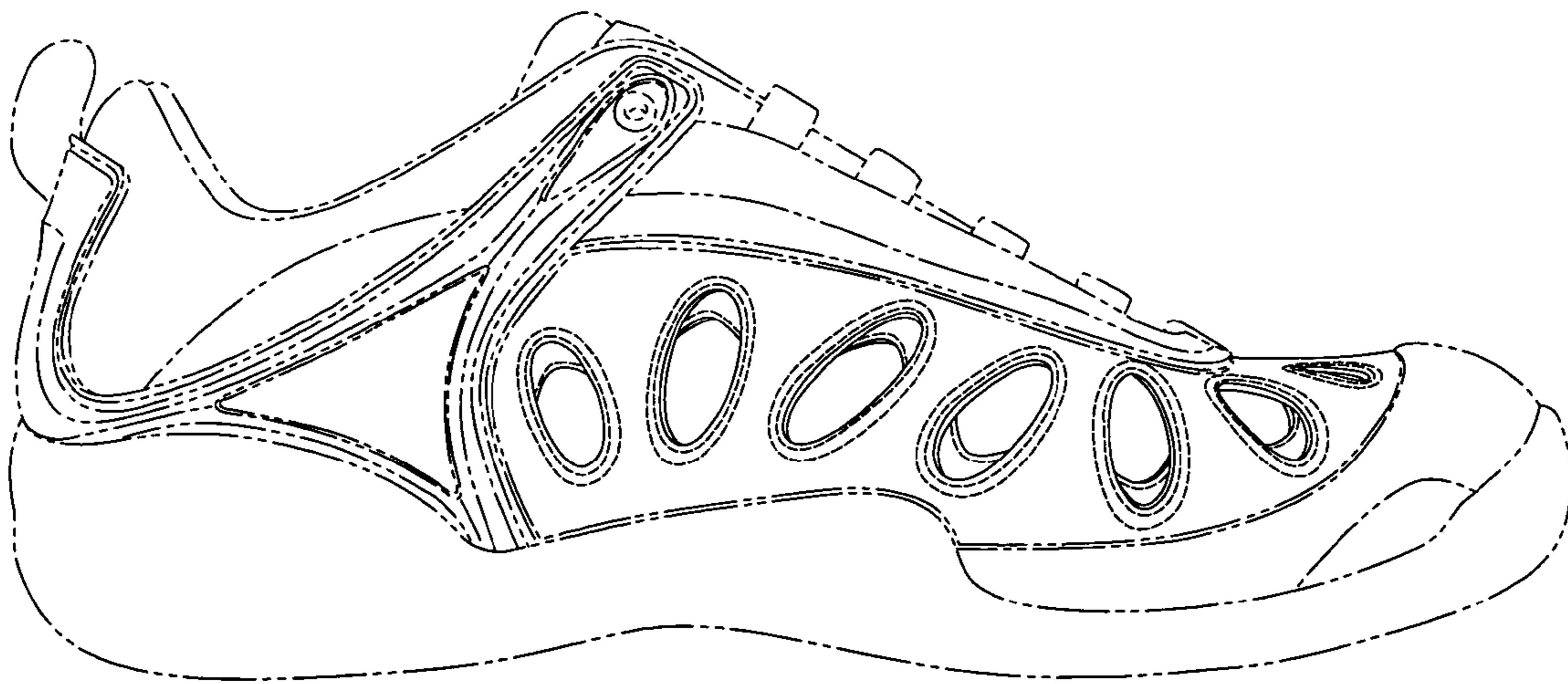


Fig. 4

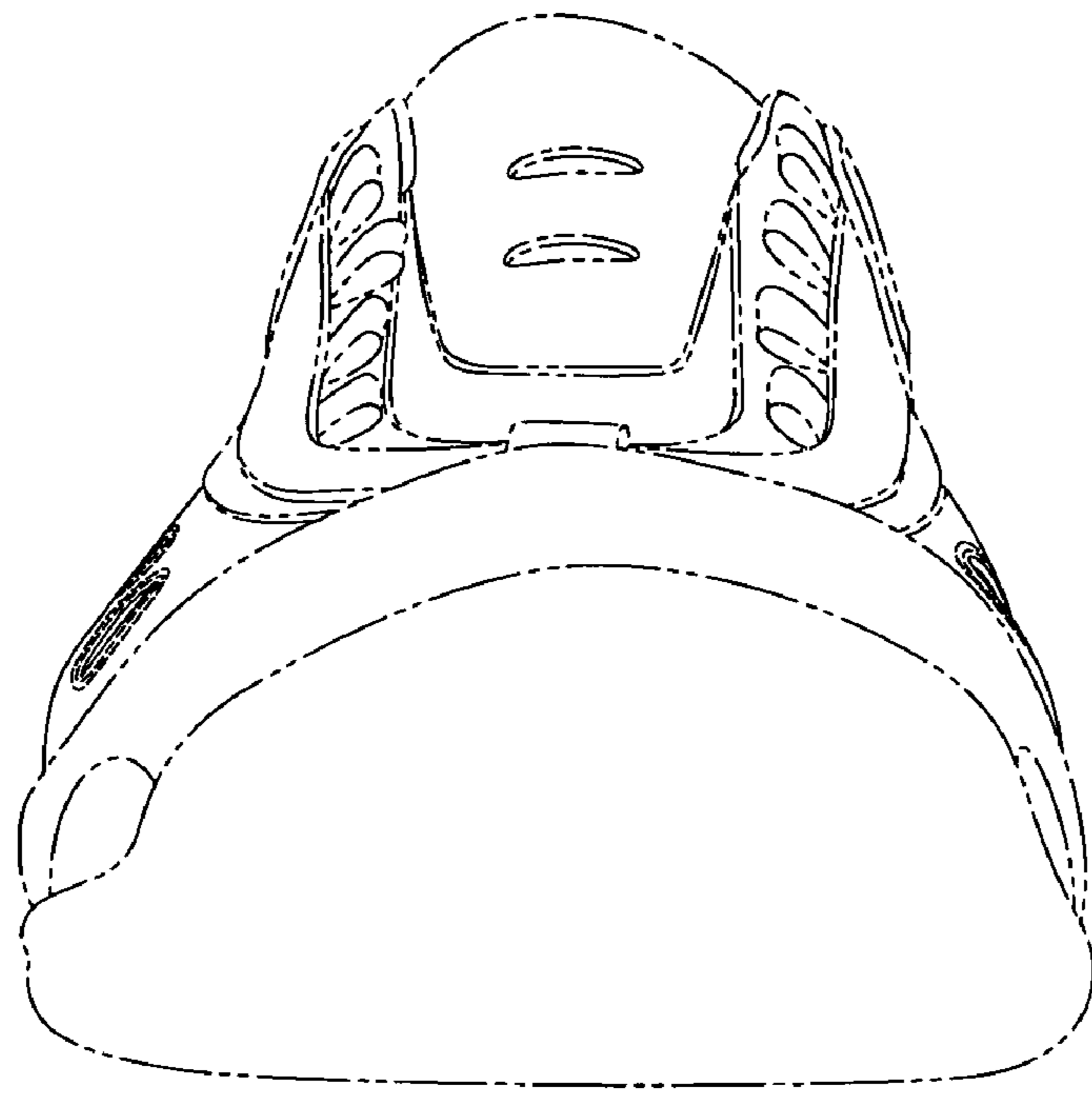


Fig. 5



Fig. 6