



US00D600896S

(12) **United States Design Patent**  
**St-Louis et al.**

(10) **Patent No.:** **US D600,896 S**

(45) **Date of Patent:** **\*\* Sep. 29, 2009**

(54) **FOOTWEAR UPPER**

(75) Inventors: **Julie St-Louis**, Montreal (CA); **Manon Belley**, Laval (CA); **Martin W. F. Dean**, St. Albans (GB)

(73) Assignee: **Wolverine World Wide, Inc.**, Rockford, MI (US)

(\*\*) Term: **14 Years**

(21) Appl. No.: **29/312,610**

(22) Filed: **Nov. 3, 2008**

(51) **LOC (9) Cl.** ..... **02-99**

(52) **U.S. Cl.** ..... **D2/969**

(58) **Field of Classification Search** ..... D2/896,  
D2/897, 902, 906-912, 943, 944, 969, 972-974;  
36/45-49, 50.1, 77 M, 77 R, 83, 88, 113,  
36/114, 126-131

See application file for complete search history.

(56) **References Cited**

**U.S. PATENT DOCUMENTS**

D388,950 S *	1/1998	Hewett et al.	.....	D2/969
D447,617 S	9/2001	Matis et al.		
D447,859 S	9/2001	Matis et al.		
D447,860 S	9/2001	Matis et al.		
D458,741 S	6/2002	Rogers		
D487,960 S	4/2004	Bandini et al.		
D504,009 S	4/2005	Matis et al.		
D504,762 S *	5/2005	Matis et al.	.....	D2/969
D504,763 S	5/2005	Matis et al.		
D511,883 S *	11/2005	Matis	.....	D2/969
D514,294 S *	2/2006	Matis	.....	D2/969
D517,297 S *	3/2006	Jones et al.	.....	D2/969
D533,987 S	12/2006	Matis et al.		

D535,463 S	1/2007	Matis et al.		
D545,550 S	7/2007	Matis et al.		
D560,895 S *	2/2008	St. Louis	.....	D2/969
D563,653 S	3/2008	Schoenborn et al.		
D563,655 S	3/2008	Matis et al.		
D578,287 S *	10/2008	Schoenborn	.....	D2/969
D593,310 S *	6/2009	St-Louis et al.	.....	D2/969

**OTHER PUBLICATIONS**

Merrell Spring 2008 Catalog, pp. 30, 34, 35.

\* cited by examiner

*Primary Examiner*—Dominic Simone

(74) *Attorney, Agent, or Firm*—Warner Norcross & Judd LLP

(57) **CLAIM**

The ornamental design for footwear upper, as shown and described.

**DESCRIPTION**

FIG. 1 is a perspective view of the footwear upper embodying the new design;

FIG. 2 is a top view thereof;

FIG. 3 is a right side view thereof;

FIG. 4 is a left side view thereof;

FIG. 5 is a front view thereof; and,

FIG. 6 is a rear view thereof.

FIGS. 1-6 show features of an article of footwear in phantom lines. These features are shown for environmental purposes and do not form any part of the claimed design. Further, the phantom lines immediately adjacent the solid-line portions of the design form the boundary of the design, with the phantom lines forming no part of the claimed design.

**1 Claim, 4 Drawing Sheets**






Fig. 1

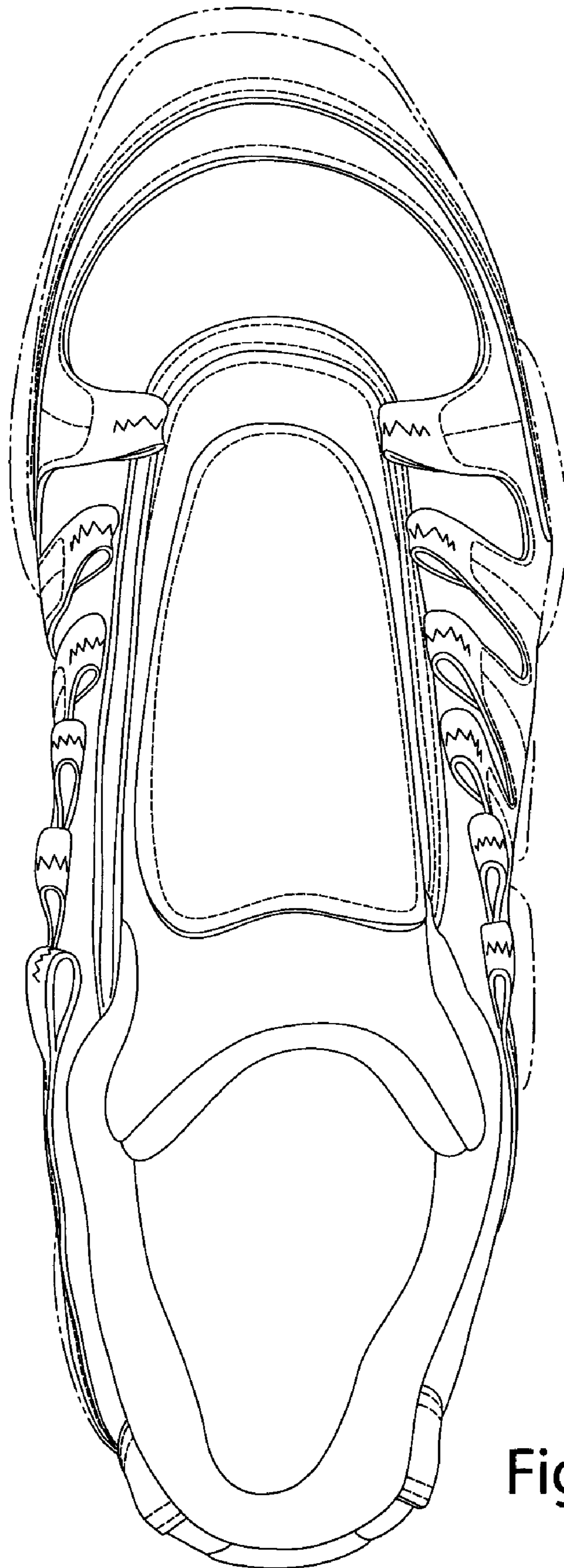


Fig. 2



Fig. 3




Fig. 4

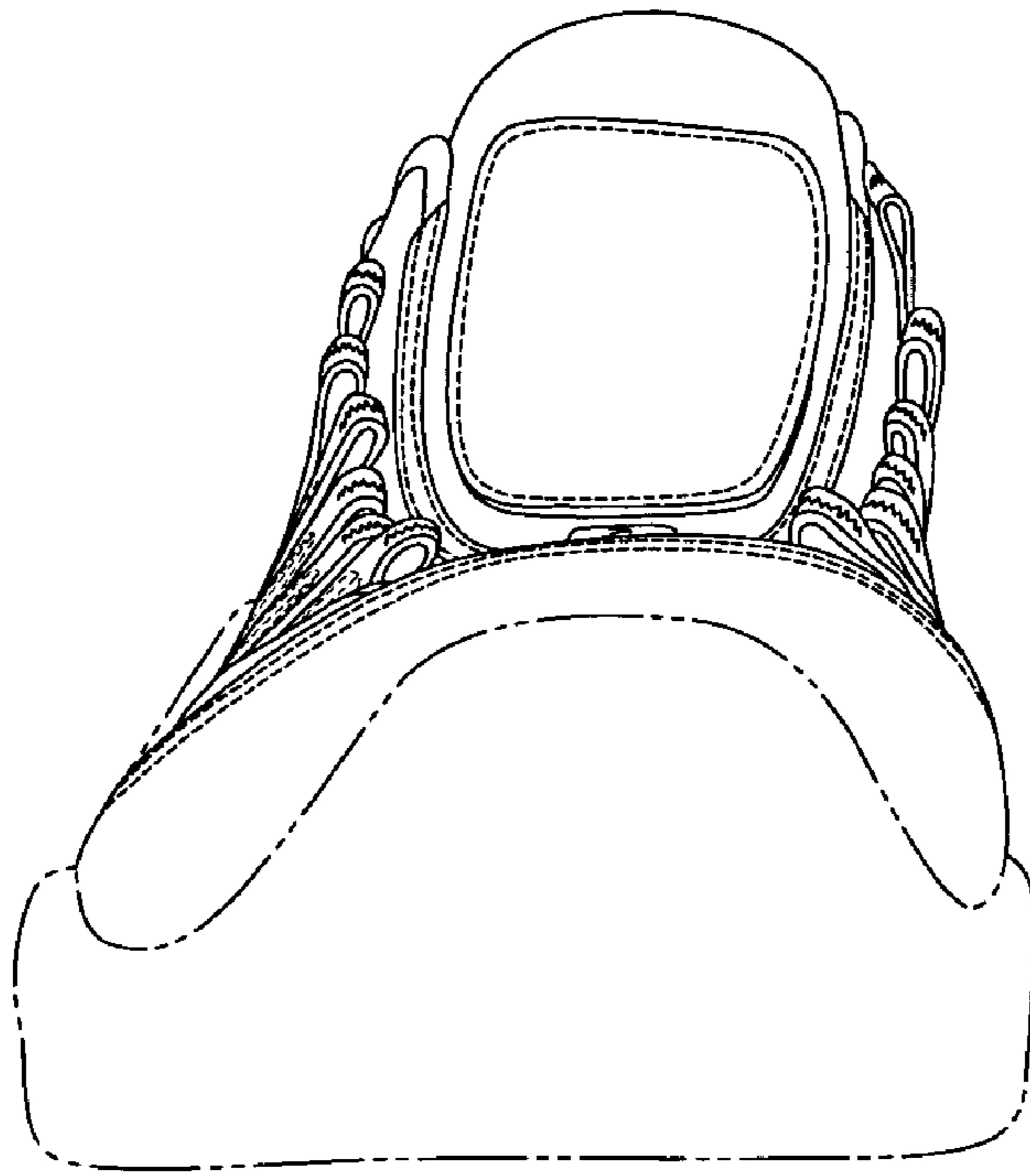


Fig. 5

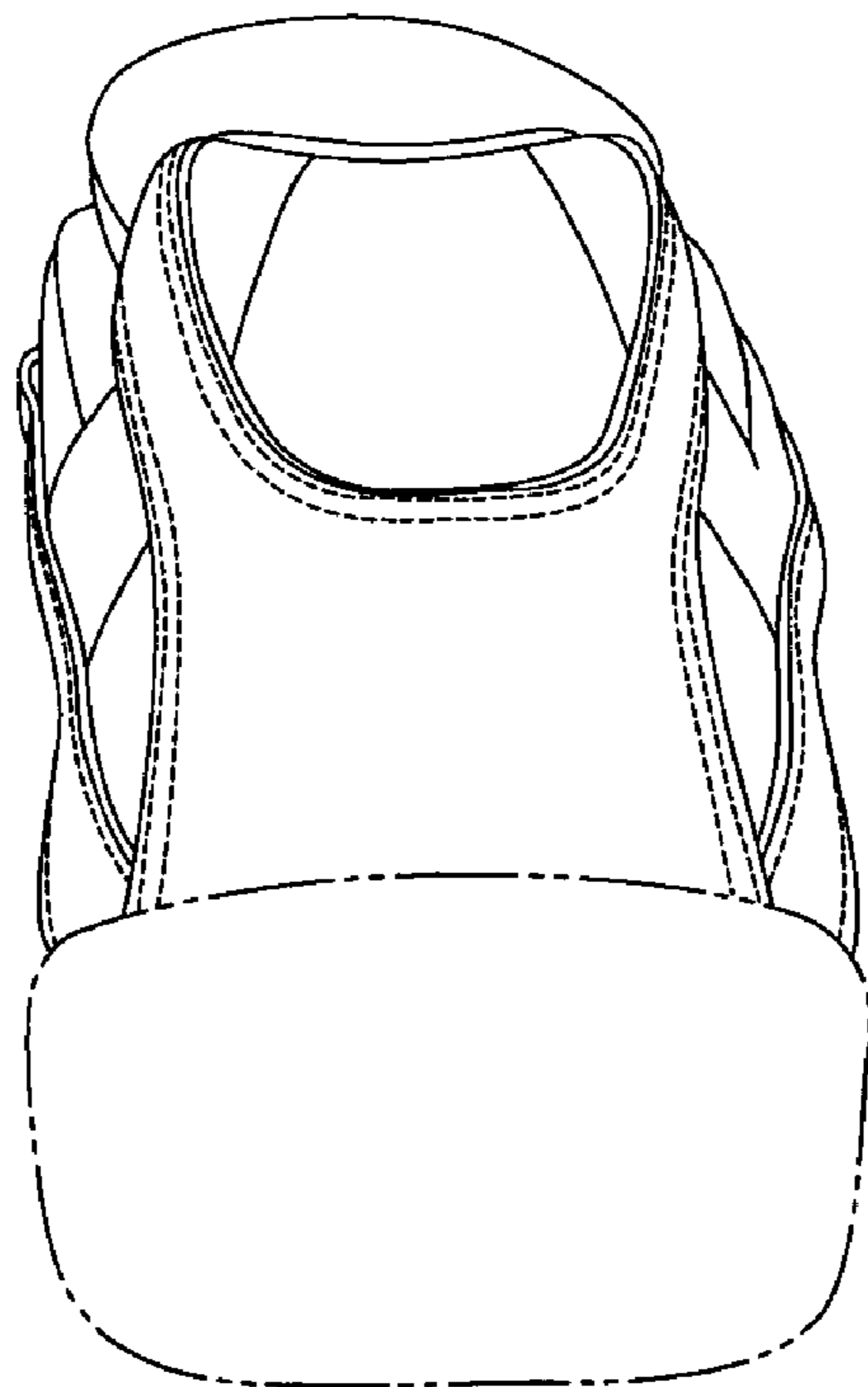


Fig. 6