



US00D600895S

(12) **United States Design Patent**
Morgan

(10) **Patent No.:** **US D600,895 S**

(45) **Date of Patent:** **** Sep. 29, 2009**

(54) **FOOTWEAR SOLE**

(75) Inventor: **Mark M. Morgan**, Rockford, MI (US)

(73) Assignee: **Wolverine World Wide, Inc.**, Rockford, MI (US)

(**) Term: **14 Years**

(21) Appl. No.: **29/333,940**

(22) Filed: **Mar. 18, 2009**

(51) **LOC (9) Cl.** **02-04**

(52) **U.S. Cl.** **D2/957; D2/951; D2/953; D2/960**

(58) **Field of Classification Search** D2/902, D2/906, 908, 947, 951-960; D5/1, 47.61; 36/3 B, 22 R, 24.5, 25 R, 28, 32 R, 67 A, 36/59 C, 103

See application file for complete search history.

(56) **References Cited**

U.S. PATENT DOCUMENTS

- D146,505 S * 3/1947 Kavenagh D2/957
- 2,722,756 A * 11/1955 Ecclesine 36/59 C
- D234,014 S * 12/1974 Traver et al. D2/959
- D334,464 S * 4/1993 Dodds D2/957
- D351,718 S * 10/1994 Novy D2/959
- D363,371 S * 10/1995 Werman D2/957
- D364,265 S * 11/1995 Murray D2/951
- 5,784,736 A 7/1998 Issler et al.
- D398,144 S * 9/1998 Egelja D2/960
- D402,095 S * 12/1998 Cretinon D2/957
- 6,029,301 A 2/2000 Issler et al.
- D432,294 S * 10/2000 Wilson D2/960
- D433,790 S * 11/2000 Oliver D2/957
- D439,032 S * 3/2001 Kung D2/960
- D440,748 S * 4/2001 Morgan D2/957
- D449,428 S * 10/2001 McClaskie D2/957
- D460,608 S * 7/2002 Laberge et al. D2/957
- D468,083 S * 1/2003 Morais D2/960

- D475,183 S * 6/2003 McClaskie D2/957
- 6,574,886 B1 6/2003 Issler
- 6,601,319 B1 8/2003 Clements

(Continued)

OTHER PUBLICATIONS

- 1997 CAT Footwear Catalog, p. 37.
- Merrell Sandals Spring, Summer Catalog 1996, p. 4.
- 1998 Hy-Test Catalog, p. 69.
- Spring 2000 Merrell Performance Footwear Catalog, p. 41.
- Harley Davidson 2000 Catalog, p. 33.
- Patagonia Spring 2007 Catalog, p. 18.
- CAT Winter 2007 Catalog, p. 3.
- Hy-Test 2007 Catalog, p. 73.
- Bates 2007 Catalog, p. 20.
- Wolverine 2000 Catalog, Rubber Section, p. 1.

Primary Examiner—Celia A Murphy

(74) *Attorney, Agent, or Firm*—Warner Norcross & Judd LLP

(57) **CLAIM**

The ornamental design for footwear sole, as shown and described.

DESCRIPTION

FIG. 1 is a perspective view of the footwear sole embodying the new design;

FIG. 2 is a bottom view thereof;

FIG. 3 is a right side view thereof;

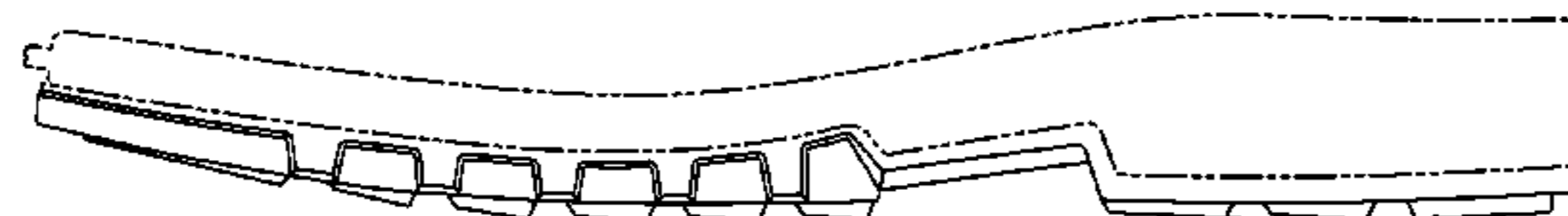
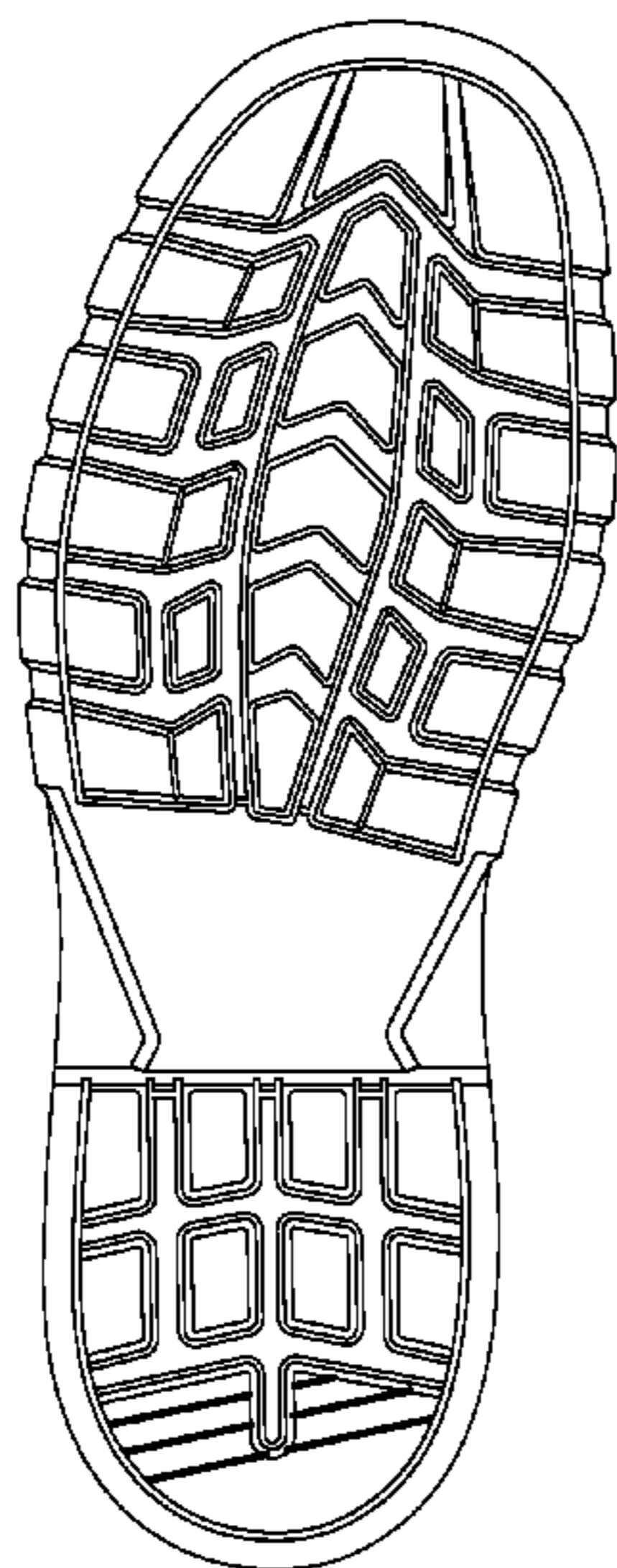
FIG. 4 is a left side view thereof;

FIG. 5 is a front view thereof; and,

FIG. 6 is a rear view thereof.

FIGS. 1-6 show features of an article of footwear in phantom lines. These features are shown for environmental purposes and do not form any part of the claimed design. Further, the phantom lines immediately adjacent the solid-line portions of the design form the boundary of the design, with the phantom lines forming no part of the claimed design.

1 Claim, 4 Drawing Sheets



US D600,895 S

Page 2

U.S. PATENT DOCUMENTS

D487,840 S *	3/2004	Hillyer	D2/960	D530,492 S *	10/2006	McClaskie	D2/957
D499,536 S *	12/2004	Castleberry	D2/960	7,197,840 B2	4/2007	Nakano	
D501,708 S *	2/2005	Andrews-Kramer	D2/960	D547,038 S *	7/2007	Nakano	D2/957
D504,205 S *	4/2005	Andrews-Kramer	D2/960	D551,834 S *	10/2007	Favreau et al.	D2/957
D509,049 S *	9/2005	McClaskie	D2/957	D554,840 S *	11/2007	McClaskie	D2/960
7,010,867 B2	3/2006	Brown		D554,841 S *	11/2007	McClaskie	D2/960
7,076,889 B2	7/2006	Palmer et al.		D576,395 S *	9/2008	Earle	D2/957
7,096,602 B2	8/2006	Palmer et al.		D592,848 S *	5/2009	Morgan	D2/957
				D593,291 S *	6/2009	Chen	D2/953

* cited by examiner



Fig. 1

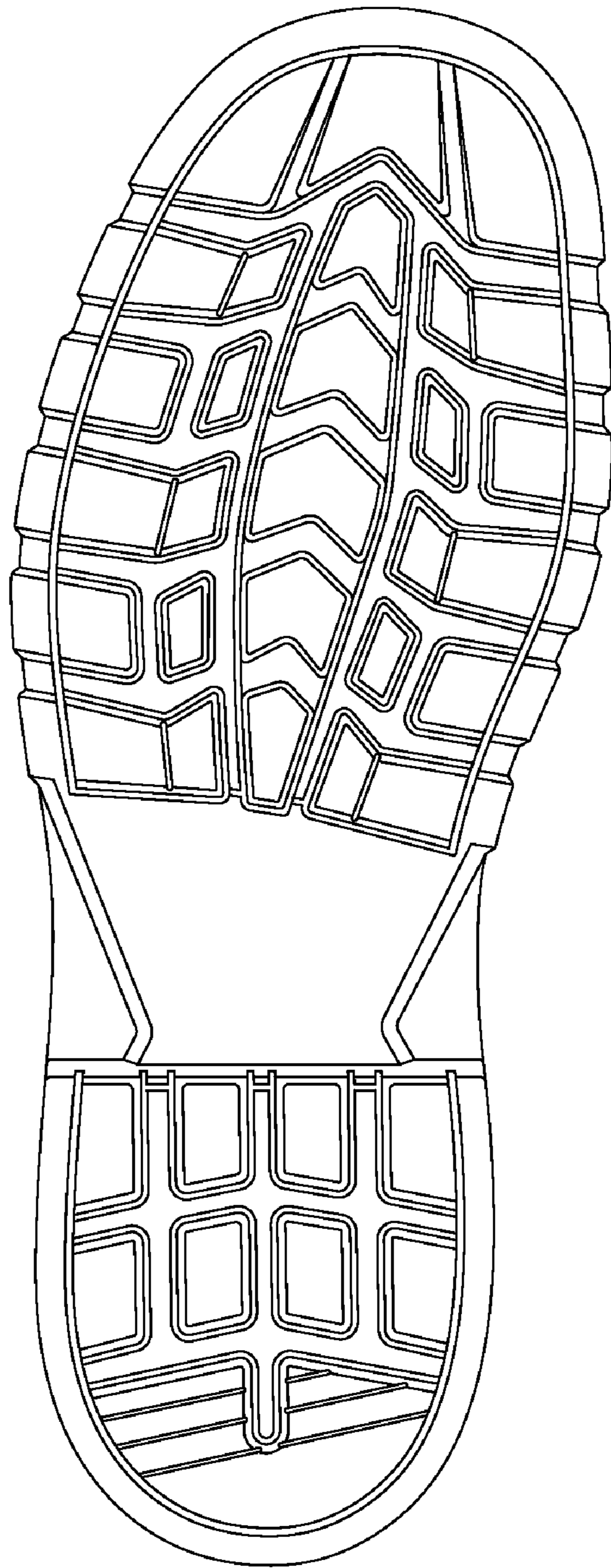


Fig. 2

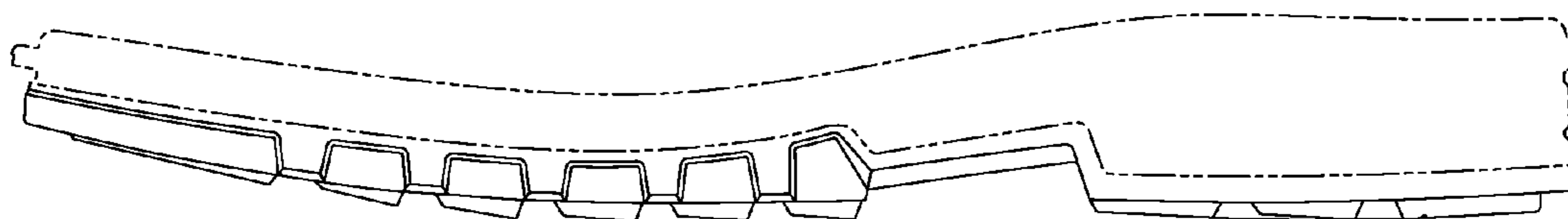


Fig. 3

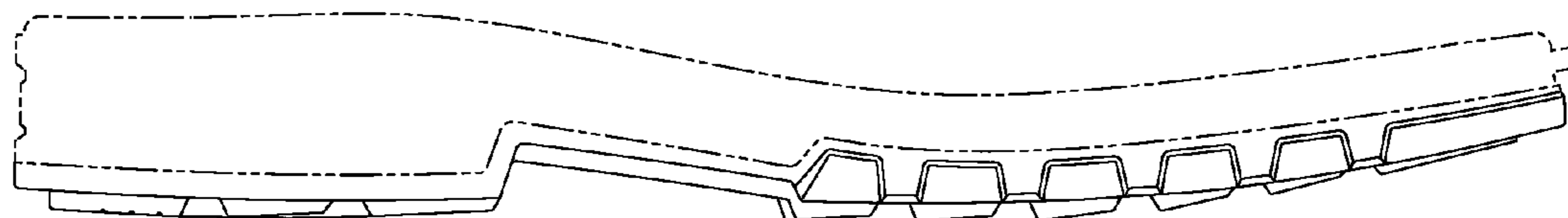


Fig. 4

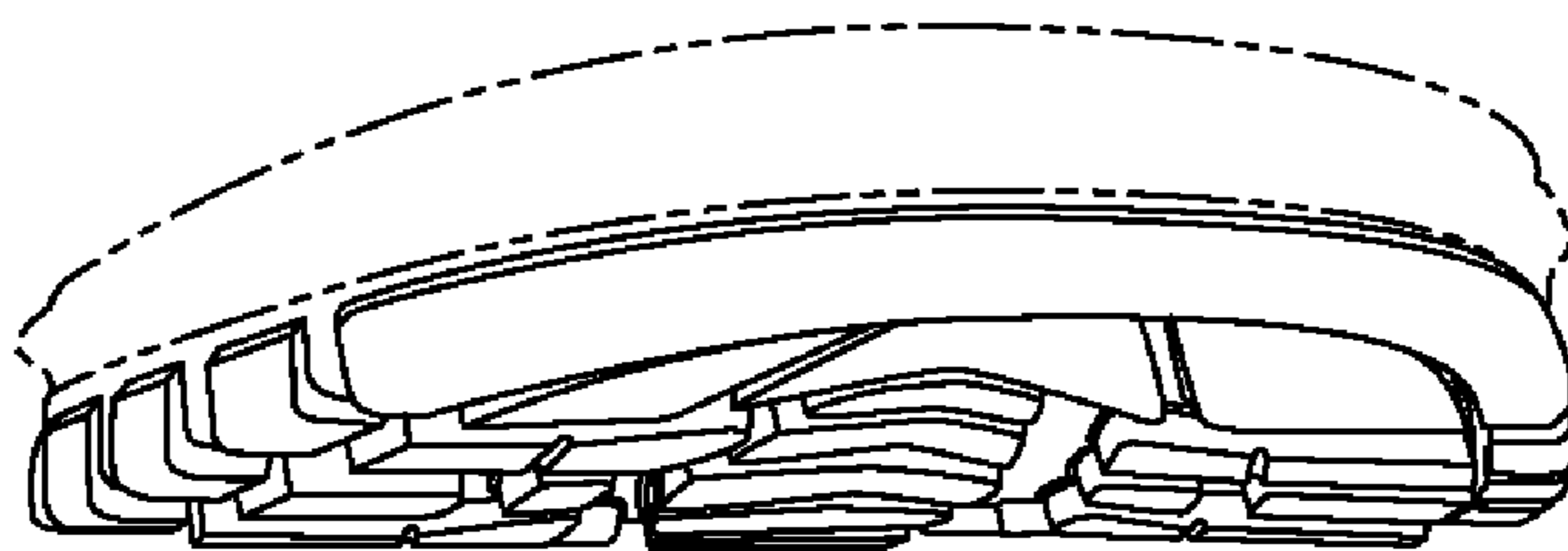


Fig. 5




Fig. 6