



US00D600887S

(12) **United States Design Patent**
Williams et al.

(10) **Patent No.:** **US D600,887 S**

(45) **Date of Patent:** **** Sep. 29, 2009**

(54) **GARMENT**

(76) Inventors: **Hien L. Williams**, 2889 Country La., Eugene, OR (US) 97401; **Becky J. Brown**, 4075 Aerial Way #38, Eugene, OR (US) 97402

(**) Term: **14 Years**

(21) Appl. No.: **29/331,381**

(22) Filed: **Jan. 23, 2009**

(51) **LOC (9) Cl.** **02-02**

(52) **U.S. Cl.** **D2/839**

(58) **Field of Classification Search** D2/739,
D2/750-752, 755, 828-831, 839, 860; 2/84-86,
2/90, 93, 95-97, 102, 108

See application file for complete search history.

(56) **References Cited**

U.S. PATENT DOCUMENTS

2,086,325	A *	7/1937	Frankel	2/84
D161,540	S	1/1951	Russfield		
4,476,587	A *	10/1984	Itoi	2/94
D277,049	S *	1/1985	Peyser	D2/831
4,573,218	A *	3/1986	Saggs	2/93
4,825,471	A	5/1989	Jennings		
D368,353	S	4/1996	McCrudden		
D373,673	S	9/1996	Colling		
D385,386	S	10/1997	Lancaster		
D390,339	S	2/1998	Dipietro		
D394,338	S	5/1998	Lacey		
D398,139	S	9/1998	Galgon		
D410,317	S	6/1999	Alexander		
D417,333	S	12/1999	Re		
D421,329	S	3/2000	Adams		
D439,029	S *	3/2001	Goldman	D2/831
D441,517	S	5/2001	Shaffer		

D479,902	S *	9/2003	Brown	D2/831
D499,309	S	12/2004	Hicks		
6,848,118	B2 *	2/2005	Barnes et al.	2/108
D509,947	S	9/2005	Fortune		
D512,204	S *	12/2005	Thomas et al.	D2/831
D518,275	S	4/2006	Hurt		
D535,456	S	1/2007	Anderson		
D564,181	S	3/2008	Lafontaine		
D570,577	S *	6/2008	Keppler	D2/750
D573,777	S	7/2008	Rogers		
D579,178	S	10/2008	Snyder		

* cited by examiner

Primary Examiner—Ian Simmons

Assistant Examiner—R. Johnson

(74) *Attorney, Agent, or Firm*—QuickPatents, Inc.; Kevin Prince

(57) **CLAIM**

We claim the ornamental design for a garment, as shown and described.

DESCRIPTION

FIG. 1 is a perspective view of a garment showing my new design;

FIG. 2 is a front elevational view thereof;

FIG. 3 is a rear elevational view thereof;

FIG. 4 is a left-side elevational view thereof, the right-side elevational view being a mirror image thereof;

FIG. 5 is a top plan view thereof;

FIG. 6 is a bottom plan view thereof; and,

FIG. 7 is an inside-out view thereof.

The broken lines on the surface of the garment in FIGS. 1, 2 and 4-7 represent stitching.

1 Claim, 6 Drawing Sheets





FIG. 1



FIG. 2



FIG. 3




FIG. 4

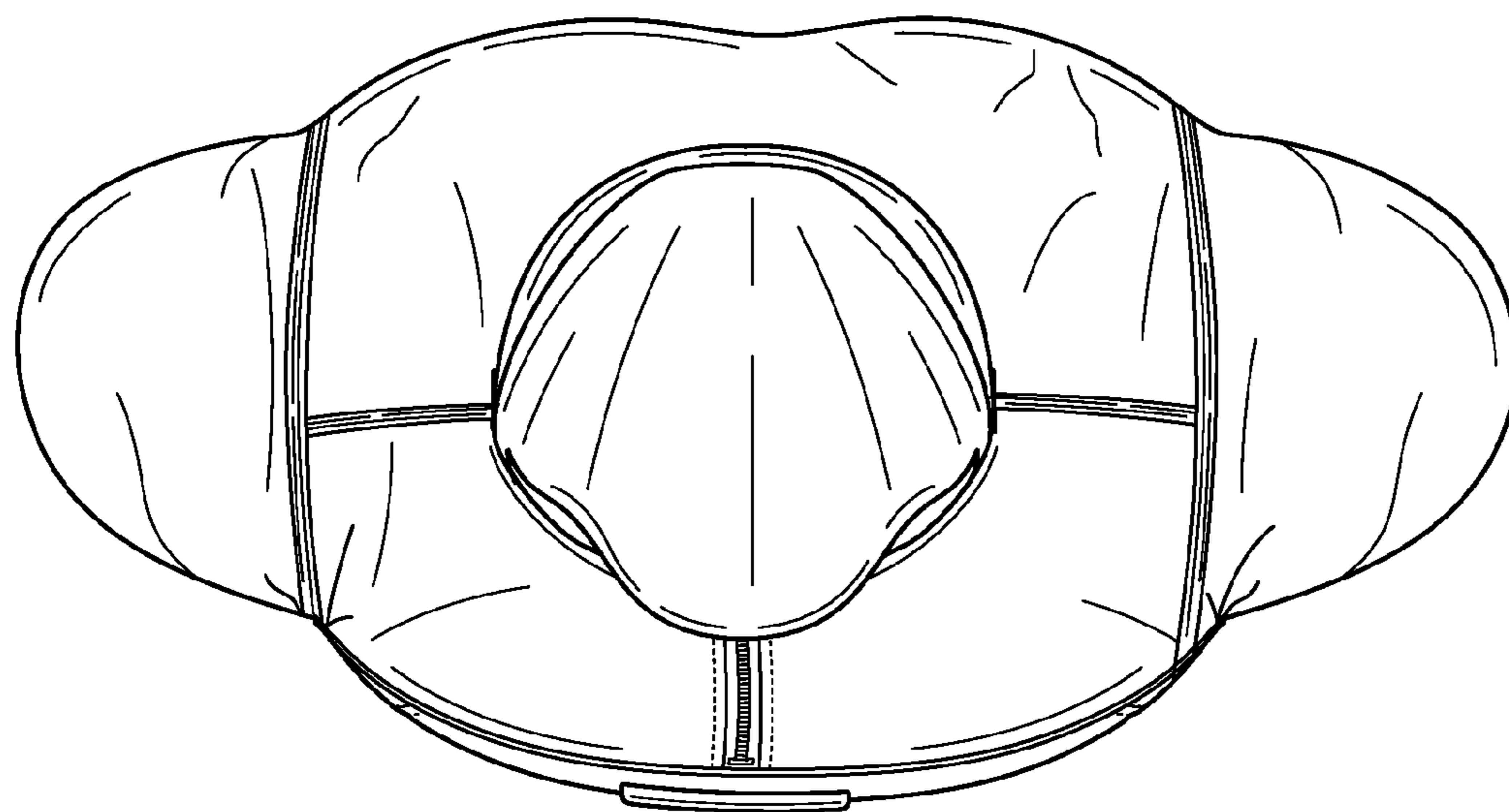


FIG. 5

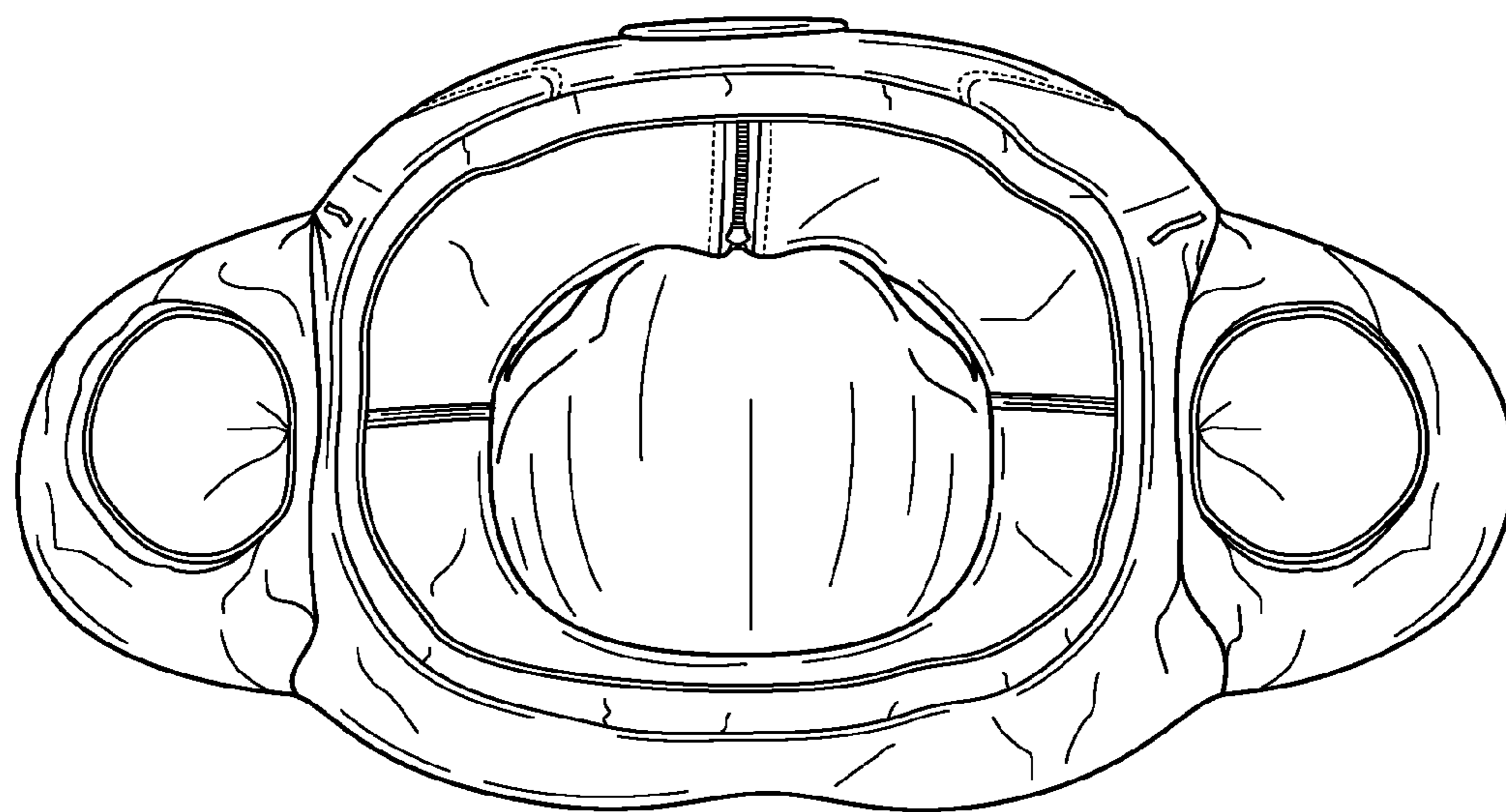


FIG. 6



FIG. 7