



US00D600880S

(12) **United States Design Patent**  
**Waldman**

(10) **Patent No.:** **US D600,880 S**

(45) **Date of Patent:** **\*\* Sep. 29, 2009**

(54) **WOMENS SWIMSUIT**

(75) Inventor: **Mark Waldman**, Annandale, NJ (US)

(73) Assignee: **Mainstream Swimsuits, Inc.**, Easton, PA (US)

(\*\*) Term: **14 Years**

(21) Appl. No.: **29/335,506**

(22) Filed: **Apr. 16, 2009**

(51) **LOC (9) Cl.** ..... **02-02**

(52) **U.S. Cl.** ..... **D2/731**

(58) **Field of Classification Search** ..... D2/701,  
D2/703, 704, 714, 731, 733, 840, 750, 735,  
D2/700; 2/69.5, 71, 73, 78.1, 78.2, 402,  
2/408; 450/27

See application file for complete search history.

(56) **References Cited**

**U.S. PATENT DOCUMENTS**

D60,874 S *	4/1922	Mumaw	.....	D2/840
D120,696 S *	5/1940	Whittingham	.....	D2/750
2,794,986 A *	6/1957	Anderson	.....	450/27
D216,245 S *	12/1969	Mohl	.....	D2/735
D297,581 S *	9/1988	Wirth	.....	D2/731

D458,006 S *	6/2002	Kim	.....	D2/704
D476,464 S *	7/2003	Jenkins	.....	D2/731
D508,157 S *	8/2005	Chen	.....	D2/731
D562,528 S *	2/2008	Deal	.....	D2/700

\* cited by examiner

*Primary Examiner*—Ian Simmons

*Assistant Examiner*—Anna J Burmeister

(74) *Attorney, Agent, or Firm*—Chernow Katz LLC

(57) **CLAIM**

The ornamental design for a womens swimsuit, as shown and described.

**DESCRIPTION**

FIG. 1 is a perspective view of the present invention showing the invention as it would be seen on a woman;

FIG. 2 is a front view of the present invention;

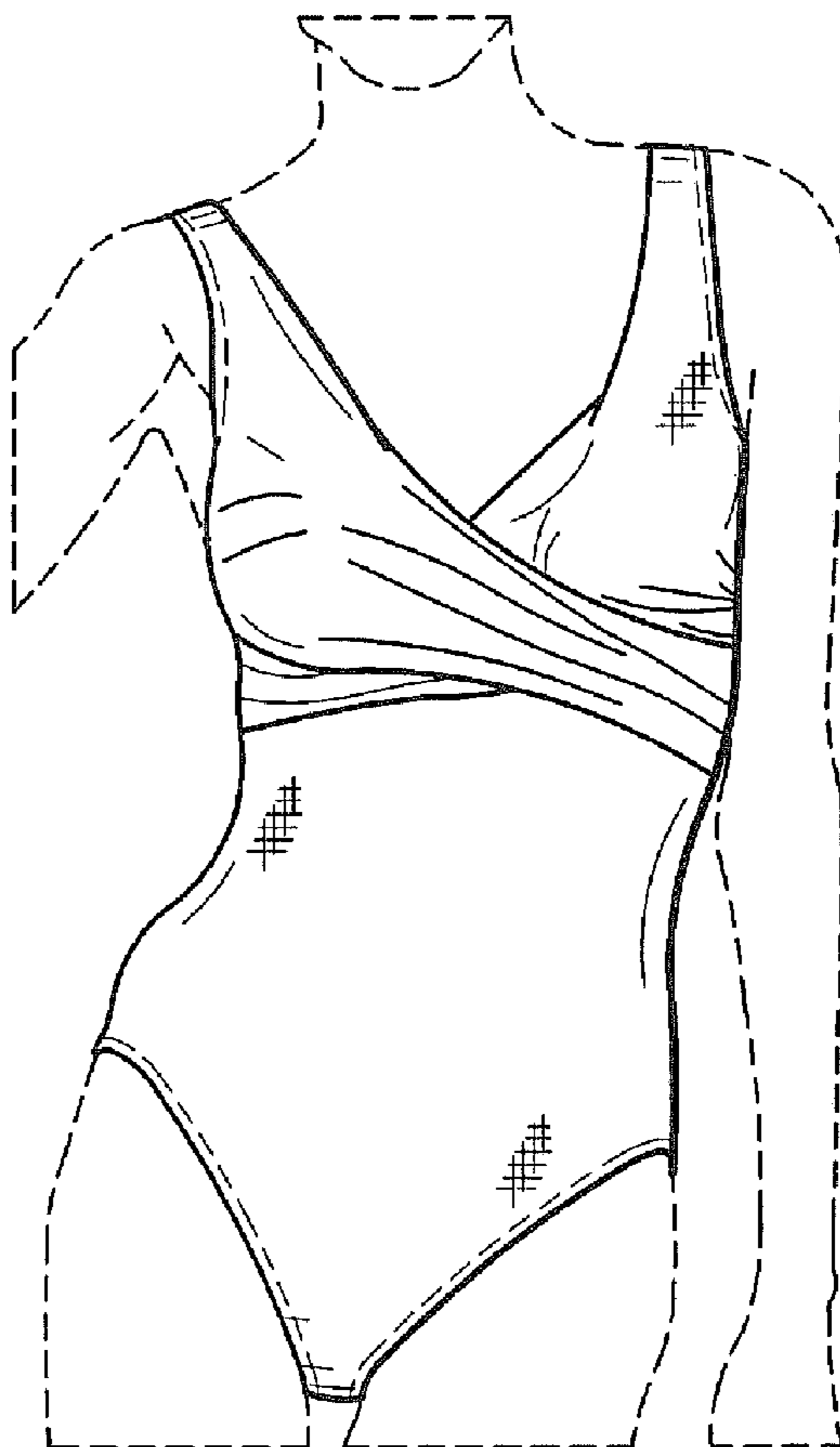
FIG. 3 is a back view of the present invention;

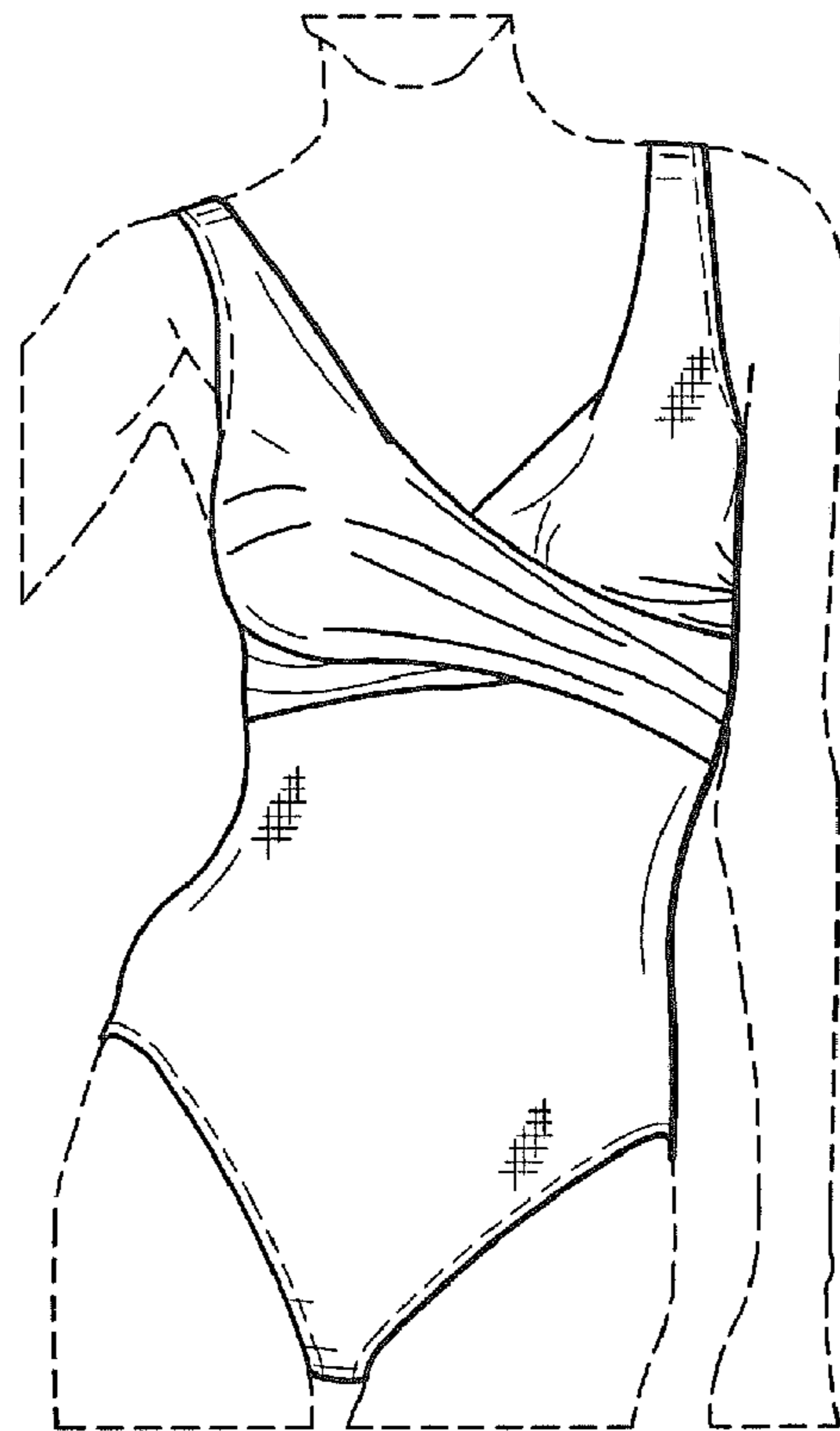
FIG. 4 is a first side view of the present invention; and,

FIG. 5 is an opposite side view of the present invention.

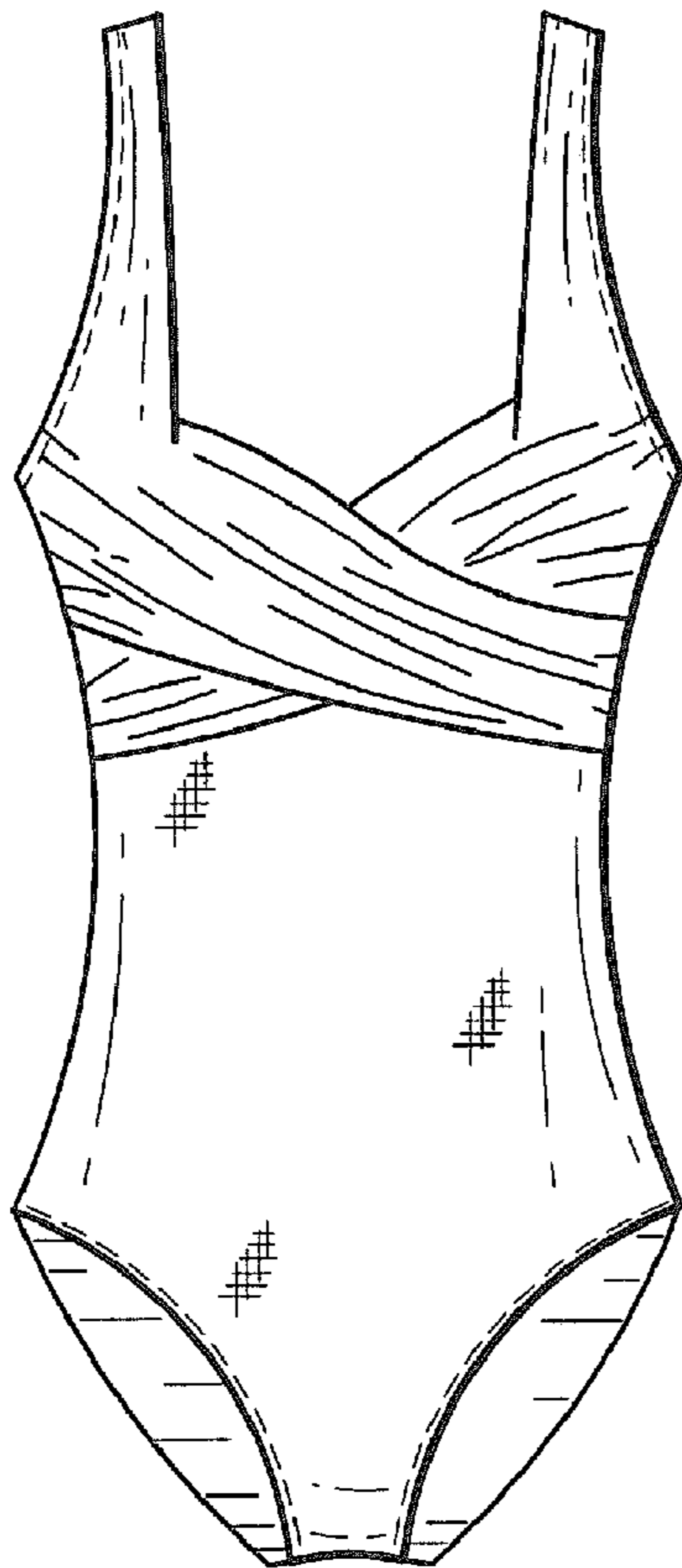
The dashed broken lines shown in the drawings are for environmental structure only and form no part of the claimed design.

**1 Claim, 2 Drawing Sheets**

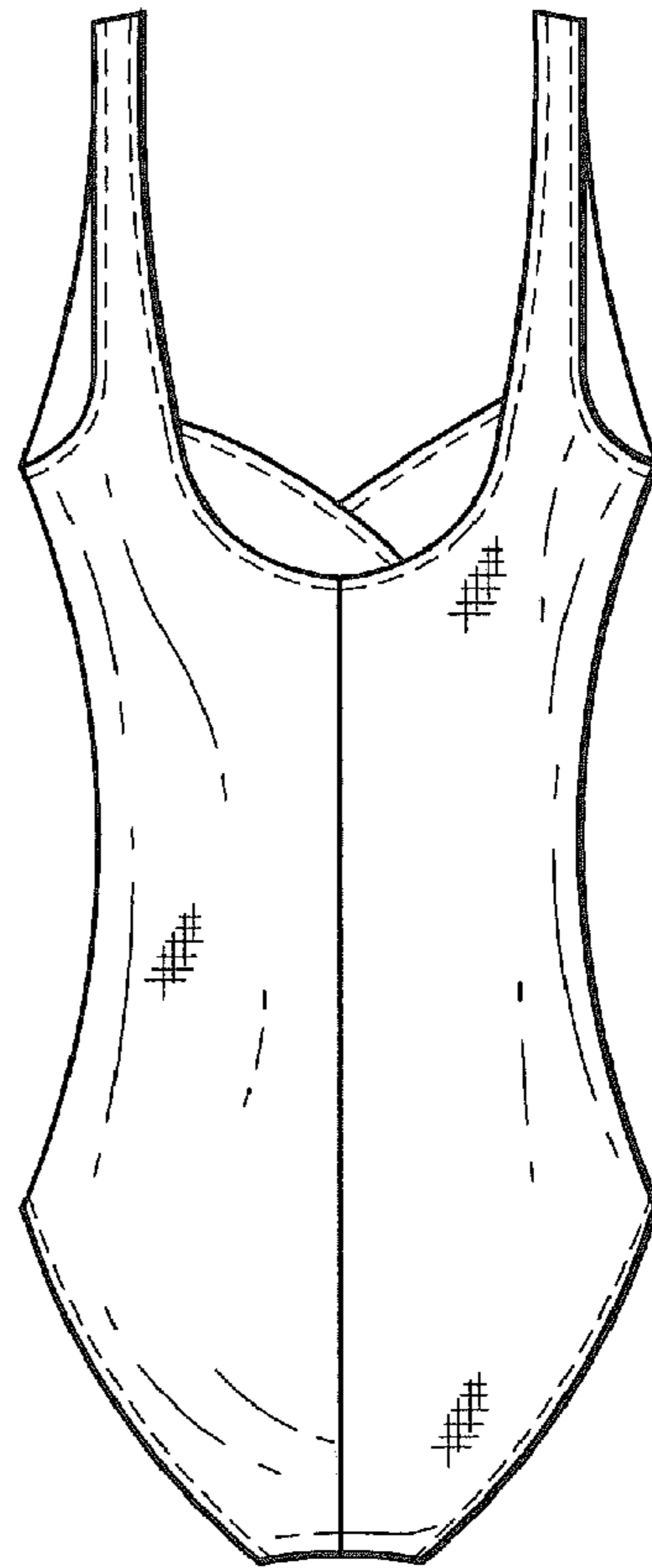




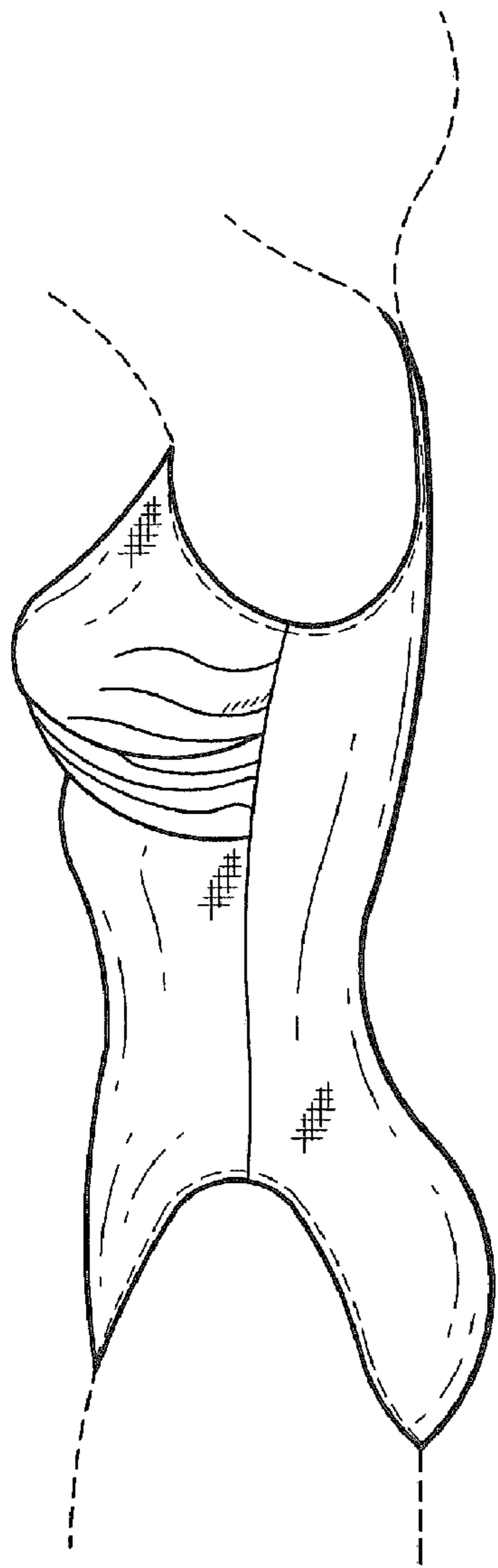
*FIG. 1*



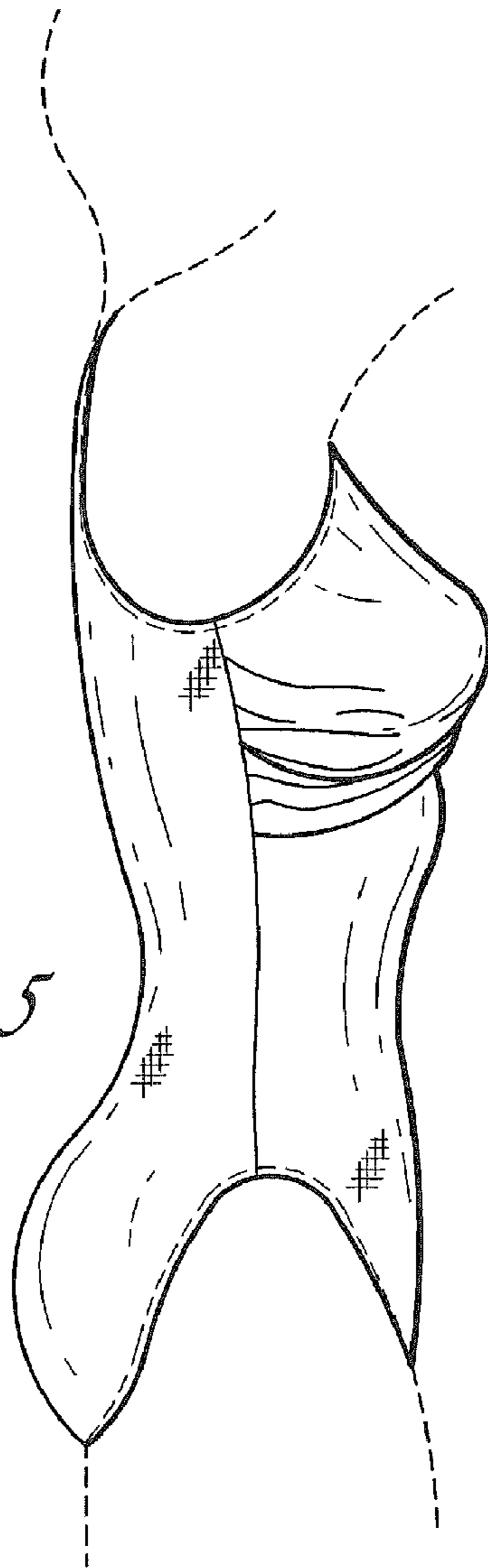
*FIG. 2*



*FIG. 3*



*FIG. 4*



*FIG. 5*

UNITED STATES PATENT AND TRADEMARK OFFICE  
**CERTIFICATE OF CORRECTION**

PATENT NO. : Des. 600,880 S  
APPLICATION NO. : 29/335506  
DATED : September 29, 2009  
INVENTOR(S) : Waldman

Page 1 of 4


It is certified that error appears in the above-identified patent and that said Letters Patent is hereby corrected as shown below:

Delete the title page showing an illustrative Figure and substitute the attached title page.

Delete Figures 1-5 and replace Figures 1-5 of the issued patent with Replacement Figures 1-5 submitted herewith.

Signed and Sealed this

Twenty-ninth Day of June, 2010

A handwritten signature in black ink that reads "David J. Kappos". The signature is written in a cursive, flowing style.

David J. Kappos  
*Director of the United States Patent and Trademark Office*

(12) **United States Design Patent**  
**Waldman**

(10) **Patent No.:** **US D600,880 S**  
(45) **Date of Patent:** **\*\* Sep. 29, 2009**

(54) **WOMENS SWIMSUIT**

(75) Inventor: **Mark Waldman**, Annandale, NJ (US)

(73) Assignee: **Mainstream Swimsuits, Inc.**, Easton, PA (US)

(\*\*) Term: **14 Years**

(21) Appl. No.: **29/335,506**

(22) Filed: **Apr. 16, 2009**

(51) **LOC (9) Cl.** ..... **02-02**

(52) **U.S. Cl.** ..... **D2/731**

(58) **Field of Classification Search** ..... D2/701,  
D2/703, 704, 714, 731, 733, 840, 750, 735,  
D2/700; 2/69.5, 71, 73, 78.1, 78.2, 402,  
2/408; 450/27

See application file for complete search history.

(56) **References Cited**

**U.S. PATENT DOCUMENTS**

- D60,874 S \* 4/1922 Mumaw ..... D2/840
- D120,696 S \* 5/1940 Whittingham ..... D2/750
- 2,794,986 A \* 6/1957 Anderson ..... 450/27
- D216,245 S \* 12/1969 Mohl ..... D2/735
- D297,581 S \* 9/1988 Wirth ..... D2/731

- D458,006 S \* 6/2002 Kim ..... D2/704
- D476,464 S \* 7/2003 Jenkins ..... D2/731
- D508,157 S \* 8/2005 Chen ..... D2/731
- D562,528 S \* 2/2008 Deal ..... D2/700

\* cited by examiner

*Primary Examiner*—Ian Simmons

*Assistant Examiner*—Anna J Burmeister

(74) *Attorney, Agent, or Firm*—Chernow Katz LLC

(57) **CLAIM**

The ornamental design for a womens swimsuit, as shown and described.

**DESCRIPTION**

FIG. 1 is a perspective view of the present invention showing the invention as it would be seen on a woman;

FIG. 2 is a front view of the present invention;

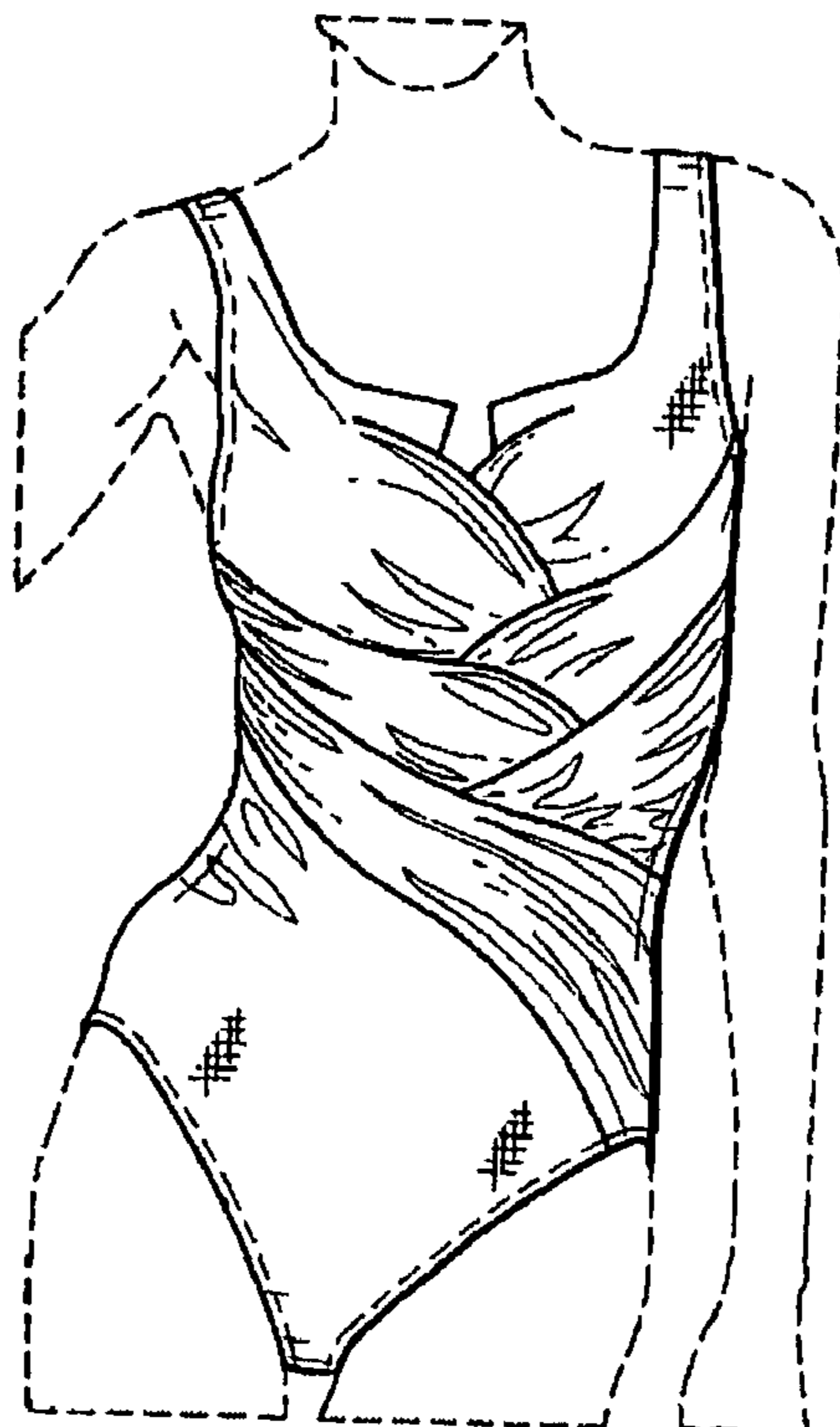
FIG. 3 is a back view of the present invention;

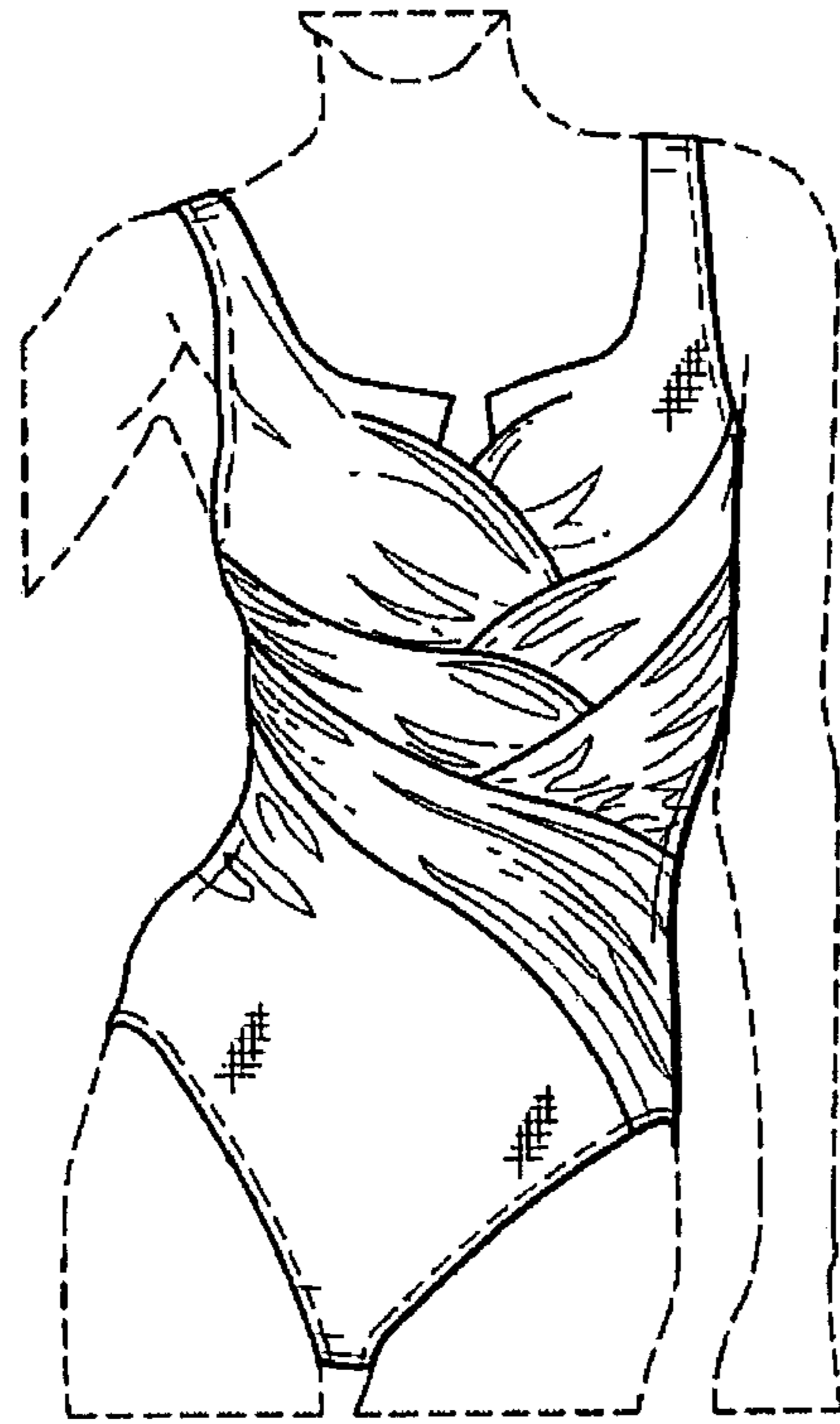
FIG. 4 is a first side view of the present invention; and,

FIG. 5 is an opposite side view of the present invention.

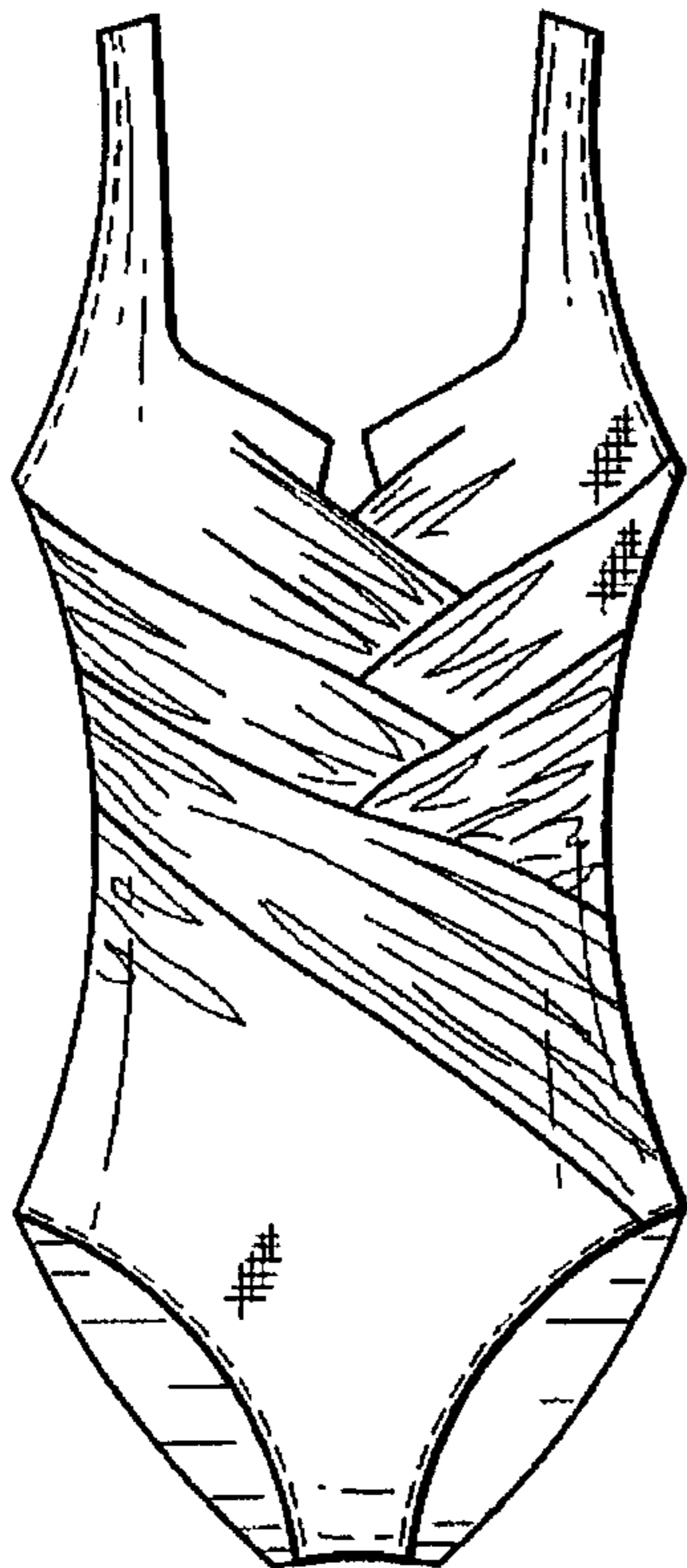
The dashed broken lines shown in the drawings are for environmental structure only and form no part of the claimed design.

**1 Claim, 2 Drawing Sheets**

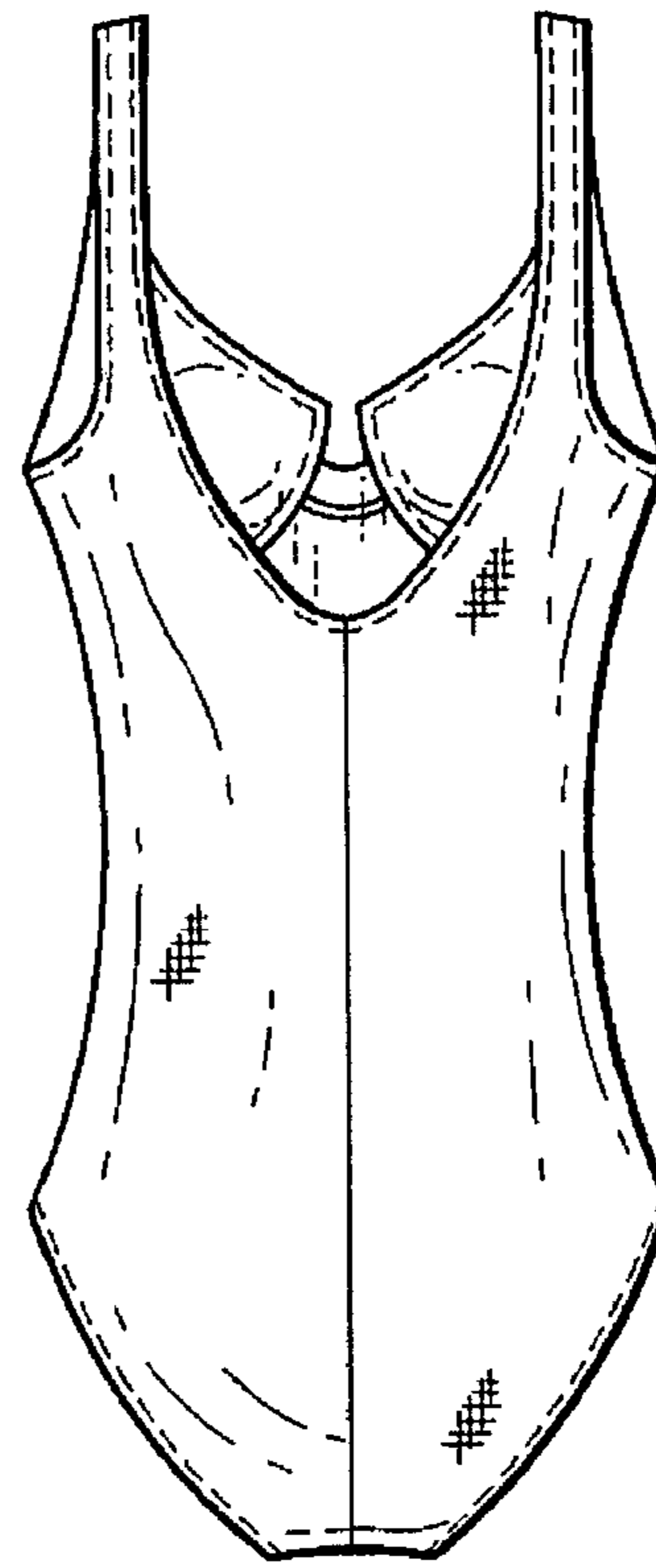




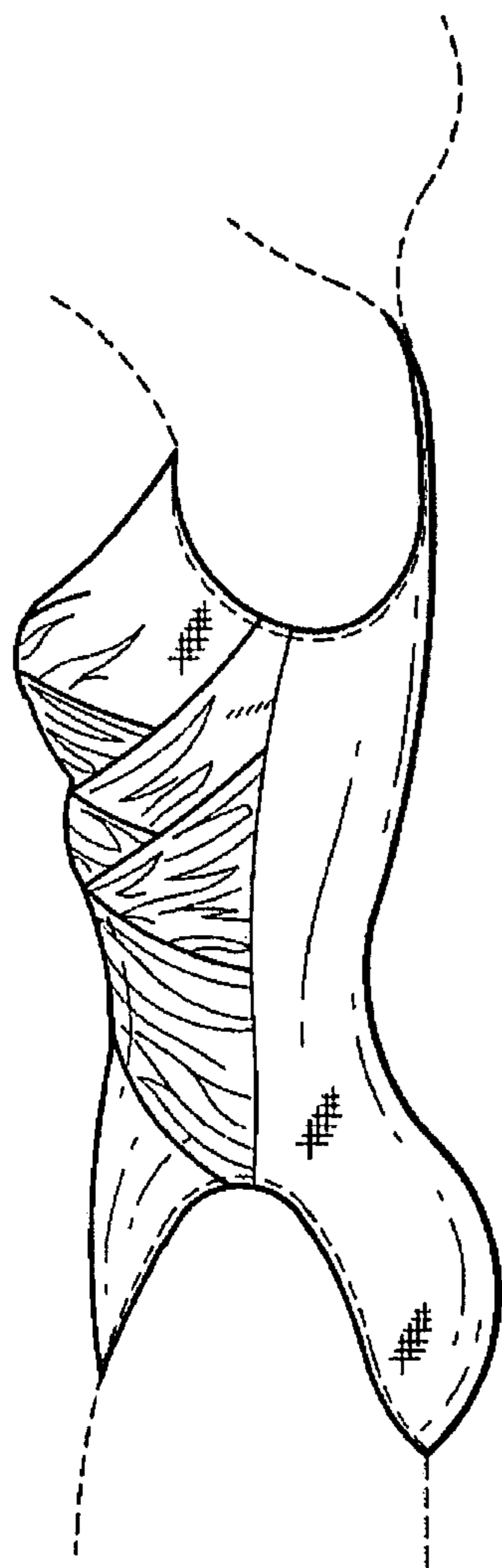
*FIG. 1*



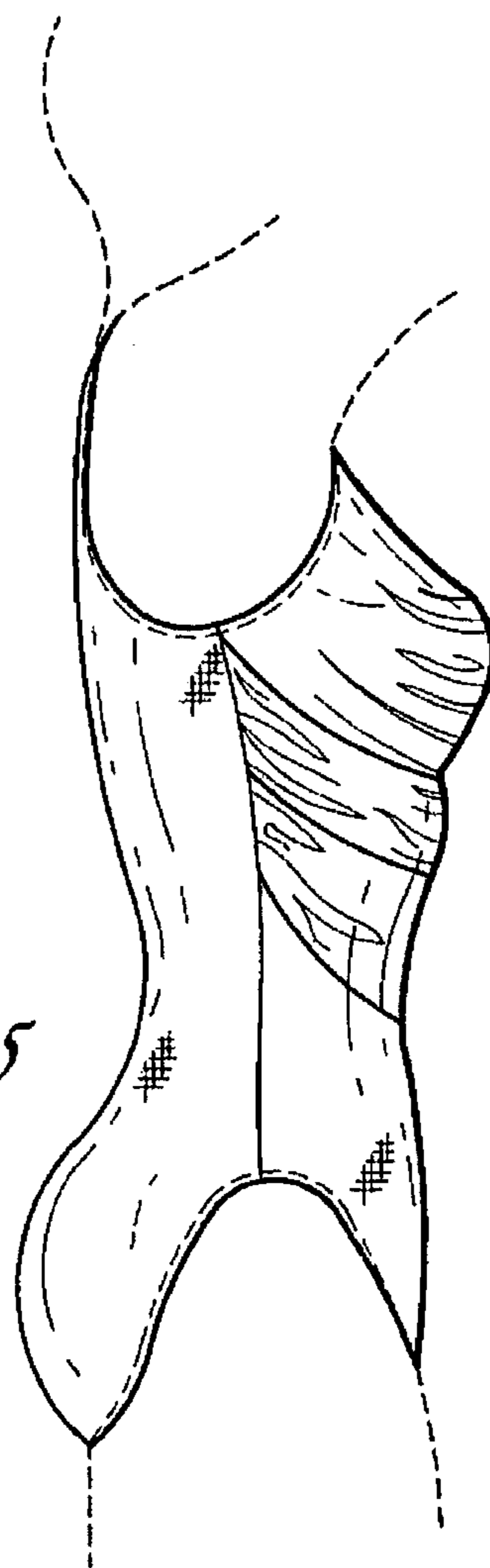
*FIG. 2*



*FIG. 3*



*FIG. 4*



*FIG. 5*