



US00D600876S

(12) **United States Design Patent**  
**Yim**

(10) **Patent No.:** **US D600,876 S**

(45) **Date of Patent:** **\*\* Sep. 29, 2009**

(54) **PET TREAT**

(75) Inventor: **Rona A. Yim**, Honolulu, HI (US)

(73) Assignee: **Hawaiian Organics, LLC**, Honolulu, HI (US)

(\*\*) Term: **14 Years**

(21) Appl. No.: **29/334,454**

(22) Filed: **Mar. 26, 2009**

(51) **LOC (9) Cl.** ..... **01-01**

(52) **U.S. Cl.** ..... **D1/112**

(58) **Field of Classification Search** ..... D1/106-107,  
D1/126, 127, 130, 199; D30/160; D21/385-386;  
D28/8.1, 8.2; 426/104; D24/102; D11/48,  
D11/99, 157

See application file for complete search history.

(56) **References Cited**

**U.S. PATENT DOCUMENTS**

D53,939 S *	10/1919	Sheppard	.....	D24/189
D320,495 S	10/1991	Pallesen		
D369,836 S *	5/1996	Mazzio	.....	D21/386
D435,160 S	12/2000	Macias		
6,265,011 B1	7/2001	Kelly et al.		
D446,277 S *	8/2001	Tate	.....	D21/794
D449,147 S *	10/2001	Herwig	.....	D1/112
D461,619 S *	8/2002	Garson et al.	.....	D1/112
D462,147 S *	8/2002	Houser	.....	D29/122
D469,239 S	1/2003	Hodgdon		
D475,504 S *	6/2003	Hodgdon	.....	D1/130
D487,327 S	3/2004	Andersen et al.		

D491,338 S *	6/2004	Arbaugh, II	.....	D1/112
D491,711 S *	6/2004	Arbaugh, II	.....	D1/112
D498,668 S *	11/2004	Counts	.....	D9/624
D514,272 S *	2/2006	Feilen	.....	D1/112
D516,731 S *	3/2006	Harris et al.	.....	D24/208
D540,691 S *	4/2007	Davies	.....	D9/629

**OTHER PUBLICATIONS**

Trademark Tess Database: <http://tess2.uspto.gov/bin/showfield?f=doc&state=4005:7t887m.2.>, abandoned trademark application filed Jan. 25, 2007.

\* cited by examiner

*Primary Examiner*—Cathron C Brooks

*Assistant Examiner*—Barbara Fox

(74) *Attorney, Agent, or Firm*—Seth M. Reiss, AAL, ALLLC

(57) **CLAIM**

I claim the ornamental design for a pet treat, substantially as shown and described.

**DESCRIPTION**

FIG. 1 is a perspective view of the pet treat of the claimed invention looking from the top front left;

FIG. 2 is a top rear right perspective view of the pet treat;

FIG. 3 is a top plan view thereof;

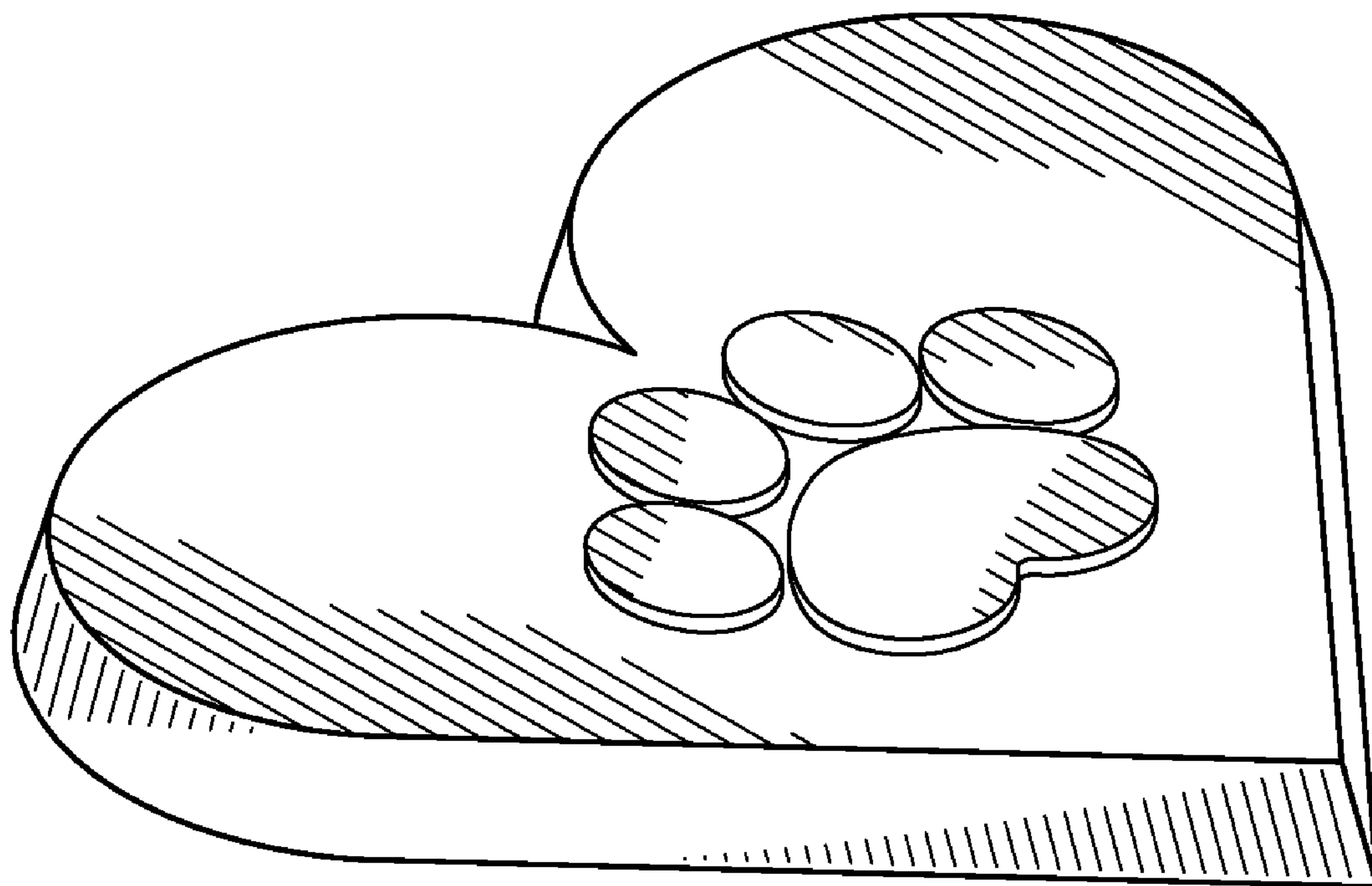
FIG. 4 is a bottom plan view thereof;

FIG. 5 is a left elevational view thereof, the right elevational view being identical thereto;

FIG. 6 is a front elevational view thereof; and,

FIG. 7 is a rear elevational view thereof.

**1 Claim, 3 Drawing Sheets**



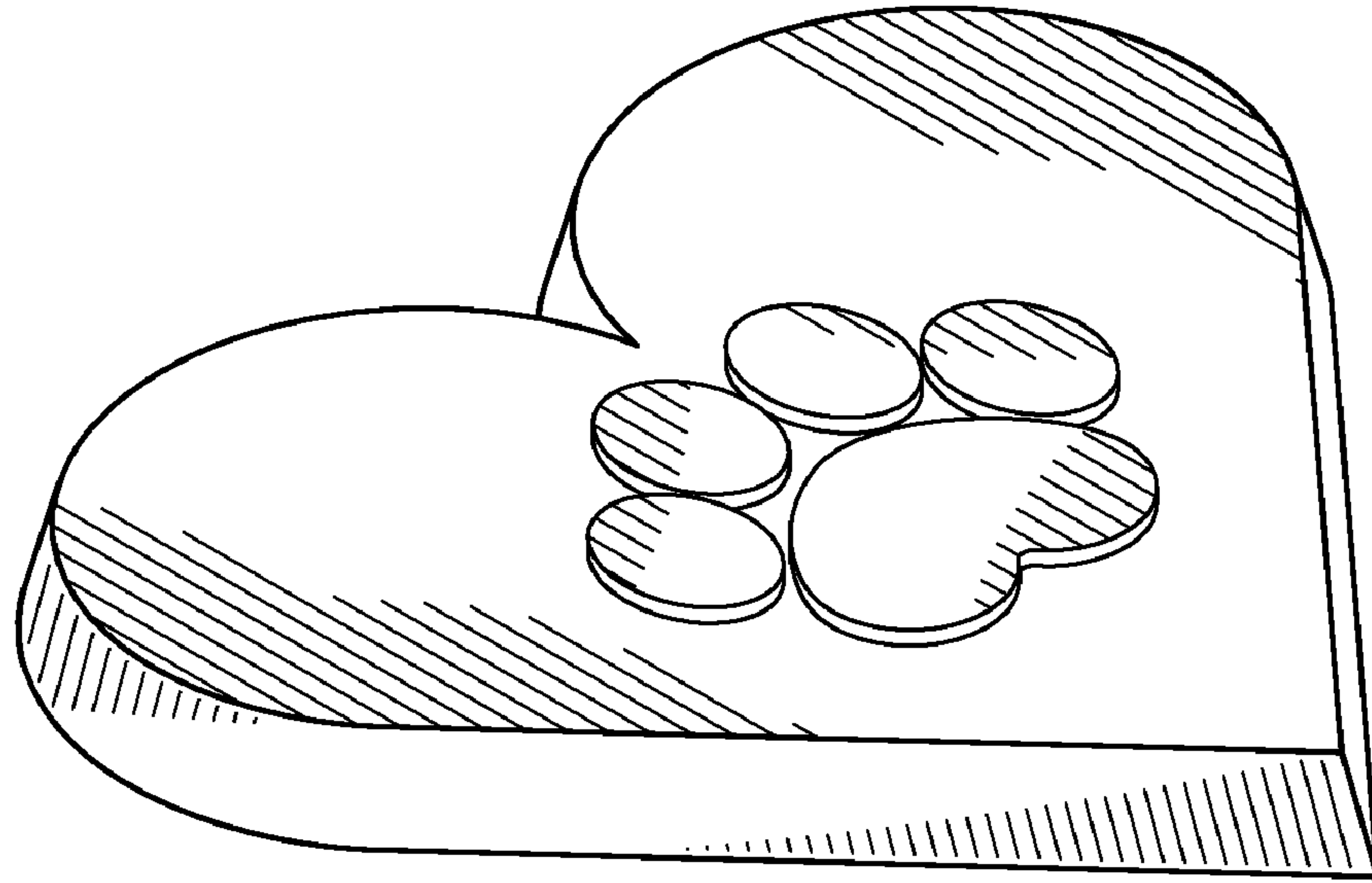


FIG. 1




FIG. 2

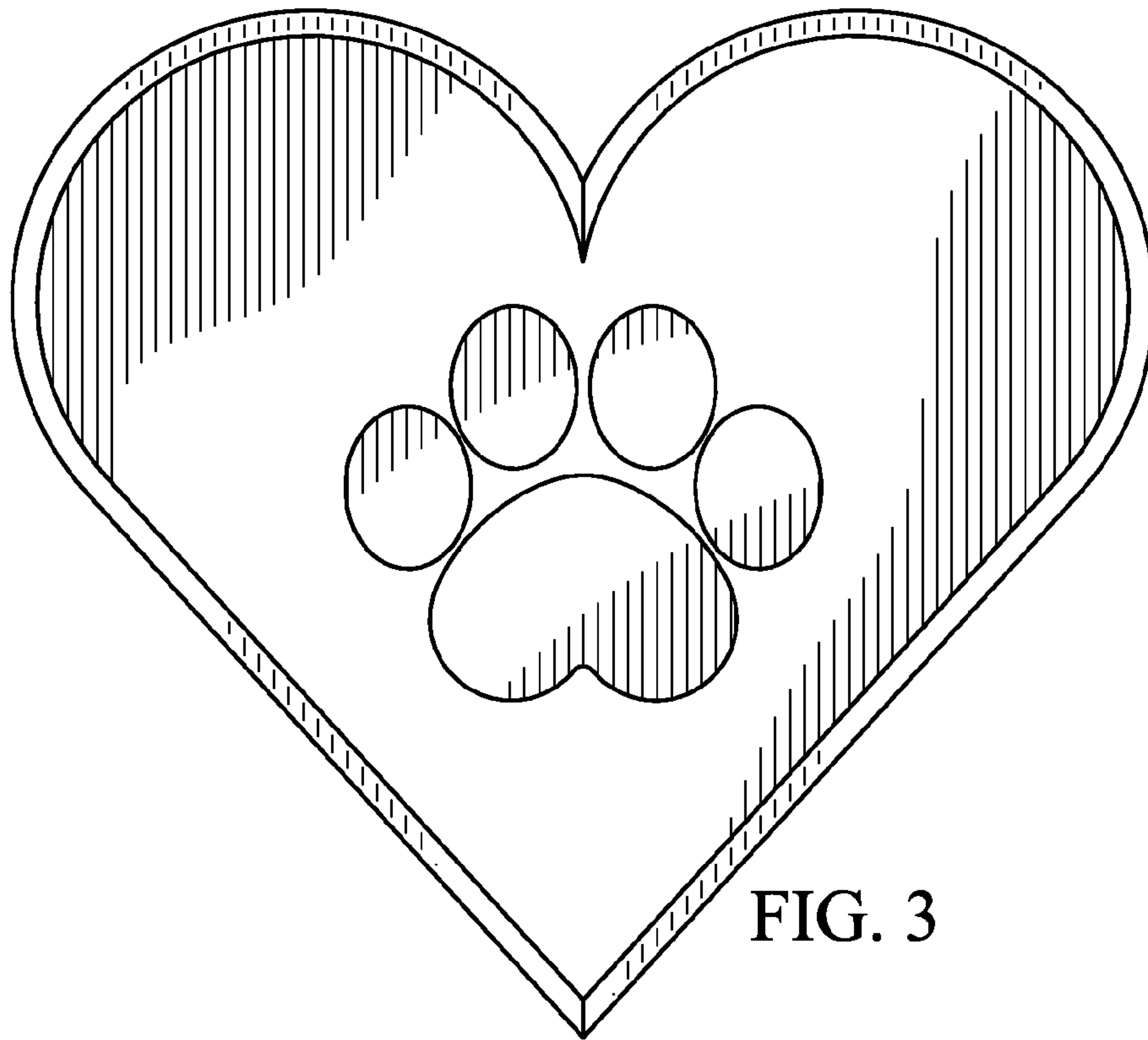


FIG. 3

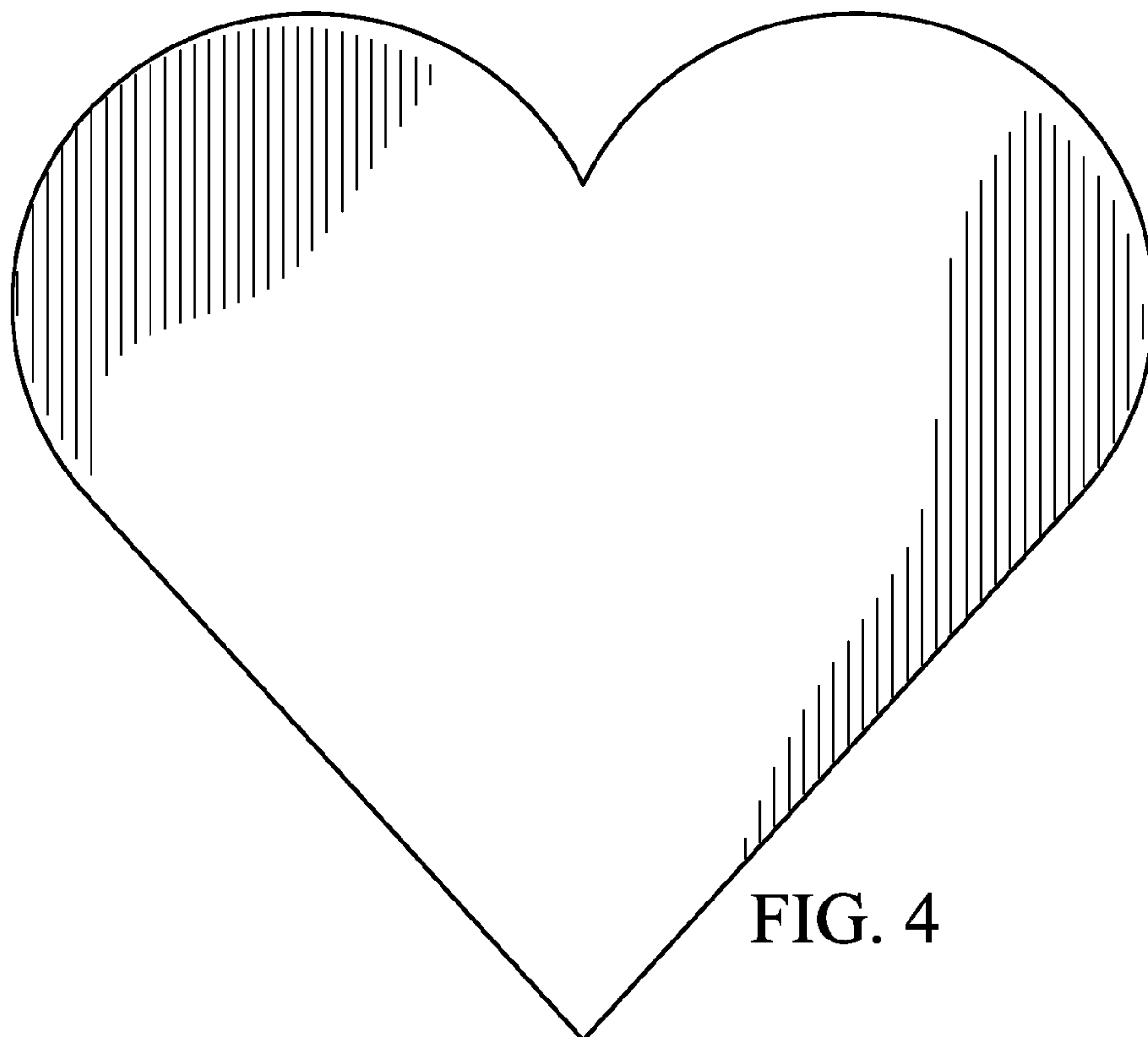


FIG. 4

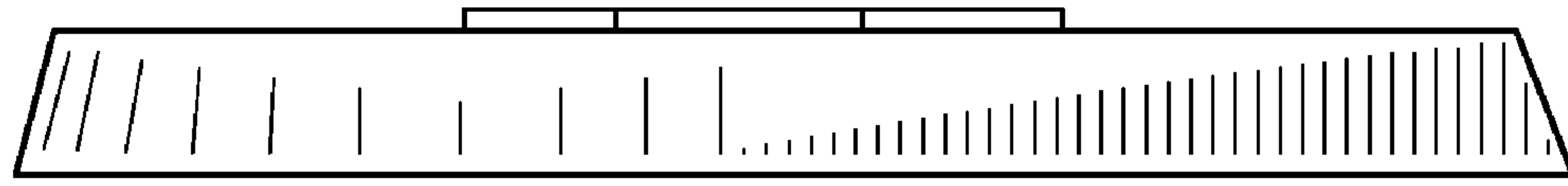


FIG. 5

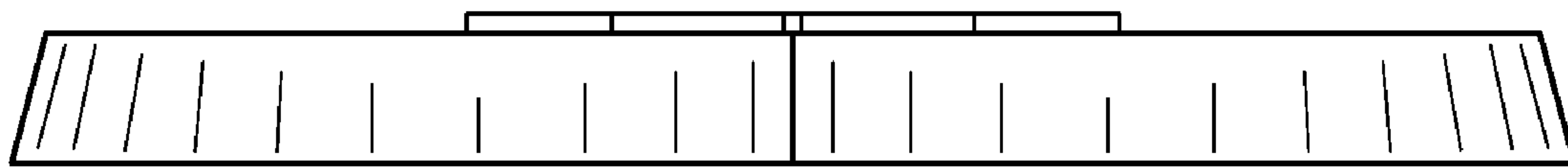


FIG. 6

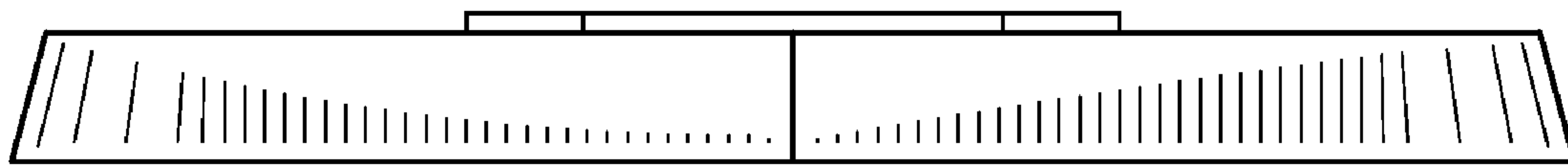


FIG. 7