



US00D600853S

(12) **United States Design Patent**  
**Clepper et al.**

(10) **Patent No.:** **US D600,853 S**

(45) **Date of Patent:** **\*\* Sep. 22, 2009**

(54) **ILLUMINATING DEVICE**

(75) Inventors: **Raymond Clepper**, Brooklyn, NY (US);  
**David Nelson**, Las Vegas, NV (US)

(73) Assignee: **Sol-Light, LLC**, Las Vegas, NV (US)

(\*\*) Term: **14 Years**

(21) Appl. No.: **29/328,291**

(22) Filed: **Nov. 21, 2008**

(51) **LOC (9) Cl.** ..... **26-99**

(52) **U.S. Cl.** ..... **D26/138**

(58) **Field of Classification Search** ..... D26/128,  
D26/121, 142, 155, 138, 122, 154, 113, 120,  
D26/134, 118, 74, 88, 80, 87, 90, 60, 61,  
D26/65, 63, 28, 107, 110, 109, 108, 9, 10,  
D26/11, 13, 23, 24, 72, 86, 93, 96, 119, 141,  
D26/143, 148, 149, 152, 153; 362/517, 516,  
362/350, 349, 348, 347, 346, 341, 297, 601,  
362/606, 609, 612, 623, 566, 577, 34, 84,  
362/121, 98, 217.02-217.1, 241, 237, 238,  
362/296.01, 299, 300, 301, 302, 307, 308,  
362/309, 323, 326, 330, 331, 335, 336, 337,  
362/351, 370

See application file for complete search history.

(56) **References Cited**

**U.S. PATENT DOCUMENTS**

5,016,153 A \* 5/1991 Gismondi et al. .... 362/402  
D325,647 S \* 4/1992 Hwang ..... D26/63  
D330,437 S \* 10/1992 Wu ..... D26/63  
D345,027 S \* 3/1994 Huang ..... D26/65  
D351,679 S \* 10/1994 Chen ..... D26/107  
D368,319 S \* 3/1996 Huang ..... D26/65  
D368,549 S \* 4/1996 Huang ..... D26/107  
D369,876 S \* 5/1996 Muellenmeister ..... D26/63

D439,358 S \* 3/2001 Lin ..... D26/65  
D443,385 S \* 6/2001 Maruyama ..... D26/109  
D448,507 S \* 9/2001 Shen ..... D26/63  
D498,322 S \* 11/2004 Schnell ..... D26/60  
D513,085 S \* 12/2005 Shiu ..... D26/62  
D520,663 S \* 5/2006 Ancona et al. .... D26/65  
D522,156 S \* 5/2006 Schnell ..... D26/60  
D524,977 S \* 7/2006 Smith et al. .... D26/60  
D545,995 S \* 7/2007 Farmer ..... D26/118  
2007/0115672 A1 \* 5/2007 Nelson et al. .... 362/396

\* cited by examiner

*Primary Examiner*—Cathron C Brooks

*Assistant Examiner*—Kevin K Rudzinski

(74) *Attorney, Agent, or Firm*—Banner & Witcoff, Ltd.

(57) **CLAIM**

The ornamental design for an illuminating device, as shown and described.

**DESCRIPTION**

FIG. 1 is a side view of an illuminating device showing our new design;

FIG. 2 is a front view thereof;

FIG. 3 is a rear view thereof;

FIG. 4 is a top view thereof;

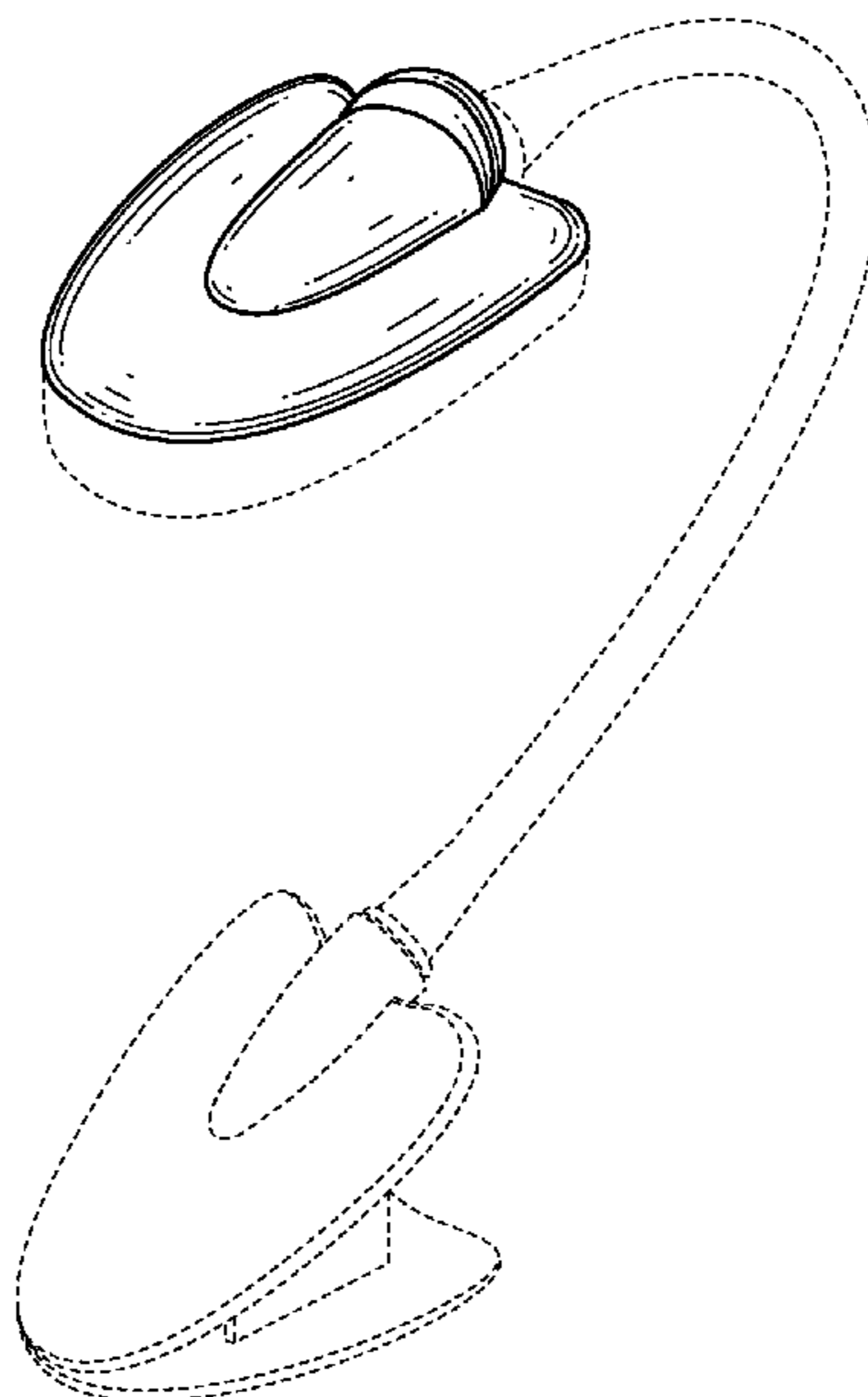
FIG. 5 is a bottom view thereof;

FIG. 6 is a front perspective view thereof; and,

FIG. 7 is a rear perspective view thereof.

The broken lines immediately adjacent to the shaded region form unclaimed boundaries of the design. The broken line showing of the remainder of the illuminating device is for illustrative purposes only and forms no part of the claimed design.

**1 Claim, 6 Drawing Sheets**



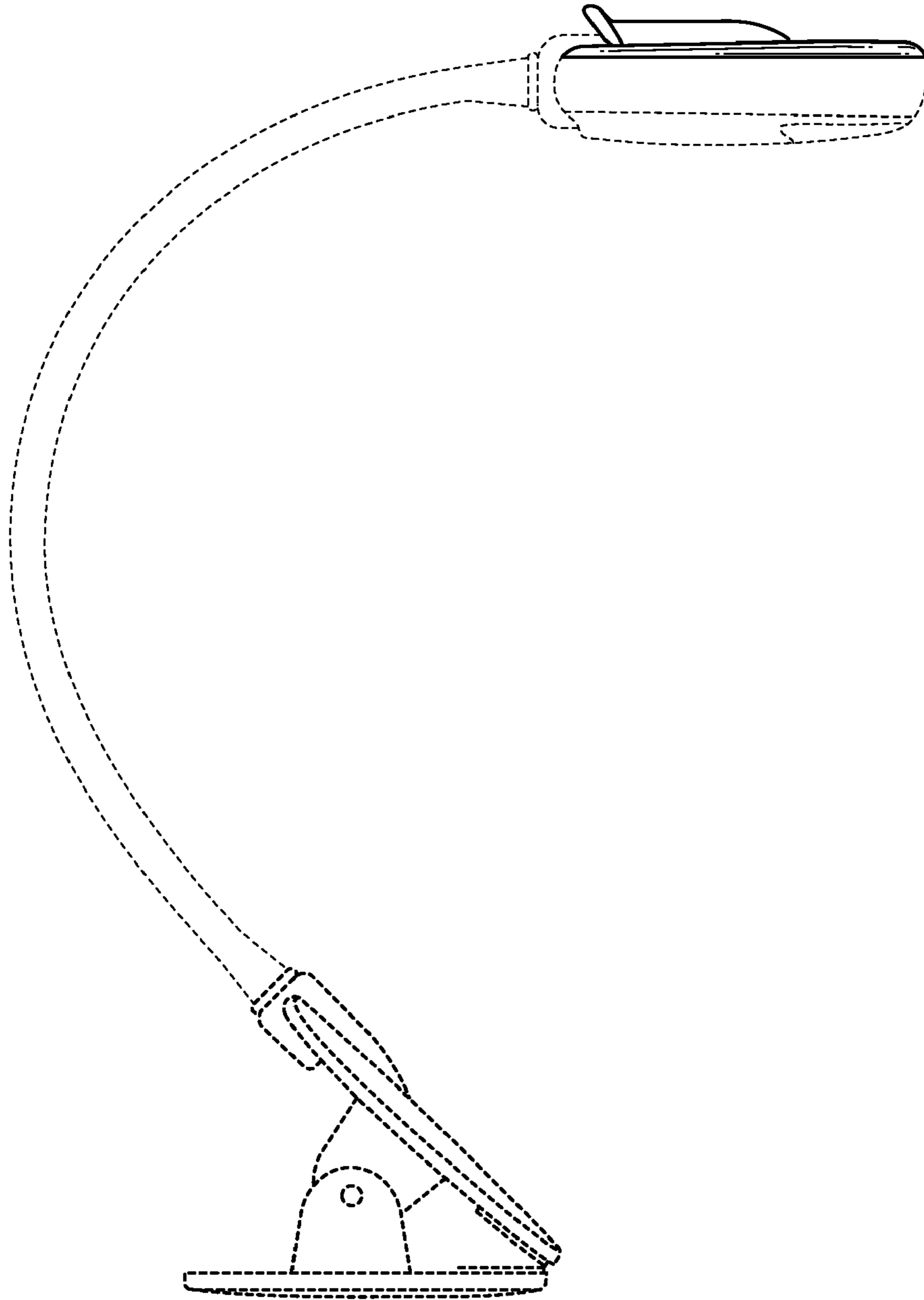


FIG. 1

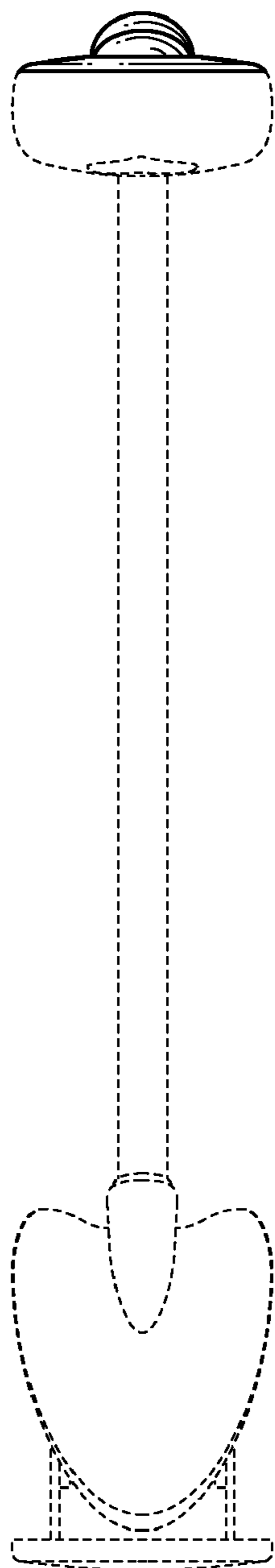


FIG. 2

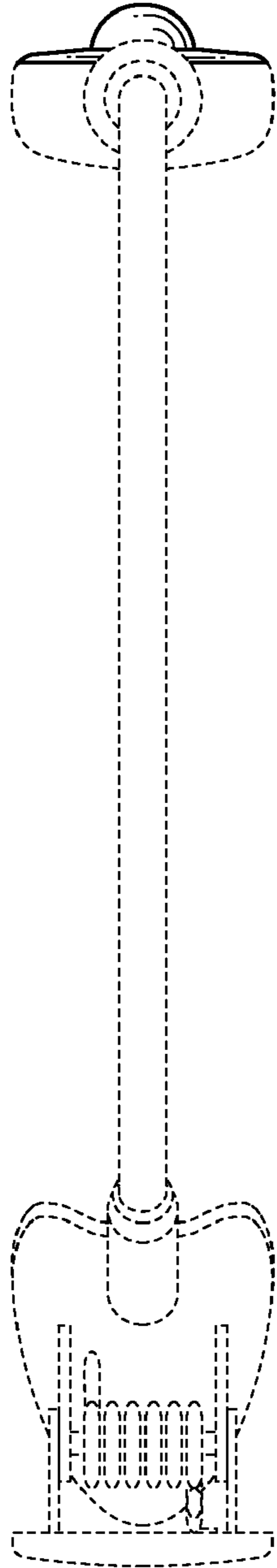


FIG. 3

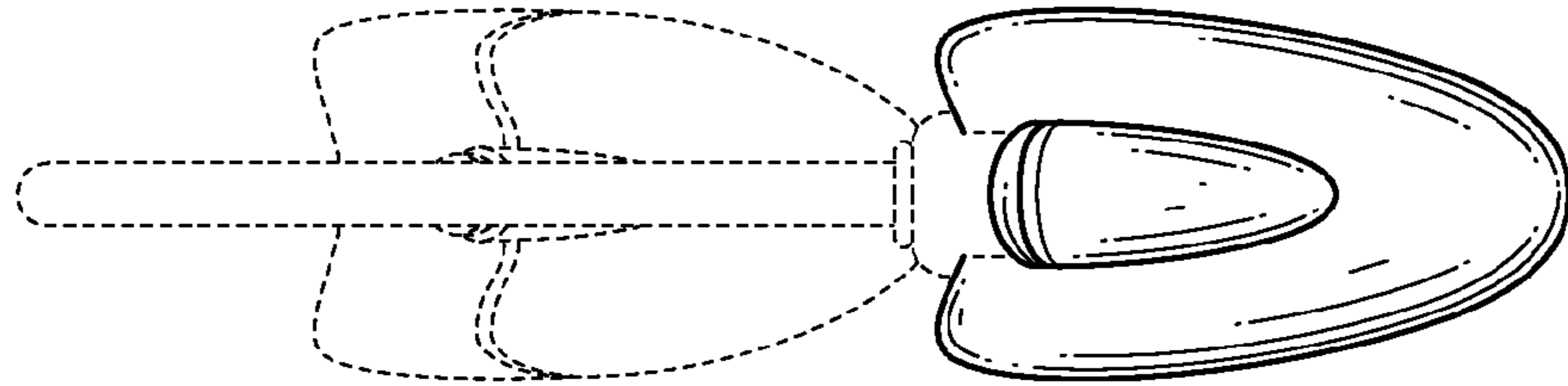


FIG. 4

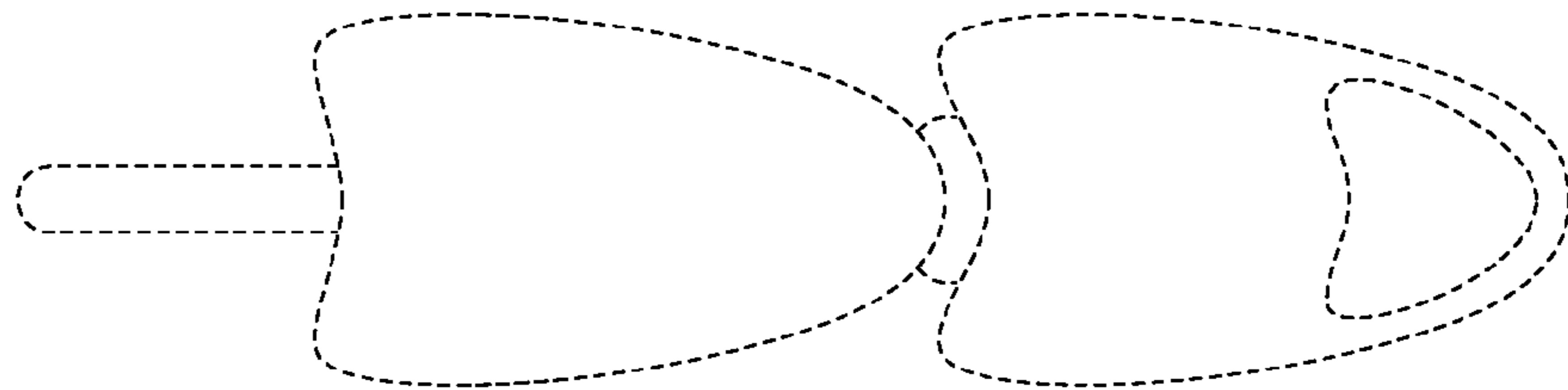


FIG. 5




FIG. 6

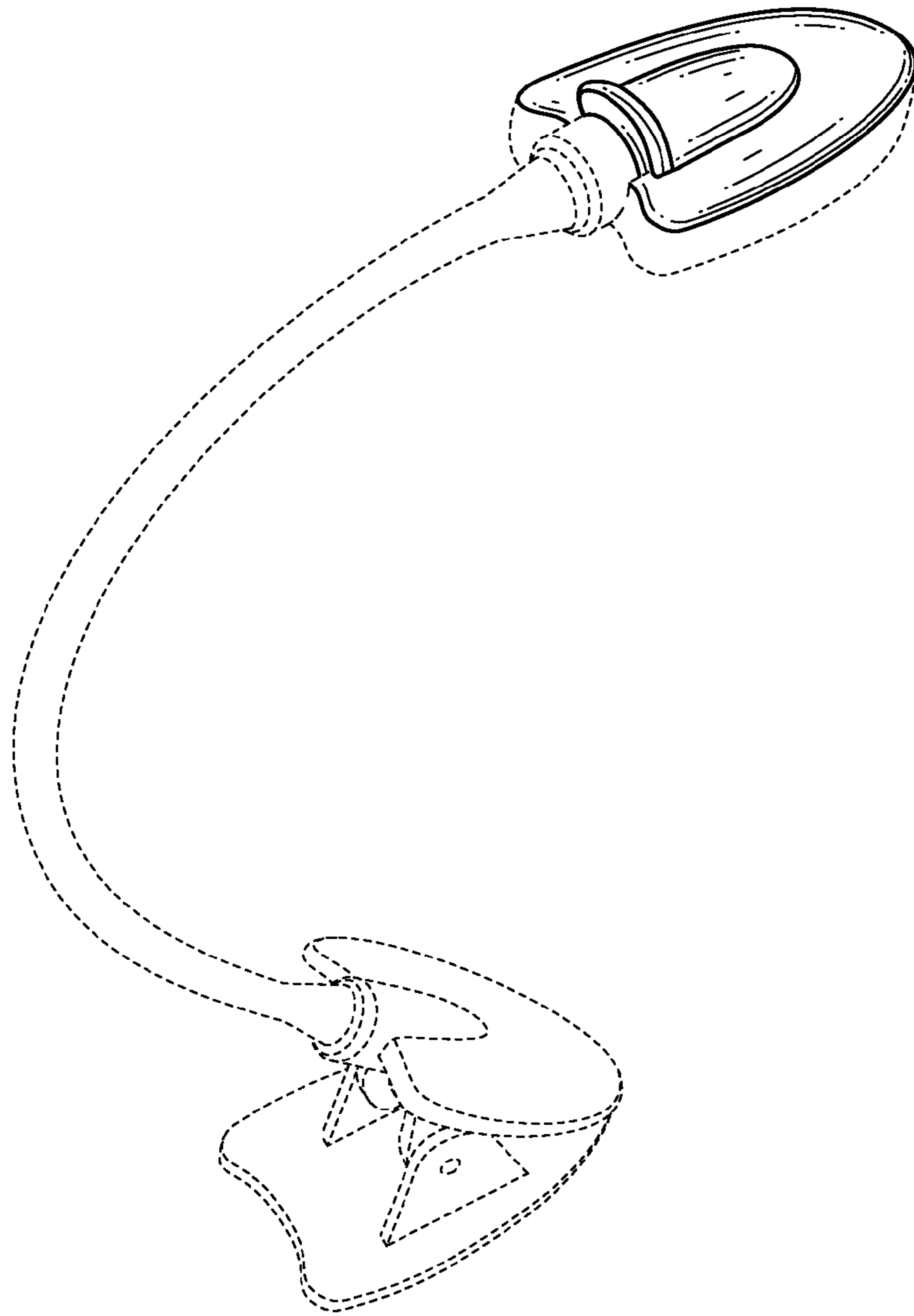


FIG. 7