



US00D600852S

(12) **United States Design Patent**  
**Clepper et al.**

(10) **Patent No.:** **US D600,852 S**

(45) **Date of Patent:** **\*\* Sep. 22, 2009**

(54) **ILLUMINATING DEVICE**

(75) Inventors: **Raymond Clepper**, Brooklyn, NY (US);  
**David Nelson**, Las Vegas, NV (US)

(73) Assignee: **Sol-Light, LLC**, Las Vegas, NV (US)

(\*\*) Term: **14 Years**

(21) Appl. No.: **29/328,284**

(22) Filed: **Nov. 21, 2008**

(51) **LOC (9) Cl.** ..... **26-99**

(52) **U.S. Cl.** ..... **D26/138**

(58) **Field of Classification Search** ..... D26/128,  
D26/121, 142, 155, 138, 122, 154, 113, 120,  
D26/134, 118, 74, 88, 80, 87, 90, 60, 61,  
D26/65, 63, 28, 107, 110, 109, 108, 9, 10,  
D26/11, 13, 23, 24, 72, 86, 93, 96, 119, 141,  
D26/143, 148, 149, 152, 153; 362/517, 516,  
362/350, 349, 348, 347, 346, 341, 297, 601,  
362/606, 609, 612, 623, 566, 577, 34, 84,  
362/121, 98, 217.02-217.1, 241, 237, 238,  
362/296.01, 299, 300, 301, 302, 307, 308,  
362/309, 323, 326, 330, 331, 335, 336, 337,  
362/351, 370

See application file for complete search history.

(56) **References Cited**

**U.S. PATENT DOCUMENTS**

5,016,153	A *	5/1991	Gismondi et al.	.....	362/402
D325,647	S *	4/1992	Hwang	.....	D26/63
D330,437	S *	10/1992	Wu	.....	D26/63
D345,027	S *	3/1994	Huang	.....	D26/65
D351,679	S *	10/1994	Chen	.....	D26/107
D368,319	S *	3/1996	Huang	.....	D26/65
D368,549	S *	4/1996	Huang	.....	D26/107
D369,876	S *	5/1996	Muellenmeister	.....	D26/63

D439,358	S *	3/2001	Lin	.....	D26/65
D443,385	S *	6/2001	Maruyama	.....	D26/109
D448,507	S *	9/2001	Shen	.....	D26/63
D498,322	S *	11/2004	Schnell	.....	D26/60
D513,085	S *	12/2005	Shiu	.....	D26/62
D520,663	S *	5/2006	Ancona et al.	.....	D26/65
D522,156	S *	5/2006	Schnell	.....	D26/60
D524,977	S *	7/2006	Smith et al.	.....	D26/60
D545,995	S *	7/2007	Farmer	.....	D26/118
2007/0115672	A1 *	5/2007	Nelson et al.	.....	362/396

\* cited by examiner

*Primary Examiner*—Cathron C Brooks

*Assistant Examiner*—Kevin K Rudzinski

(74) *Attorney, Agent, or Firm*—Banner & Witcoff, Ltd.

(57) **CLAIM**

The ornamental design for an illuminating device, as shown and described.

**DESCRIPTION**

FIG. 1 is a side view of an illuminating device showing our new design;

FIG. 2 is a front view thereof;

FIG. 3 is a rear view thereof;

FIG. 4 is a top view thereof;

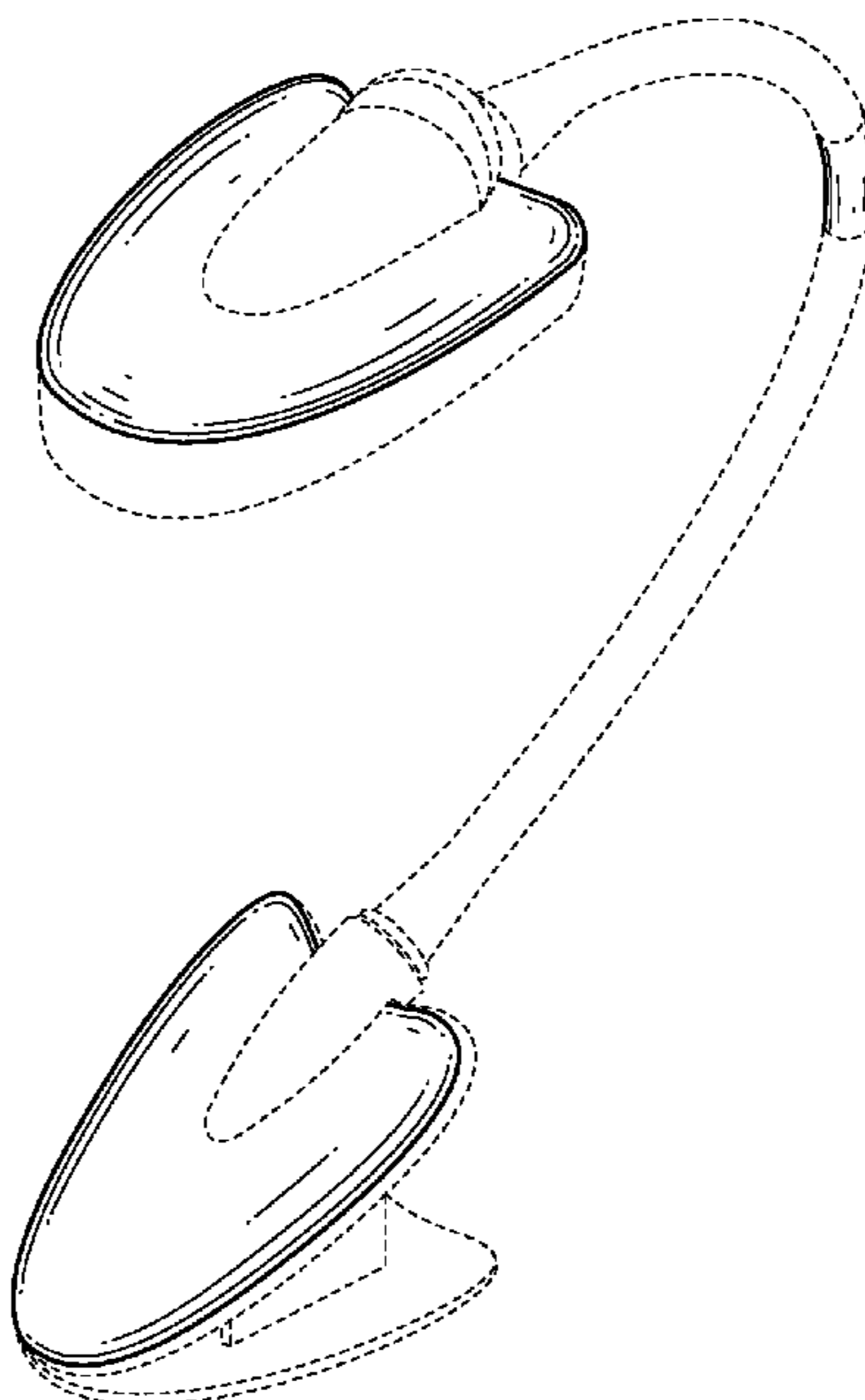
FIG. 5 is a bottom view thereof;

FIG. 6 is a front perspective view thereof; and,

FIG. 7 is a rear perspective view thereof.

The broken lines immediately adjacent to the shaded regions form unclaimed boundaries of the design. The broken line showing of the remainder of the illuminating device is for illustrative purposes only and forms no part of the claimed design.

**1 Claim, 6 Drawing Sheets**



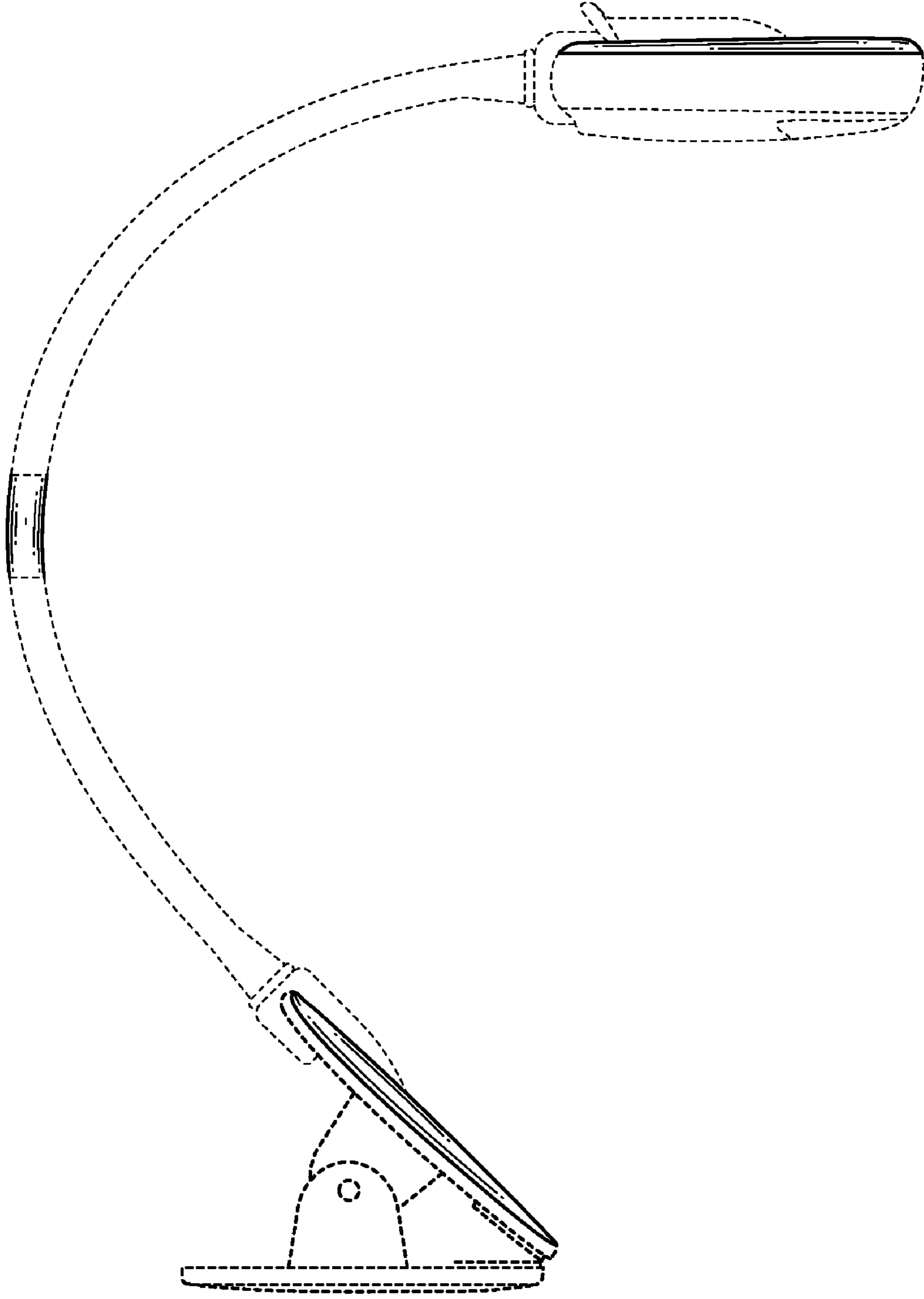


FIG. 1

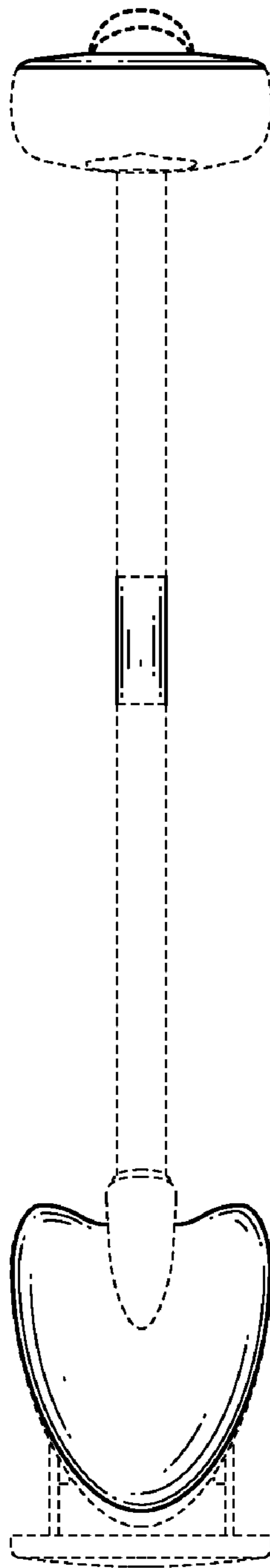


FIG. 2

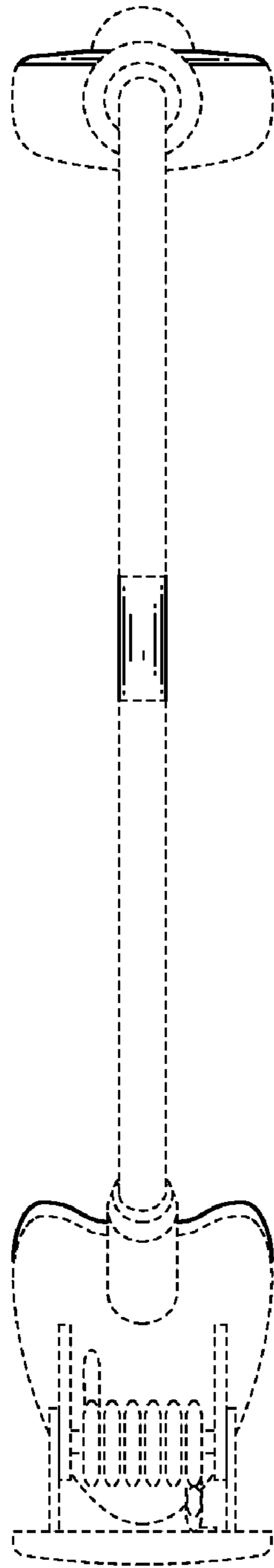


FIG. 3

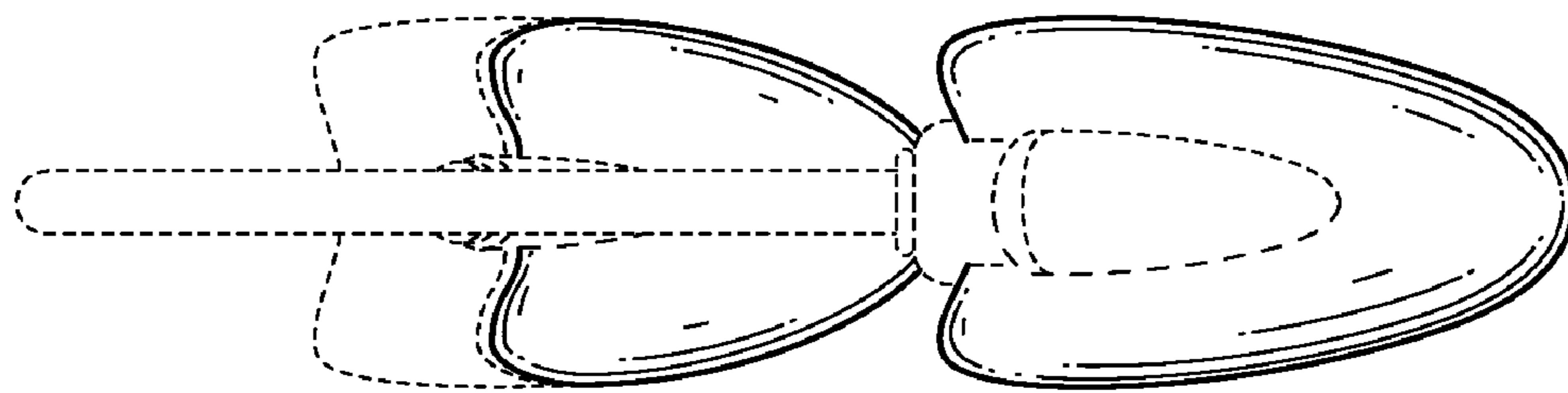


FIG. 4

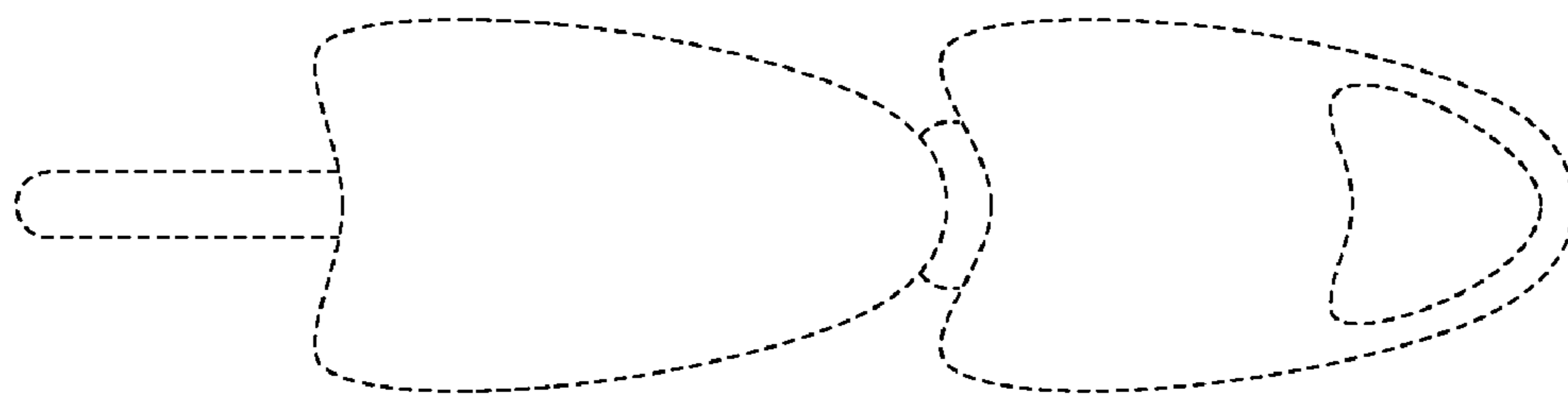


FIG. 5

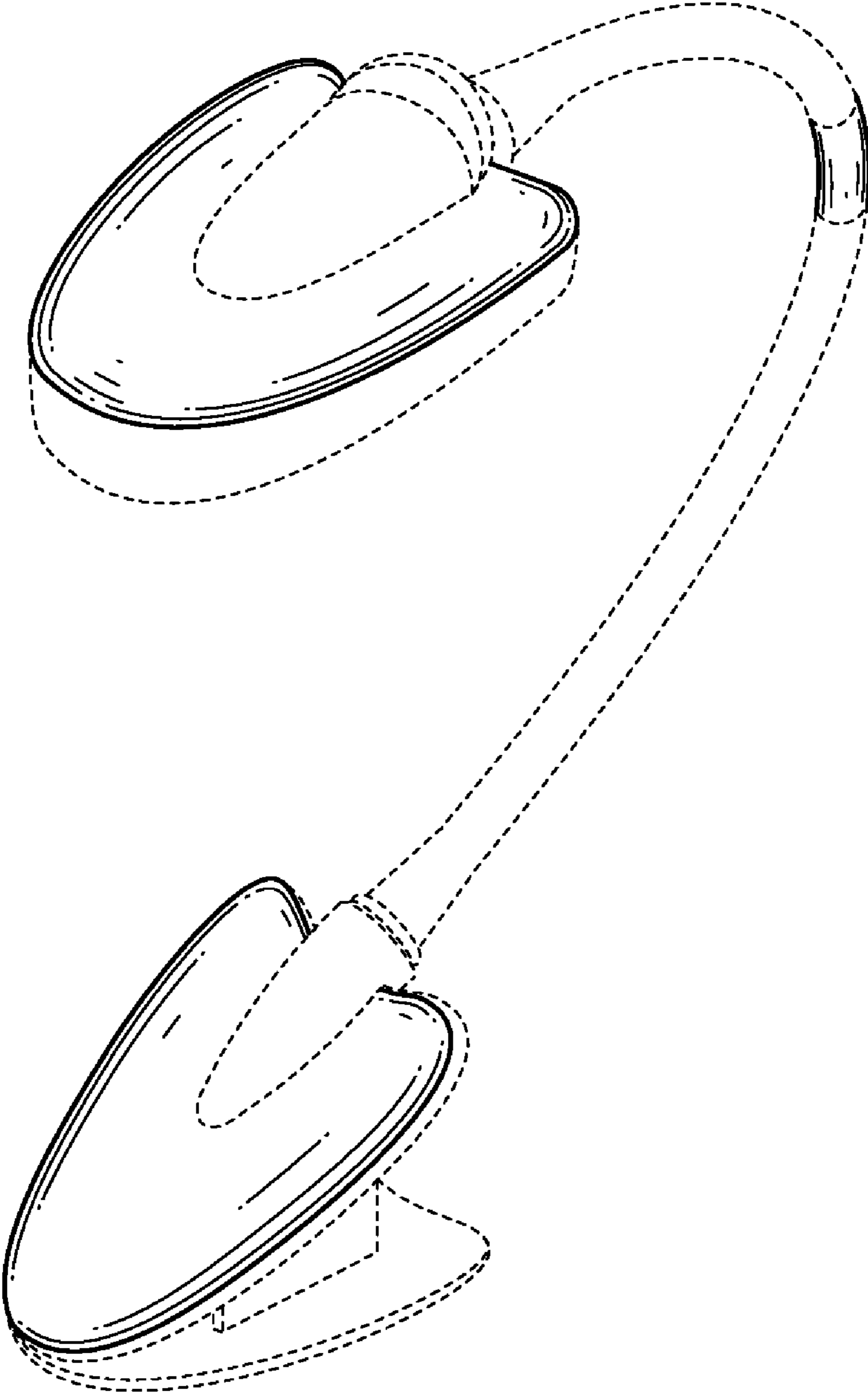


FIG. 6

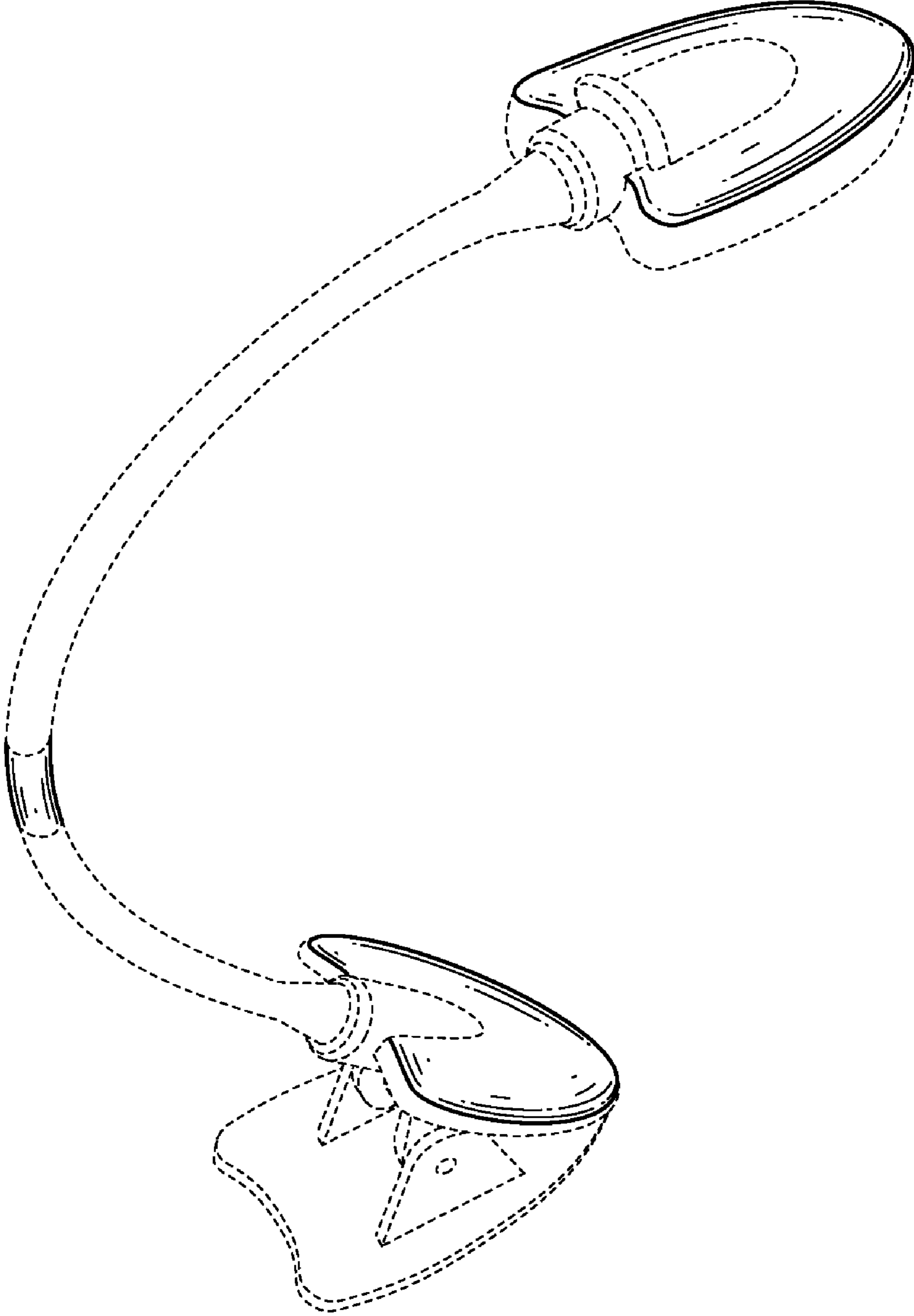


FIG. 7