



US00D600835S

(12) **United States Design Patent**
Kimura et al.

(10) **Patent No.:** **US D600,835 S**

(45) **Date of Patent:** **** Sep. 22, 2009**

(54) **FLOORING MATERIALS**

(75) Inventors: **Motoyasu Kimura**, Tokyo (JP); **Tomoei Kimura**, Tokyo (JP)

(73) Assignee: **Kabushiki Kaisha Kimura Giken**, Tokyo (JP)

(**) Term: **14 Years**

(21) Appl. No.: **29/298,238**

(22) Filed: **Nov. 30, 2007**

(51) **LOC (9) Cl.** **25-01**

(52) **U.S. Cl.** **D25/157**

(58) **Field of Classification Search** D25/157,
D25/158, 160, 161, 162; 52/384, 387, 386,
52/385, 772, 475.1; 428/33, 53, 80, 49
See application file for complete search history.

(56) **References Cited**

U.S. PATENT DOCUMENTS

746,290	A *	12/1903	Chappell	52/384
1,874,790	A *	8/1932	Mortenson	52/387
2,016,918	A *	10/1935	Born	52/385
D119,442	S *	3/1940	Slechta	D25/160
3,041,785	A *	7/1962	MacDonald et al.	52/309.3
D196,565	S *	10/1963	Zola	D5/53

3,341,996	A *	9/1967	Jones et al.	52/309.13
4,561,232	A *	12/1985	Gladden et al.	52/385
D299,871	S *	2/1989	Jennings	D25/157
5,238,721	A *	8/1993	Nakazawa	428/44
D490,914	S *	6/2004	Story	D25/157

* cited by examiner

Primary Examiner—Doris Clark

(74) *Attorney, Agent, or Firm*—Knobbe Martens Olson & Bear LLP

(57) **CLAIM**

The ornamental design for flooring material, as shown and described.

DESCRIPTION

FIG. 1 is a front view of flooring material;

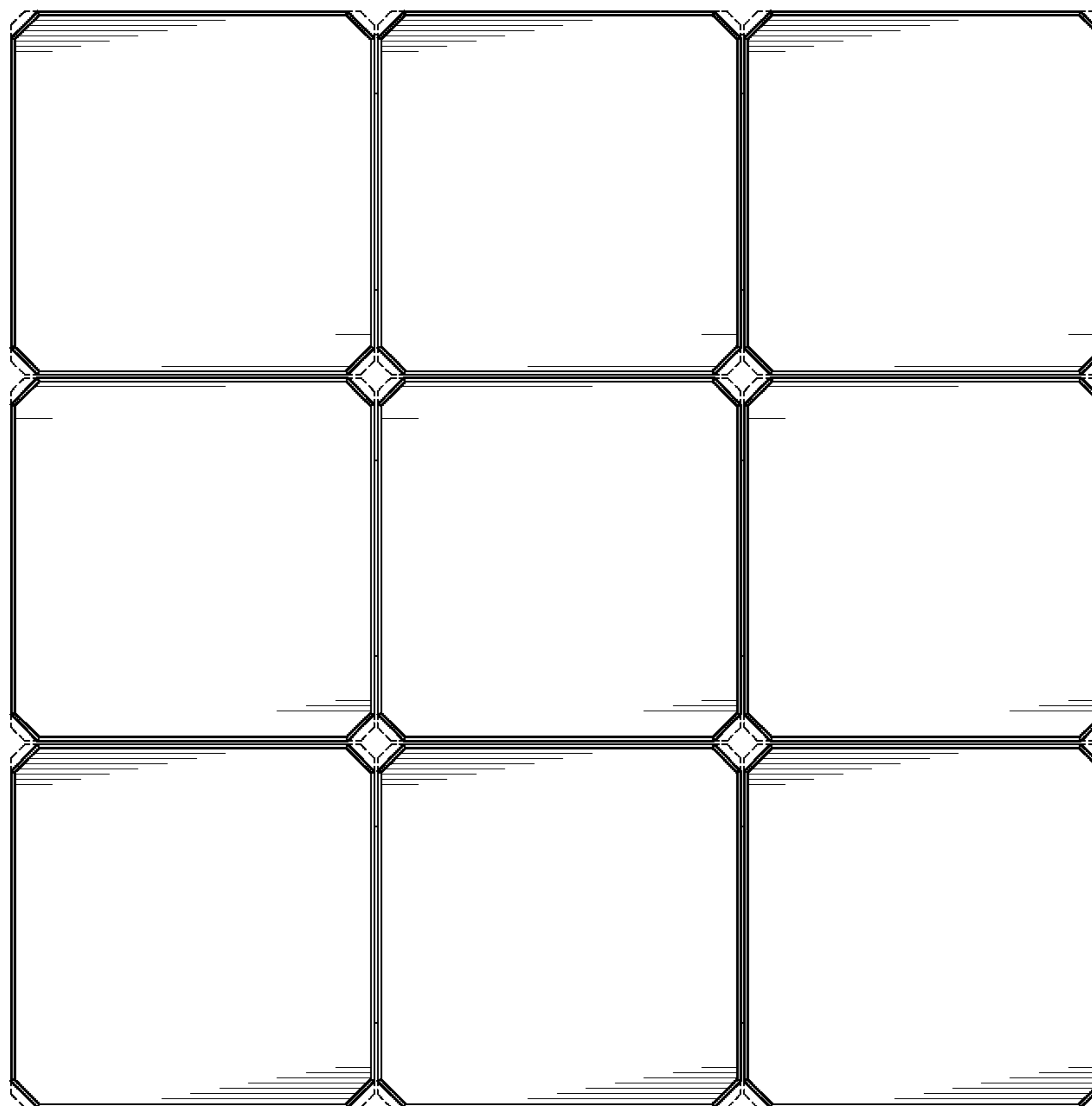
FIG. 2 is a rear view thereof;

FIG. 3 is a left side view thereof, with a right side view being a mirror image of the left side view; and,

FIG. 4 is a top plan view thereof, with a bottom plan view being a mirror image of the top plan view.

The broken lines are for illustrative purposes only and form no part of the claimed design.

1 Claim, 3 Drawing Sheets






FIG. 1




FIG. 2



FIG. 3



FIG. 4