



US00D600786S

(12) **United States Design Patent**
Lovatt

(10) **Patent No.:** **US D600,786 S**
(45) **Date of Patent:** **** Sep. 22, 2009**

(54) **TOILET SEAT ADAPTOR AND POTTY**

5,974,598 A 11/1999 Granda-Cabrera
D489,438 S * 5/2004 Hunt D23/311
D583,032 S * 12/2008 Lovatt D23/296

(75) Inventor: **Christopher Lovatt**, Chippenham (GB)

FOREIGN PATENT DOCUMENTS

(73) Assignees: **Alan Frederick Sandy**, Devon (GB);
Gillian Paula Wright, Buckinghamshire
(GB)

DE 29804697 U1 7/1998
EM RCD000705991 5/2007
WO WO89/11317 A2 11/1989

(**) Term: **14 Years**

* cited by examiner

(21) Appl. No.: **29/320,574**

Primary Examiner—Robert A Delehanty

(22) Filed: **Jun. 30, 2008**

(74) *Attorney, Agent, or Firm*—Withrow & Terranova, PLLC

(30) **Foreign Application Priority Data**

(57) **CLAIM**

Jun. 6, 2008 (EM) 000949706-0001

The ornamental design for toilet seat adaptor and potty, as shown and described in FIGS. 1–4.

(51) **LOC (9) Cl.** **23-02**

DESCRIPTION

(52) **U.S. Cl.** **D23/296**

FIG. 1 is a front perspective view with of the toilet seat adaptor and potty;

(58) **Field of Classification Search** D23/273–274,
D23/303, 309, 311; 4/663–664, 444, 485–486,
4/661, 234, 237, 242.1, 245.1, 902, DIG. 15,
4/217

FIG. 2 is a front view of the toilet seat adaptor and potty;

FIG. 3 is a top view of the toilet seat adaptor and potty; and,

FIG. 4 is a side view of the toilet seat adaptor and potty.

See application file for complete search history.

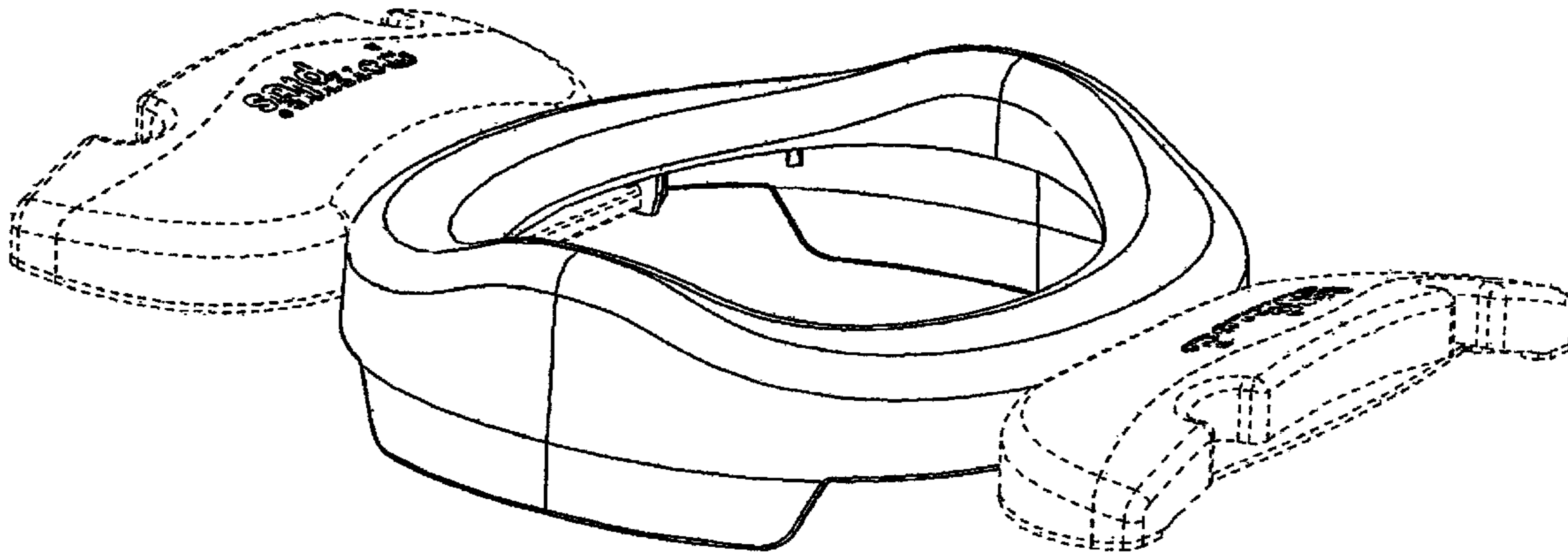
The broken lines showing portions of the toilet seat are included for the purpose of illustrating the toilet seat and form no part of the claimed design.

(56) **References Cited**

U.S. PATENT DOCUMENTS

5,155,871 A * 10/1992 Sams 4/484
5,161,263 A 11/1992 Geneve et al.

1 Claim, 4 Drawing Sheets



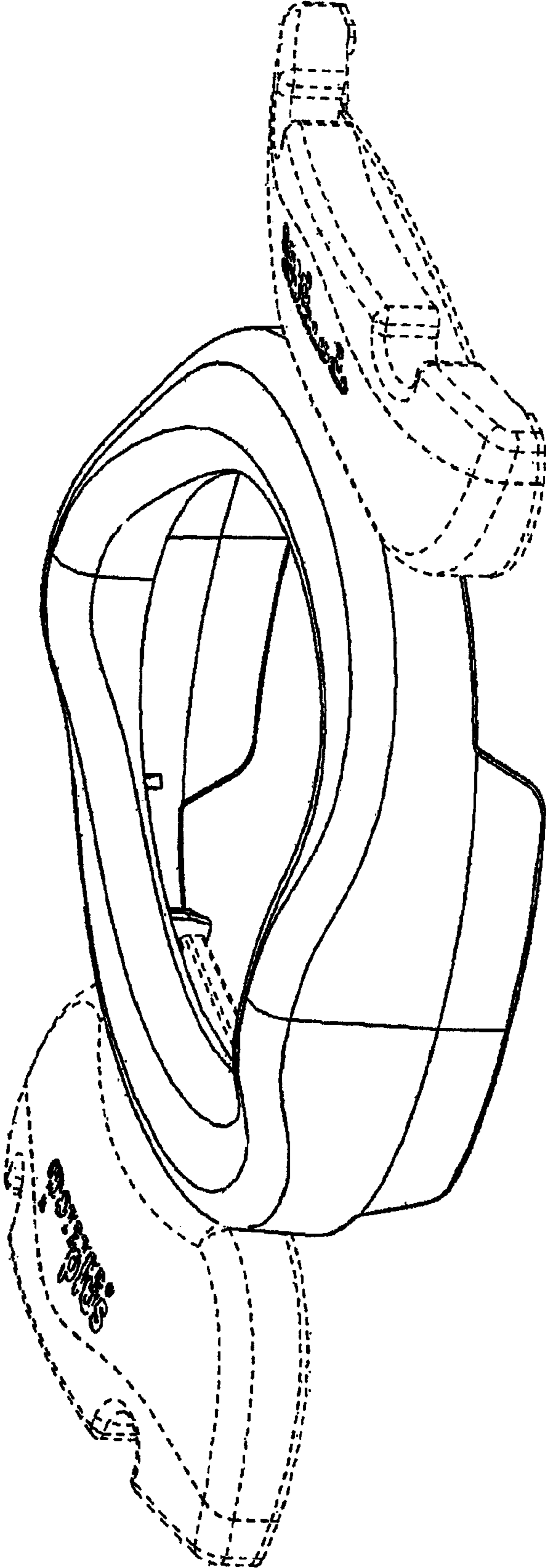


FIG. 1

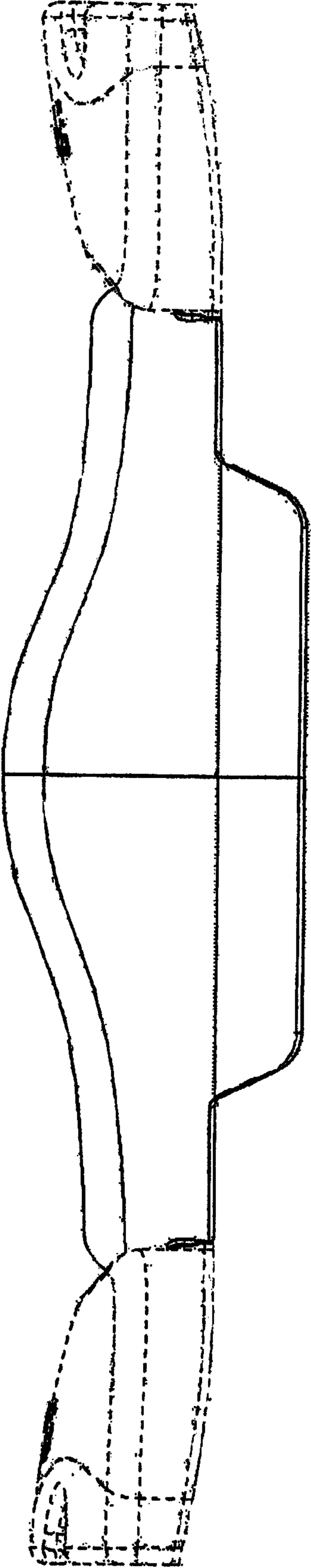


FIG. 2

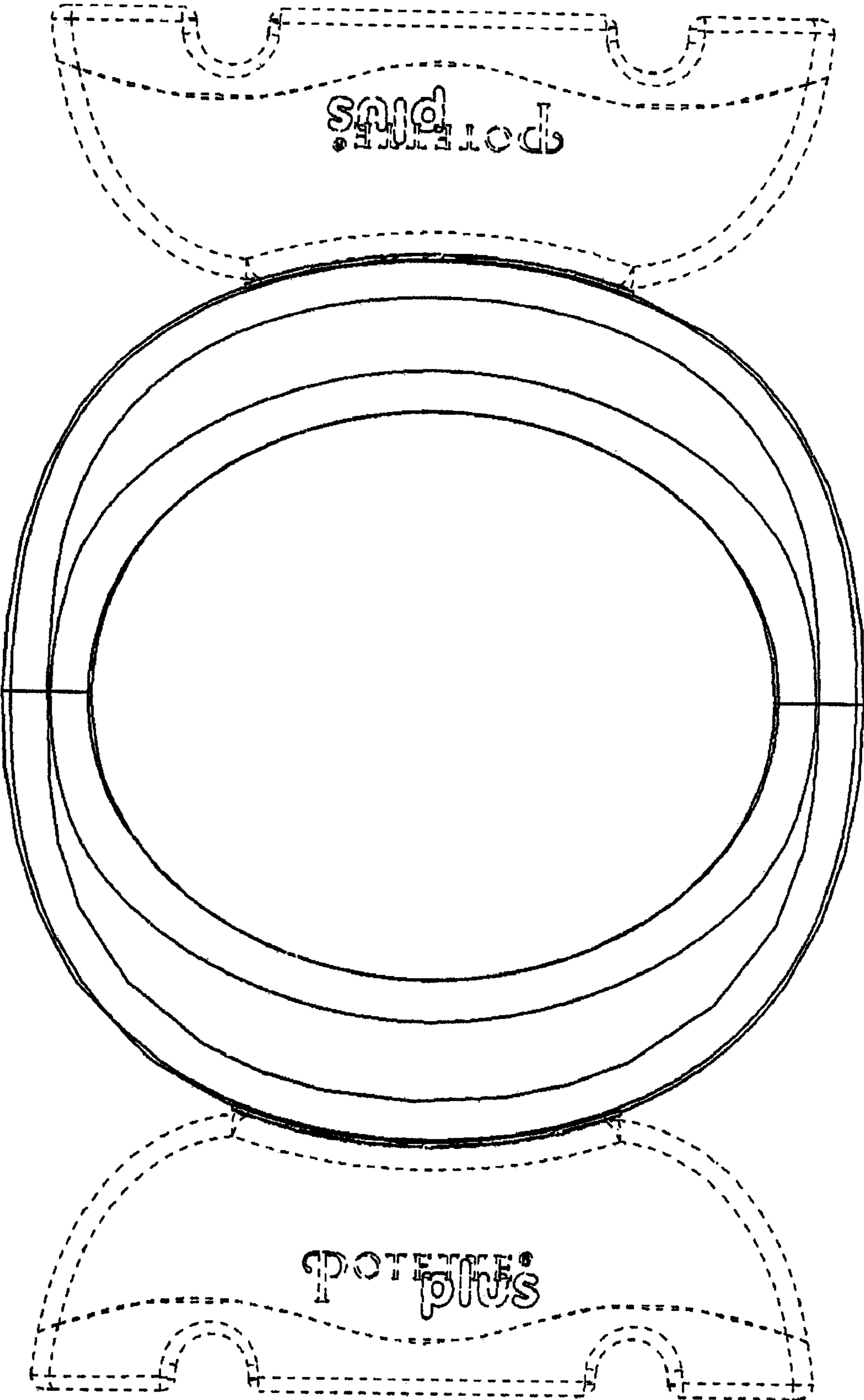


FIG. 3

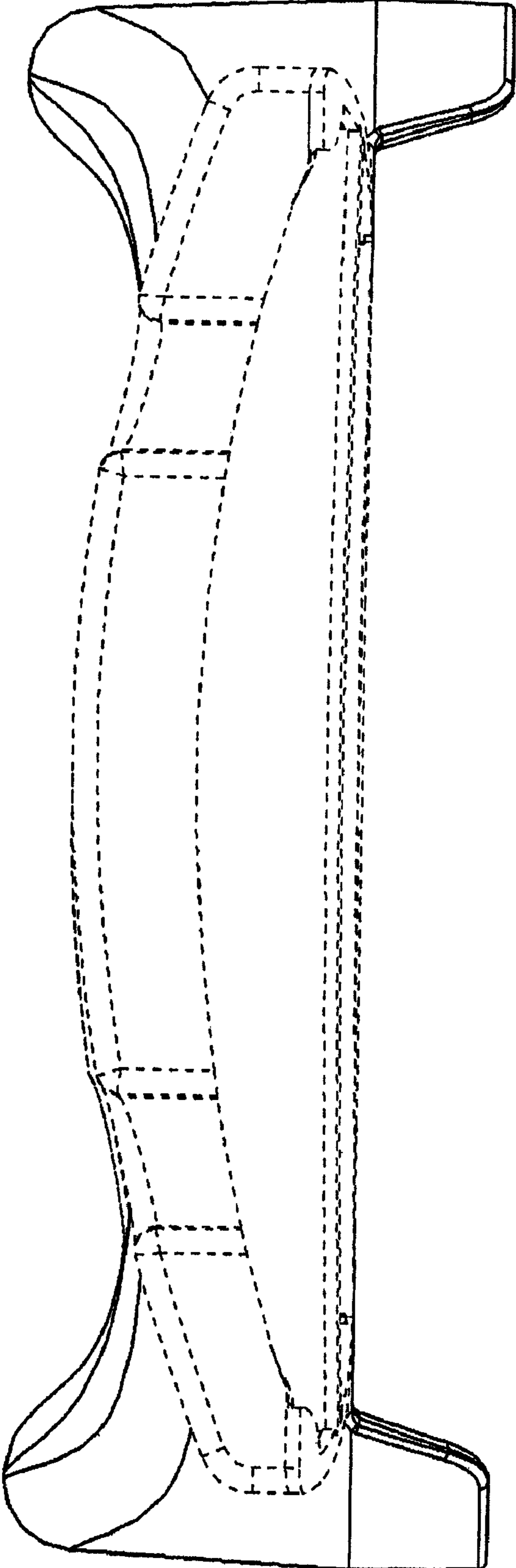


FIG. 4