



US00D600758S

(12) **United States Design Patent**
Sutherland et al.

(10) **Patent No.:** **US D600,758 S**
(45) **Date of Patent:** **** Sep. 22, 2009**

(54) **BASEBALL BAT**

(76) Inventors: **Terrance W. Sutherland**, G102-700
Sussex Drive, Ottawa, ON (CA) K1N
1K4; **Stephen Fitzgerald**, 2103 Hubbard
Crescent, Ottawa, ON (CA) K1J 6L3;
Frederic St. Laurent, 112 rue de la
Cascade, Vals des Monts, QC (CA) J8N
1H9

(**) Term: **14 Years**

(21) Appl. No.: **29/283,753**

(22) Filed: **Aug. 22, 2007**

(51) **LOC (9) Cl.** **21-02**

(52) **U.S. Cl.** **D21/725**

(58) **Field of Classification Search** D21/722,
D21/725; 473/565-568

See application file for complete search history.

(56) **References Cited**

U.S. PATENT DOCUMENTS

D445,859 S * 7/2001 Pitsenberger D21/725

D485,876 S * 1/2004 Andrews D21/725

7,207,907 B2 * 4/2007 Guenther et al. 473/566

D560,261 S * 1/2008 Satloff et al. D21/725

7,361,107 B2 * 4/2008 Giannetti et al. 473/567

* cited by examiner

Primary Examiner—Mitchell I Siegel

(74) *Attorney, Agent, or Firm*—Miltos LLP

(57) **CLAIM**

I claim the ornamental design for a baseball bat, as shown and described.


DESCRIPTION

FIG. 1 is a perspective view of a baseball bat according to the design of generally circular cross-section having grooved indentations in the taper portion.

FIG. 2 is a top elevational view of the bat of FIG. 1; and,

FIG. 3 is a front elevational view of the bat of FIG. 1.

1 Claim, 1 Drawing Sheet






FIGURE 1

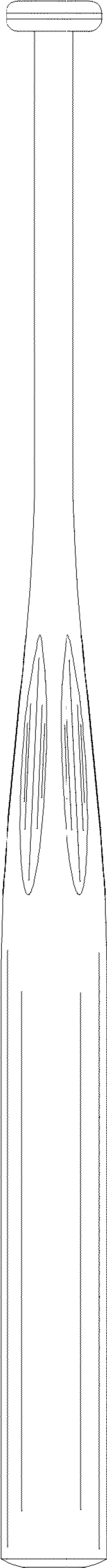


FIGURE 2

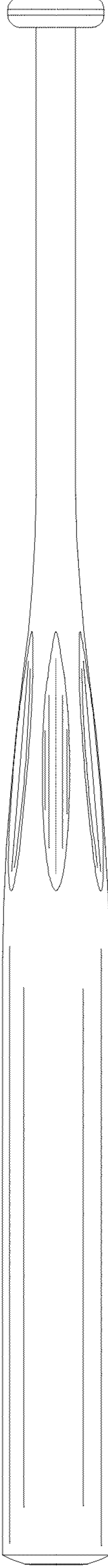


FIGURE 3