



US00D600741S

(12) **United States Design Patent**
Sued et al.

(10) **Patent No.:** **US D600,741 S**
(45) **Date of Patent:** **** Sep. 22, 2009**

(54) **SHREDDER BASKET**

(57) **CLAIM**

(76) Inventors: **Charles Sued**, c/o Executive Machines, P.O. Box 320150, Brooklyn, NY (US) 11232; **Aron Abramson**, c/o Executive Machines, P.O. Box 320150, Brooklyn, NY (US) 11232; **Joby Thomas**, 12527 NW. 18th Manor, Pembroke Pines, FL (US) 11232

We claim a new ornamental design for a shredder basket, as shown and described.

(**) Term: **14 Years**

DESCRIPTION

(21) Appl. No.: **29/297,088**

FIG. 1 is a perspective view of a shredder basket showing our new design;

(22) Filed: **Nov. 2, 2007**

FIG. 2 is a front elevational view of the shredder basket of FIG. 1;

(51) **LOC (9) Cl.** **18-04**

(52) **U.S. Cl.** **D18/34.9; D34/1**

(58) **Field of Classification Search** D18/34.1-34.9; 241/100, 236, 101.78, 36; 83/613, 614, 623, 83/485, 57-68; 164/468; D34/1, 5, 6
See application file for complete search history.

FIG. 3 is a rear elevational view of the shredder basket of FIG. 1;

FIG. 4 is a left side elevational view of the shredder basket of FIG. 1;

FIG. 5 is a right side elevational view of the shredder basket of FIG. 1;

FIG. 6 is a top plan view of the shredder basket of FIG. 1;

FIG. 7 is a bottom plan view of the shredder basket of FIG. 1;

FIG. 8 is a perspective view of a modified embodiment of the design shown in FIGS. 1 through 7;

FIG. 9 is a front elevational view of the shredder basket of FIG. 8;

FIG. 10 is a rear elevational view of the shredder basket of FIG. 8;

FIG. 11 is a left side elevational view of the shredder basket of FIG. 8;

FIG. 12 is a right side elevational view of the shredder basket of FIG. 8;

FIG. 13 is a top plan view of the shredder basket of FIG. 8; and,

FIG. 14 is a bottom plan view of the shredder basket of FIG. 8.

The broken lines in FIGS. 1 through 6 represent environment and are for illustrative purposes only and do not constitute part of the claimed design.

(56) **References Cited**

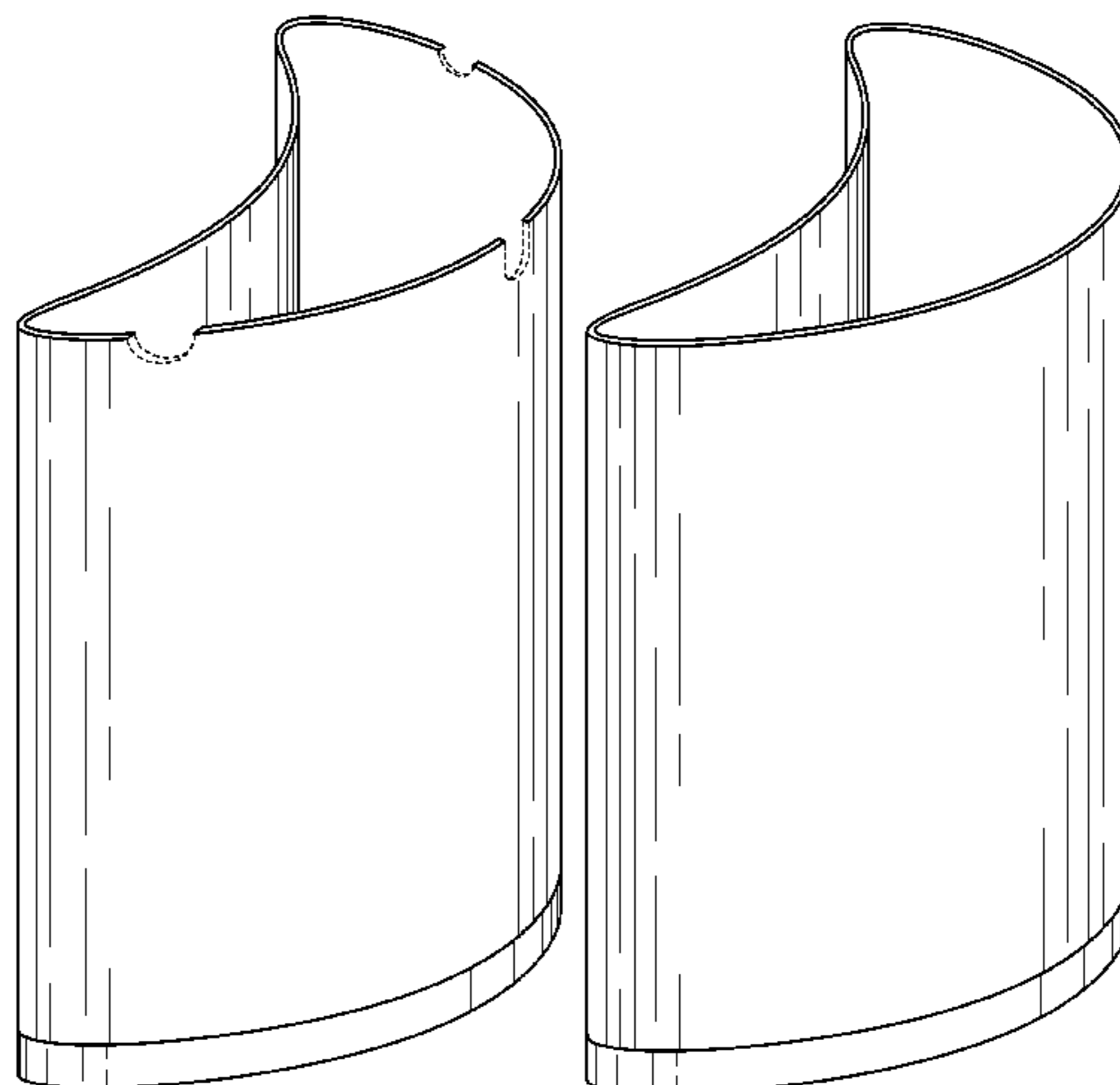
U.S. PATENT DOCUMENTS

D199,000	S	*	8/1964	Johnson	D34/1
D336,703	S	*	6/1993	Mason et al.	D34/1
D420,185	S	*	2/2000	Hampshire	D34/1
D436,705	S	*	1/2001	Dow et al.	D34/5
D444,278	S	*	6/2001	Myers, Jr.	D32/54
D485,716	S	*	1/2004	Boron	D6/511
D492,075	S	*	6/2004	Lin	D34/1
D518,266	S	*	3/2006	Yang et al.	D34/9
D534,944	S	*	1/2007	Bai	D18/34.4
D535,684	S	*	1/2007	Lo	D18/34.5
D539,498	S	*	3/2007	Yang et al.	D34/9
7,195,185	B2	*	3/2007	Matlin	241/100
7,344,096	B2	*	3/2008	Matlin et al.	241/100
D577,059	S	*	9/2008	Sued et al.	D18/34.4
D587,297	S	*	2/2009	Kent et al.	D18/34.5

* cited by examiner

Primary Examiner—Charles A Rademaker
(74) *Attorney, Agent, or Firm*—Garcia-Zamor IP Law; Ruy M. Garcia-Zamor

1 Claim, 10 Drawing Sheets



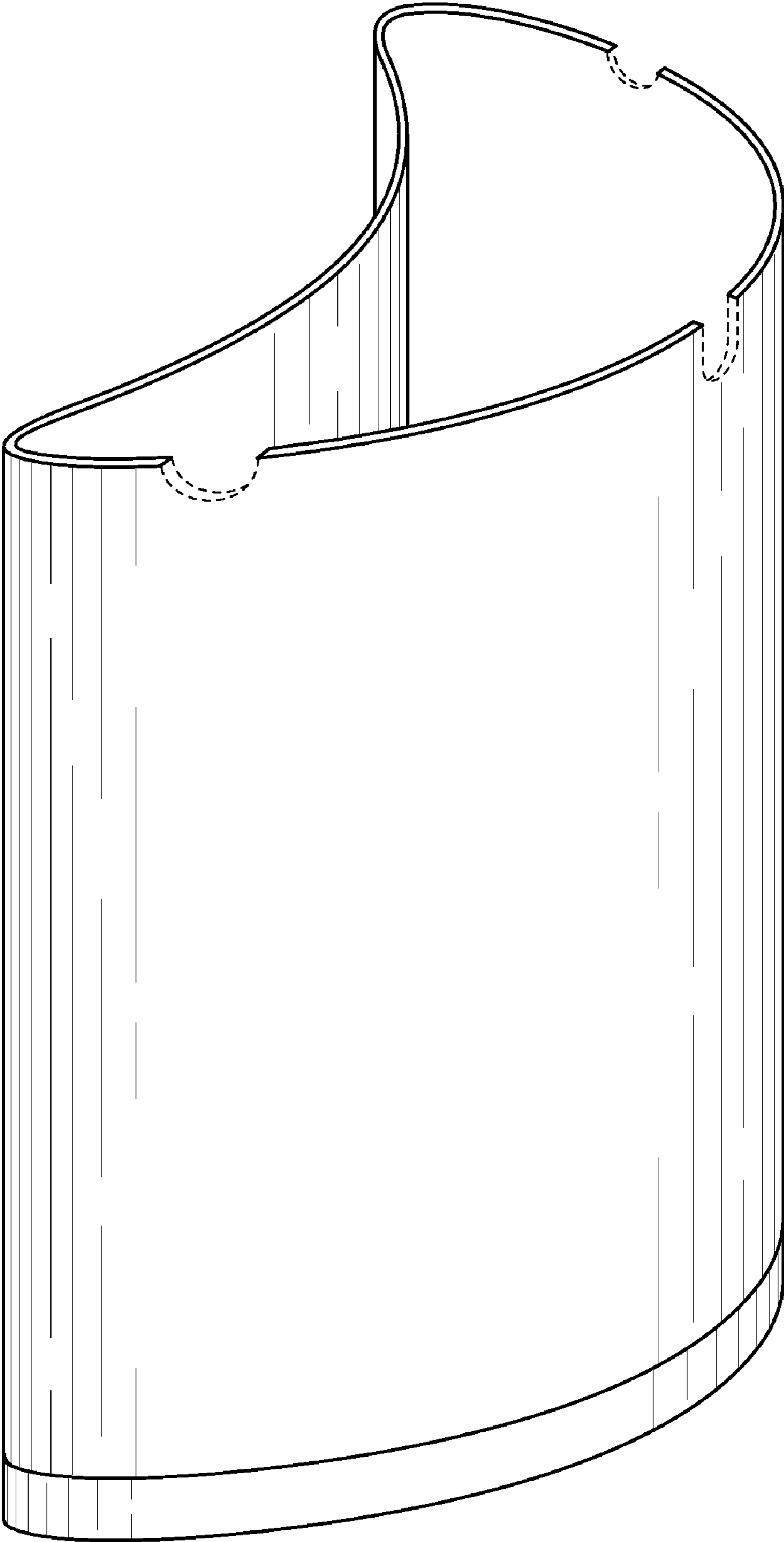


FIG. 1




FIG. 2




FIG. 3

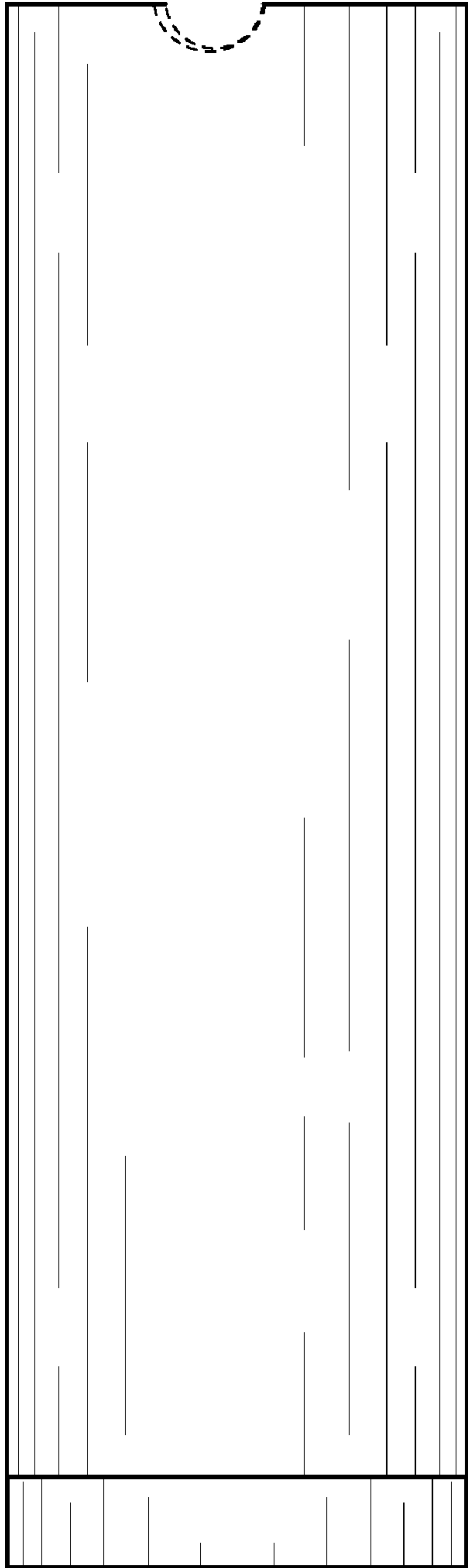


FIG. 4




FIG. 5

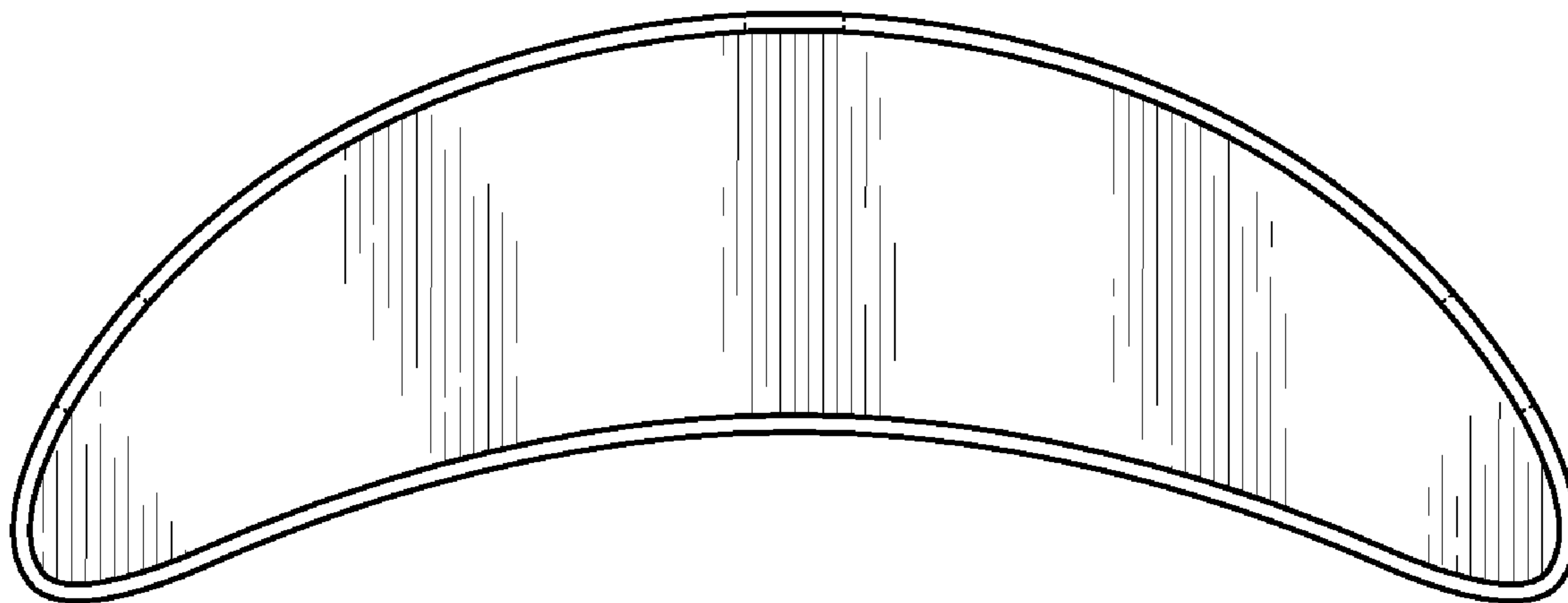


FIG. 6

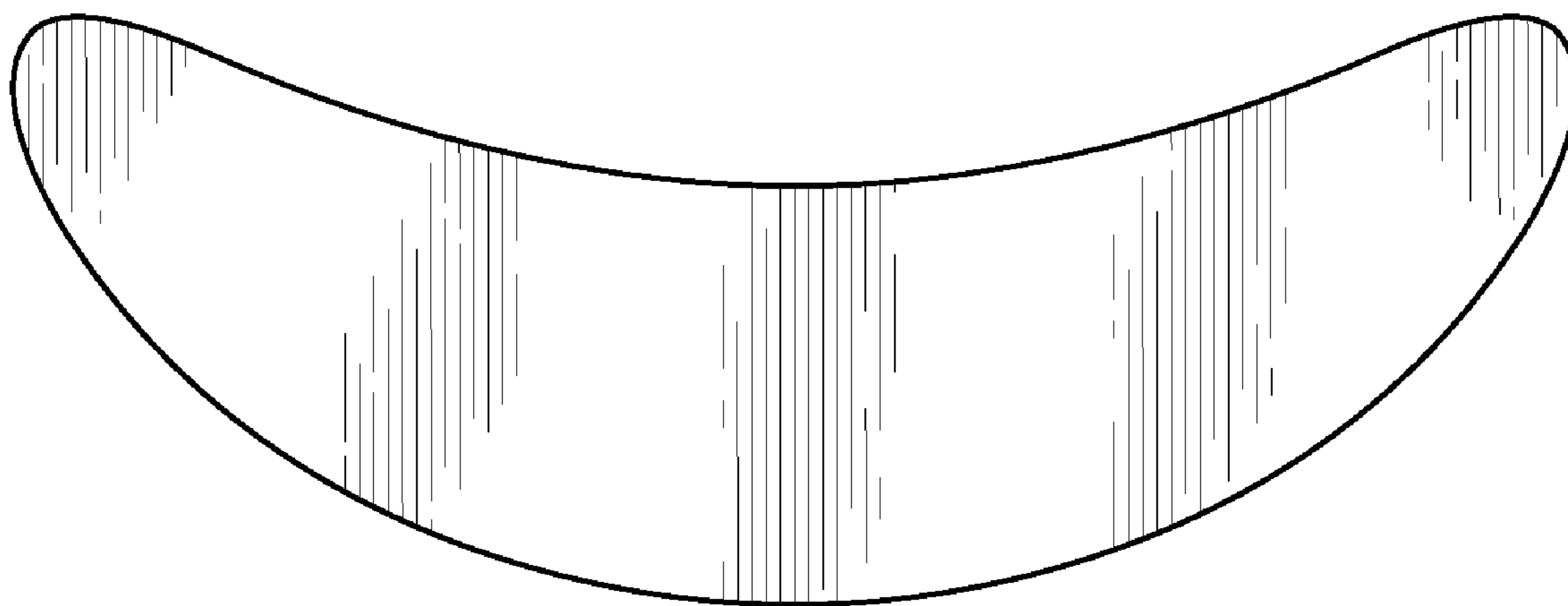


FIG. 7

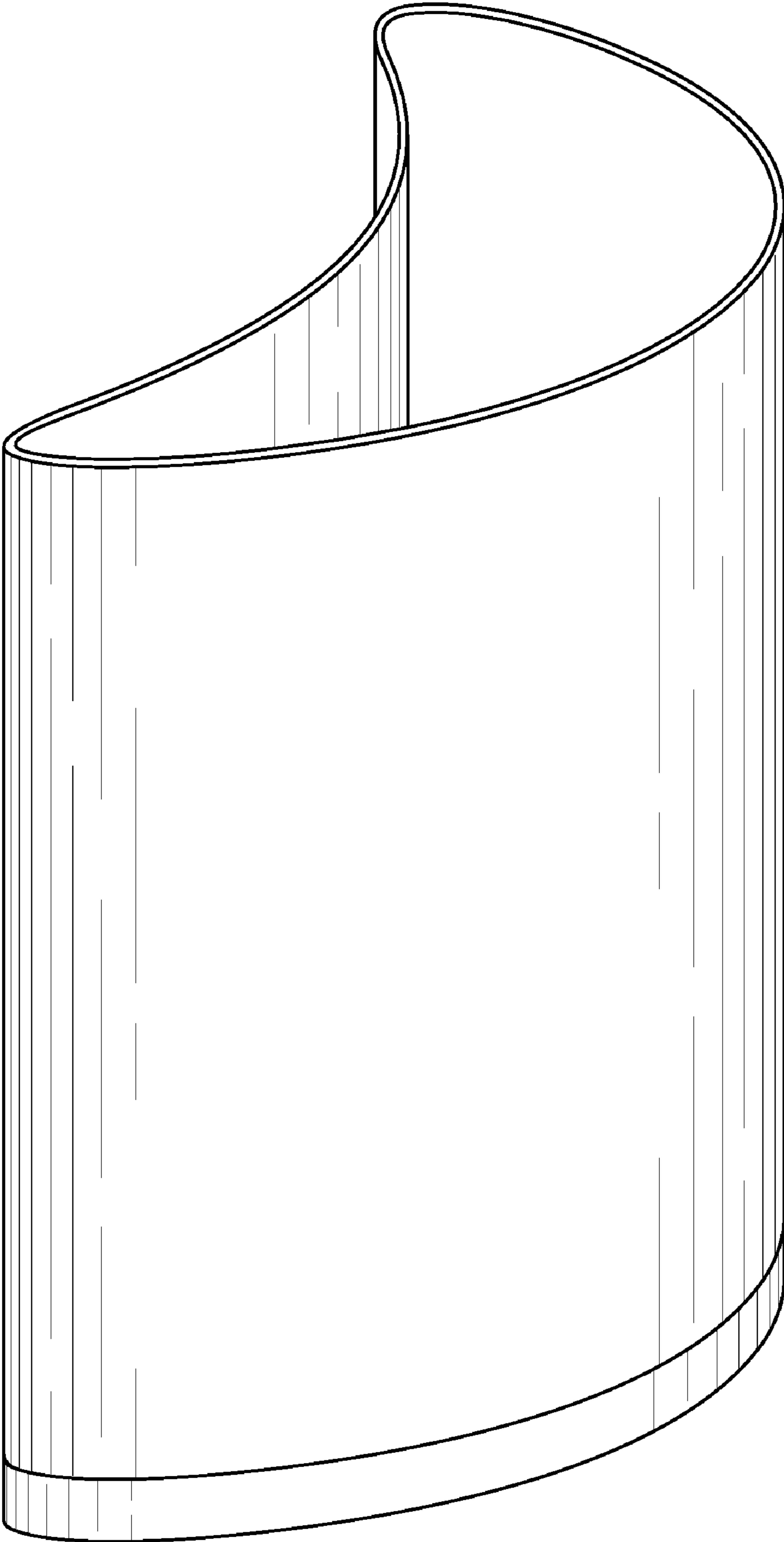


FIG. 8




FIG. 9




FIG. 10




FIG. 11




FIG. 12

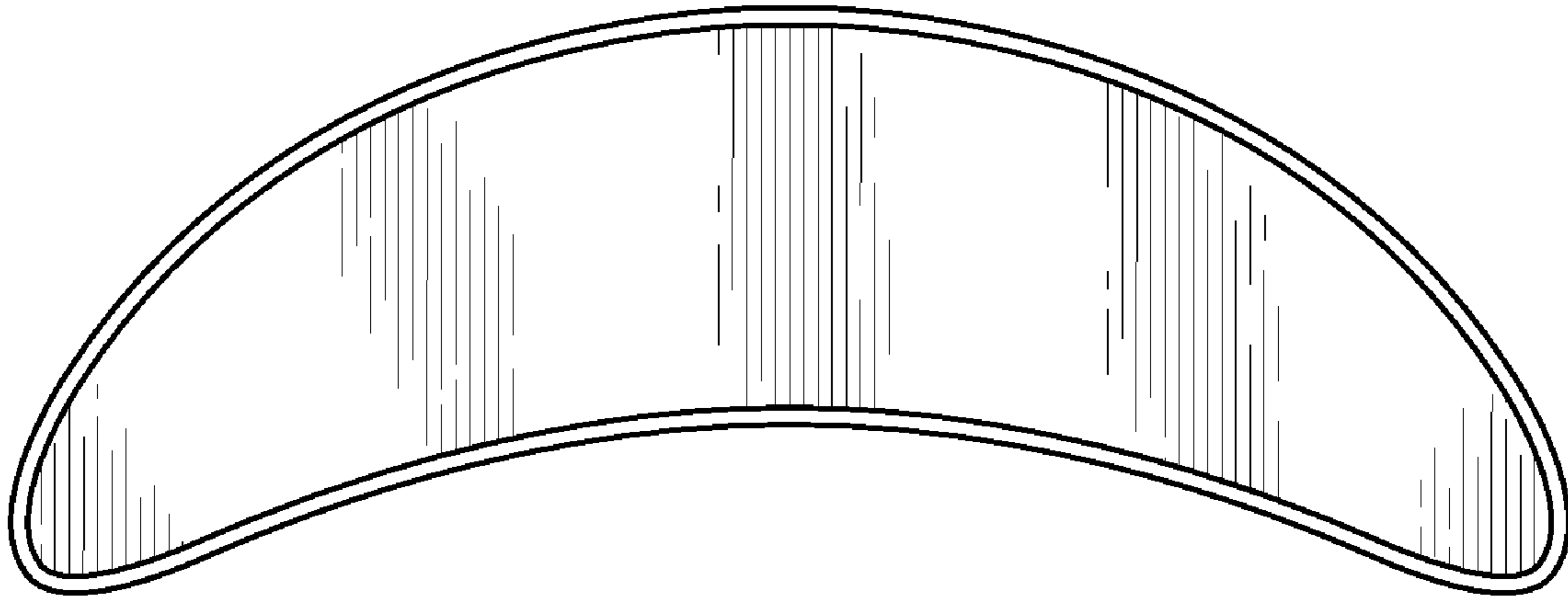


FIG. 13

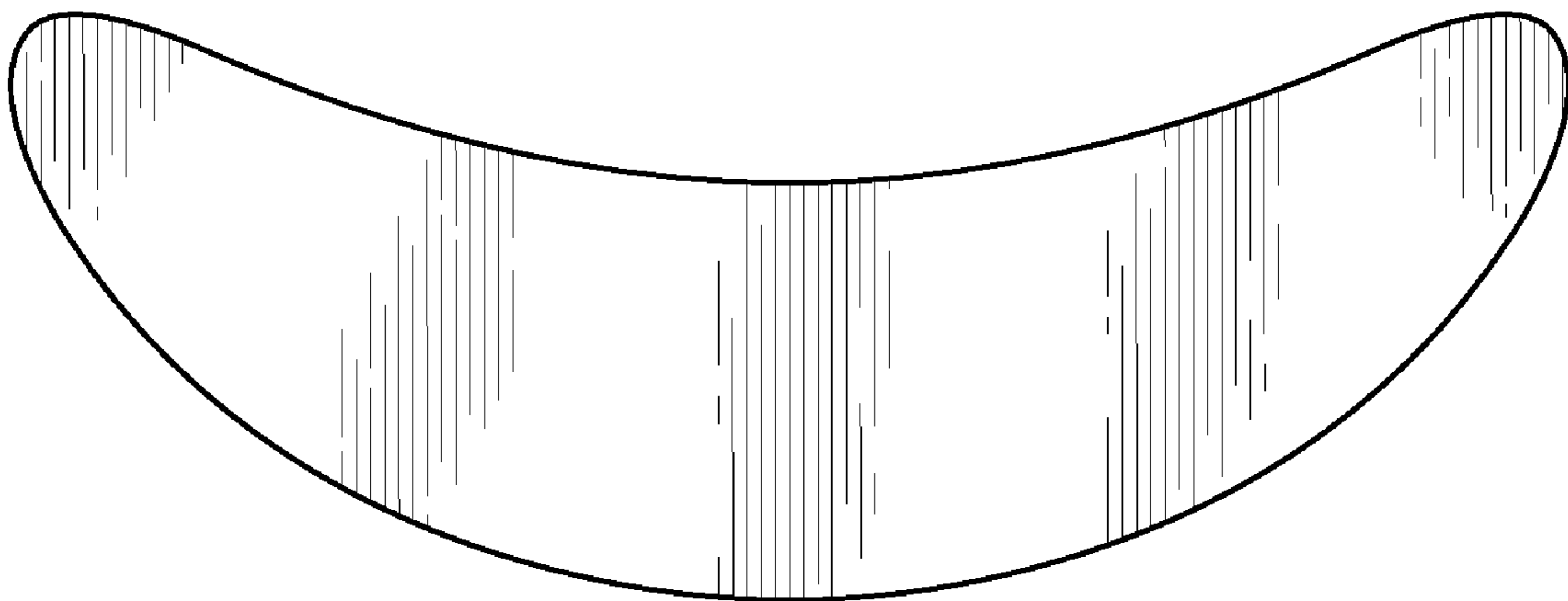


FIG. 14