



US00D600722S

(12) **United States Design Patent**  
**Yabe et al.**

(10) **Patent No.:** **US D600,722 S**  
(45) **Date of Patent:** **\*\* Sep. 22, 2009**

(54) **FAN SHROUD FOR CONSTRUCTION MACHINERY**

(75) Inventors: **Mitsuo Yabe**, Hiratsuka (JP); **Masahiro Ikeda**, Chigasaki (JP); **Tomoya Watanabe**, Hiratsuka (JP); **Hiroaki Inoue**, Hiratsuka (JP); **Satoru Nishimura**, Ikoma (JP)

(73) Assignee: **Komatsu Ltd.**, Tokyo (JP)

(\*\*) Term: **14 Years**

(21) Appl. No.: **29/327,462**

(22) Filed: **Nov. 6, 2008**

(30) **Foreign Application Priority Data**

May 7, 2008 (JP) ..... 2008-011481

(51) **LOC (9) Cl.** ..... **15-03**

(52) **U.S. Cl.** ..... **D15/28; D23/411**

(58) **Field of Classification Search** ..... D15/5, D15/10, 17, 28, 31, 144, 199; D23/411, D23/412, 414, 386, 324, 381, 382; D12/196, D12/197, 216; D24/232; 415/173.1, 215.1, 415/213.1, 126, 127, 214.1, 223; 416/244 R, 416/247 R; 180/68.6, 68.4; 123/41, 49, 123/41.7; 165/122

See application file for complete search history.

(56) **References Cited**

**U.S. PATENT DOCUMENTS**

D228,403 S \* 9/1973 Comer ..... D15/17  
3,759,023 A \* 9/1973 Comer ..... 56/320.1  
D237,524 S \* 11/1975 Cognata ..... D15/17  
4,043,708 A \* 8/1977 Greenfield ..... 417/363  
D259,346 S \* 5/1981 DeHaven ..... D15/199  
5,024,267 A \* 6/1991 Yamaguchi et al. .... 165/122  
D354,087 S \* 1/1995 Dunlap et al. .... D20/42  
5,410,992 A \* 5/1995 Hunt et al. .... 123/41.49  
D403,337 S \* 12/1998 Or ..... D15/199

D404,370 S \* 1/1999 Kimura ..... D13/182  
5,884,589 A \* 3/1999 Sakamoto et al. .... 123/41.49  
6,203,287 B1 \* 3/2001 Hendrix et al. .... 417/313  
D440,929 S \* 4/2001 Marko et al. .... D12/196  
6,254,742 B1 \* 7/2001 Hanson et al. .... 204/279  
D449,621 S \* 10/2001 Hamlin ..... D15/5  
6,390,770 B1 \* 5/2002 Takeshita ..... 415/119  
6,423,175 B1 \* 7/2002 Huang et al. .... 156/345.51  
D491,963 S \* 6/2004 Doba ..... D15/144  
7,077,624 B2 \* 7/2006 Brown ..... 415/126  
D532,095 S \* 11/2006 Calkins ..... D23/370  
D556,704 S \* 12/2007 Nakamura et al. .... D13/182  
D559,994 S \* 1/2008 Nagakubo et al. .... D24/232  
7,384,234 B2 \* 6/2008 Petersen et al. .... 415/1  
D587,133 S \* 2/2009 Berman ..... D9/708  
2003/0030348 A1 \* 2/2003 Lopatinsky et al. .... 310/254  
2003/0034153 A1 \* 2/2003 Hitt et al. .... 165/149  
2003/0136544 A1 \* 7/2003 Albright et al. .... 165/51

(Continued)

*Primary Examiner*—Stella M Reid

*Assistant Examiner*—Mark A Goodwin

(74) *Attorney, Agent, or Firm*—Fox Rothschild, LLP

(57) **CLAIM**

The ornamental design for a fan shroud for construction machinery, as shown and described.

**DESCRIPTION**

FIG. 1 is a perspective view of a fan shroud for construction machinery showing our new design;

FIG. 2 is a front view thereof;

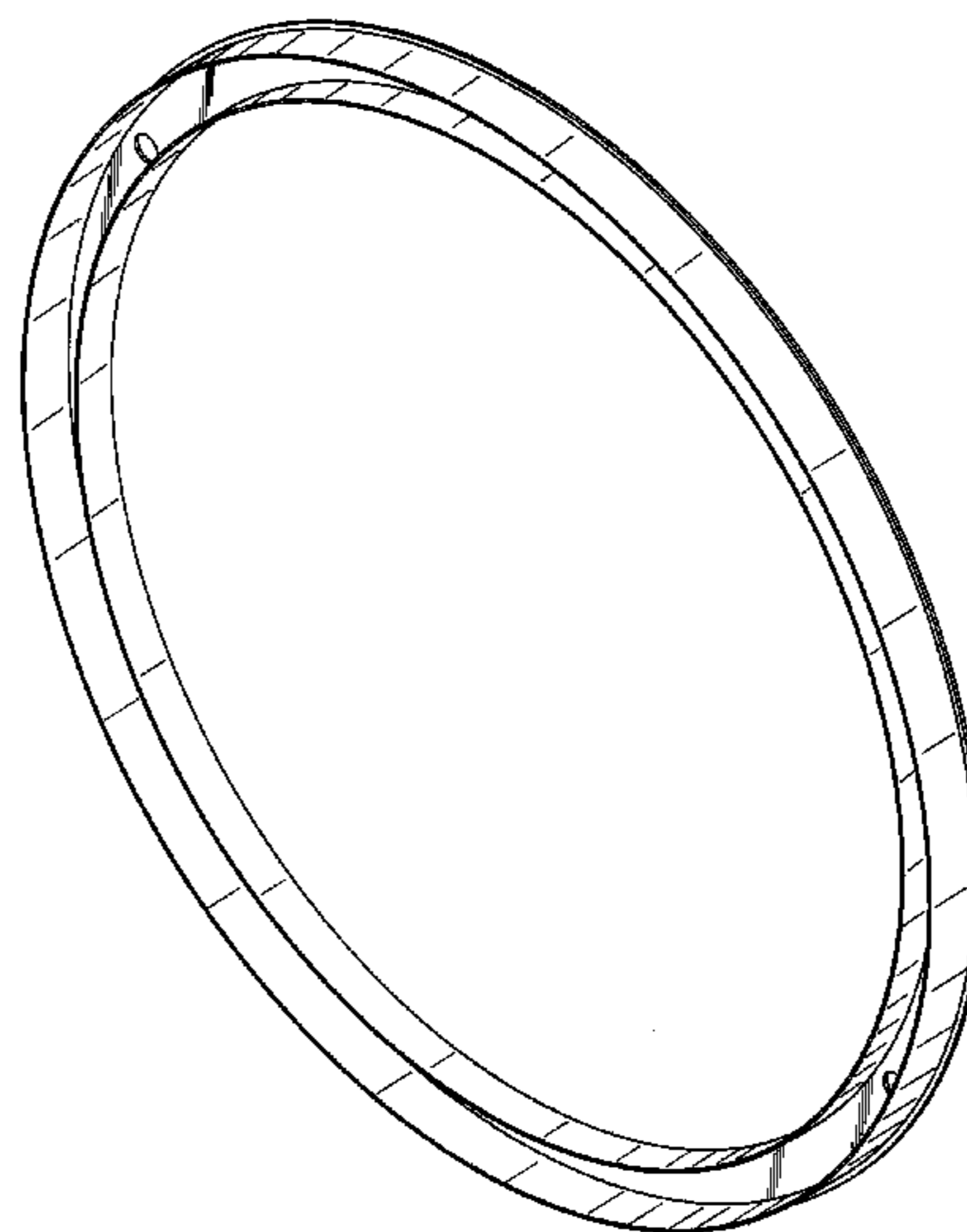
FIG. 3 is a rear view thereof;

FIG. 4 is an enlarged top plan view thereof, the opposite side view being a mirror image thereof;

FIG. 5 is an enlarged right side view thereof, the opposite side view being a mirror image thereof; and,

FIG. 6 is an enlarged cross-sectional view taken along line 6—6 in FIG. 2.

**1 Claim, 6 Drawing Sheets**



# US D600,722 S

Page 2

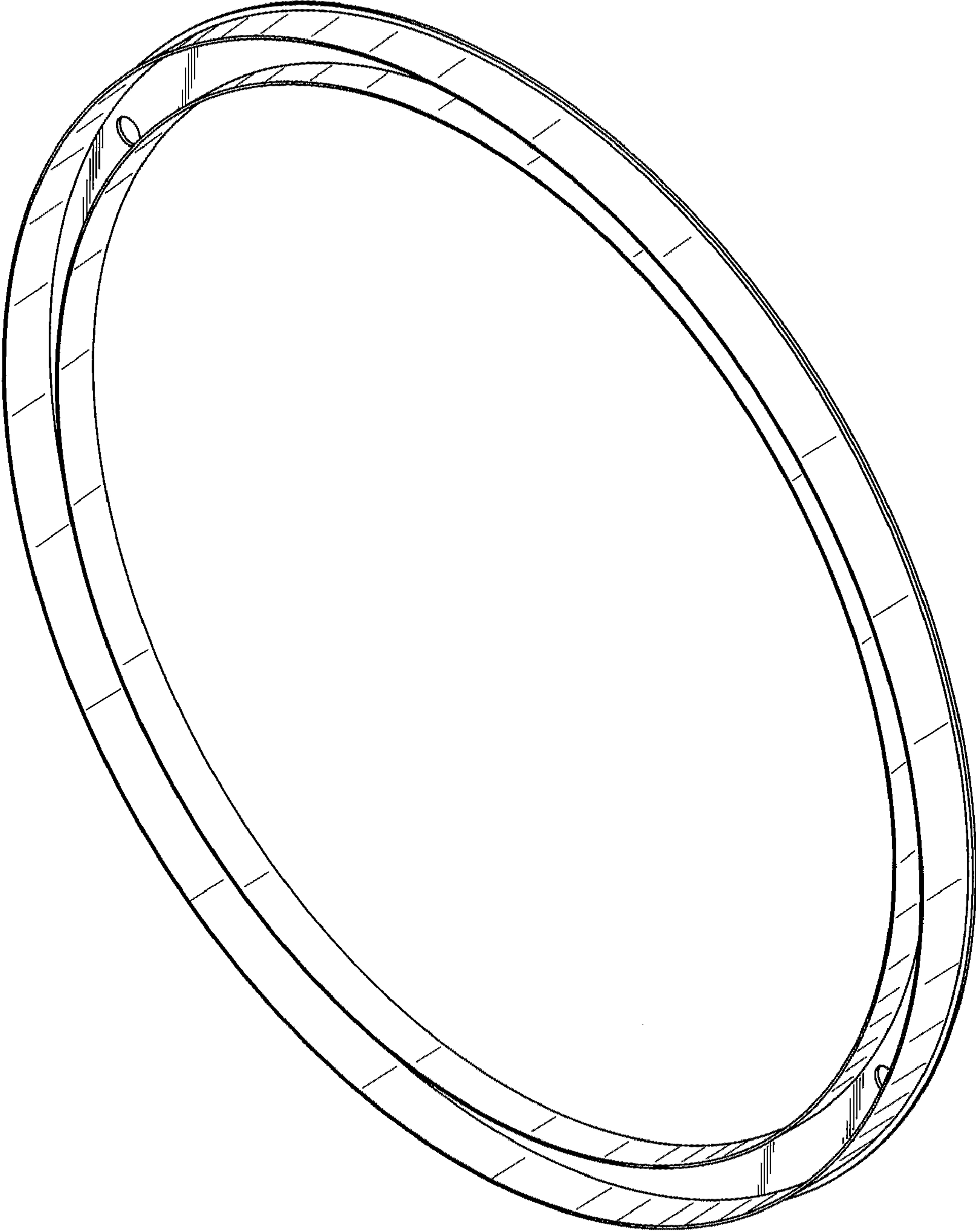
---

## U.S. PATENT DOCUMENTS

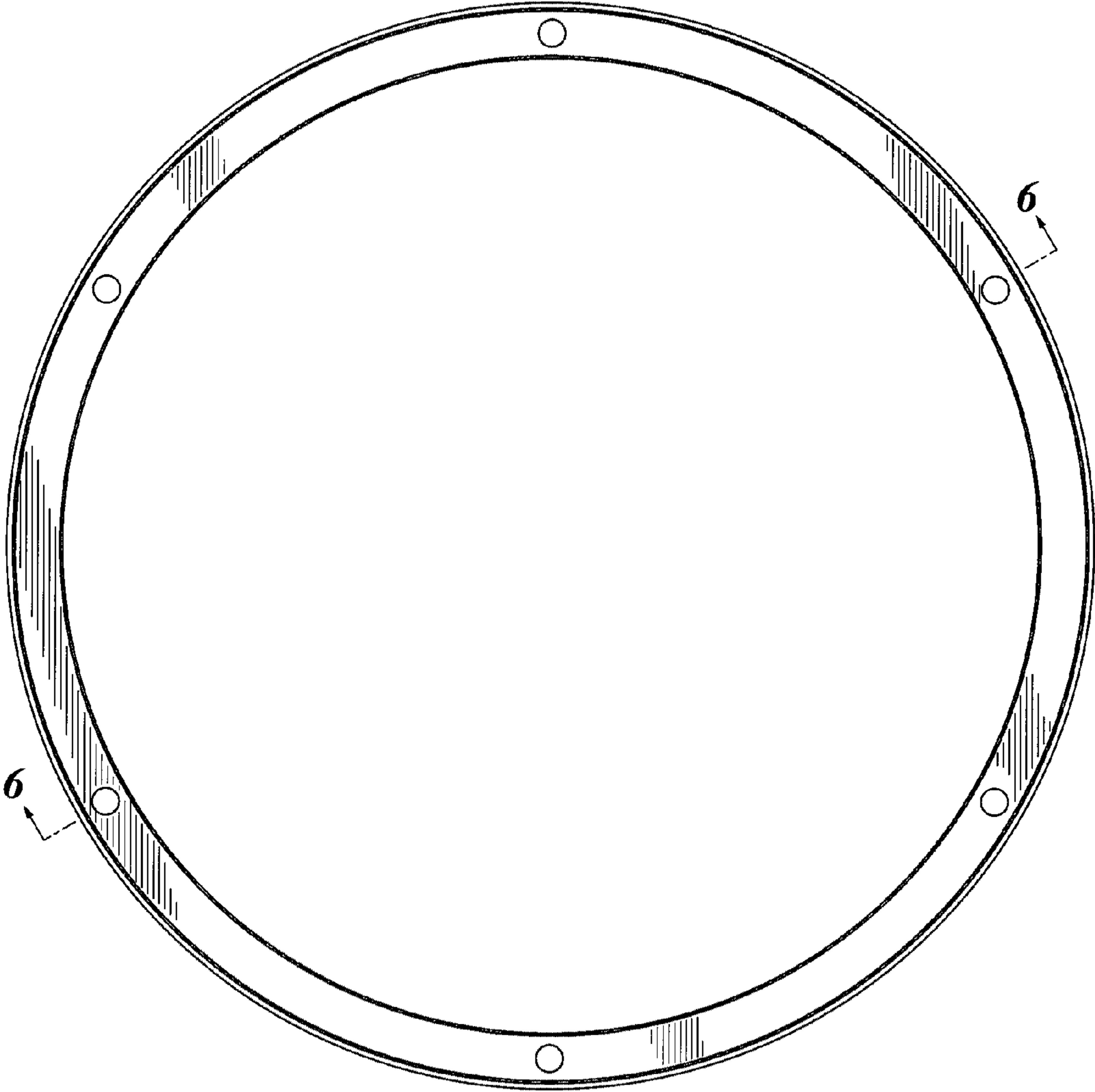
2004/0191061	A1*	9/2004	Jung et al. ....	415/220	2007/0231126	A1*	10/2007	Petersen et al. ....	415/173.1
2005/0079051	A1*	4/2005	Soofer et al. ....	415/215.1	2007/0277752	A1*	12/2007	Smith et al. ....	123/41.49
2005/0279548	A1*	12/2005	Kurtz et al. ....	180/68.6	2008/0072851	A1*	3/2008	McLennan ....	123/41.49
2006/0272800	A1*	12/2006	Wong et al. ....	165/120	2008/0193286	A1*	8/2008	Kakishita et al. ....	415/207
2007/0051488	A1*	3/2007	Hori .....	165/41	2008/0236518	A1*	10/2008	Schaffer et al. ....	123/41.49
2007/0215400	A1*	9/2007	Kurtz et al. ....	180/68.6	2008/0292458	A1*	11/2008	Tani et al. ....	415/213.1

\* cited by examiner

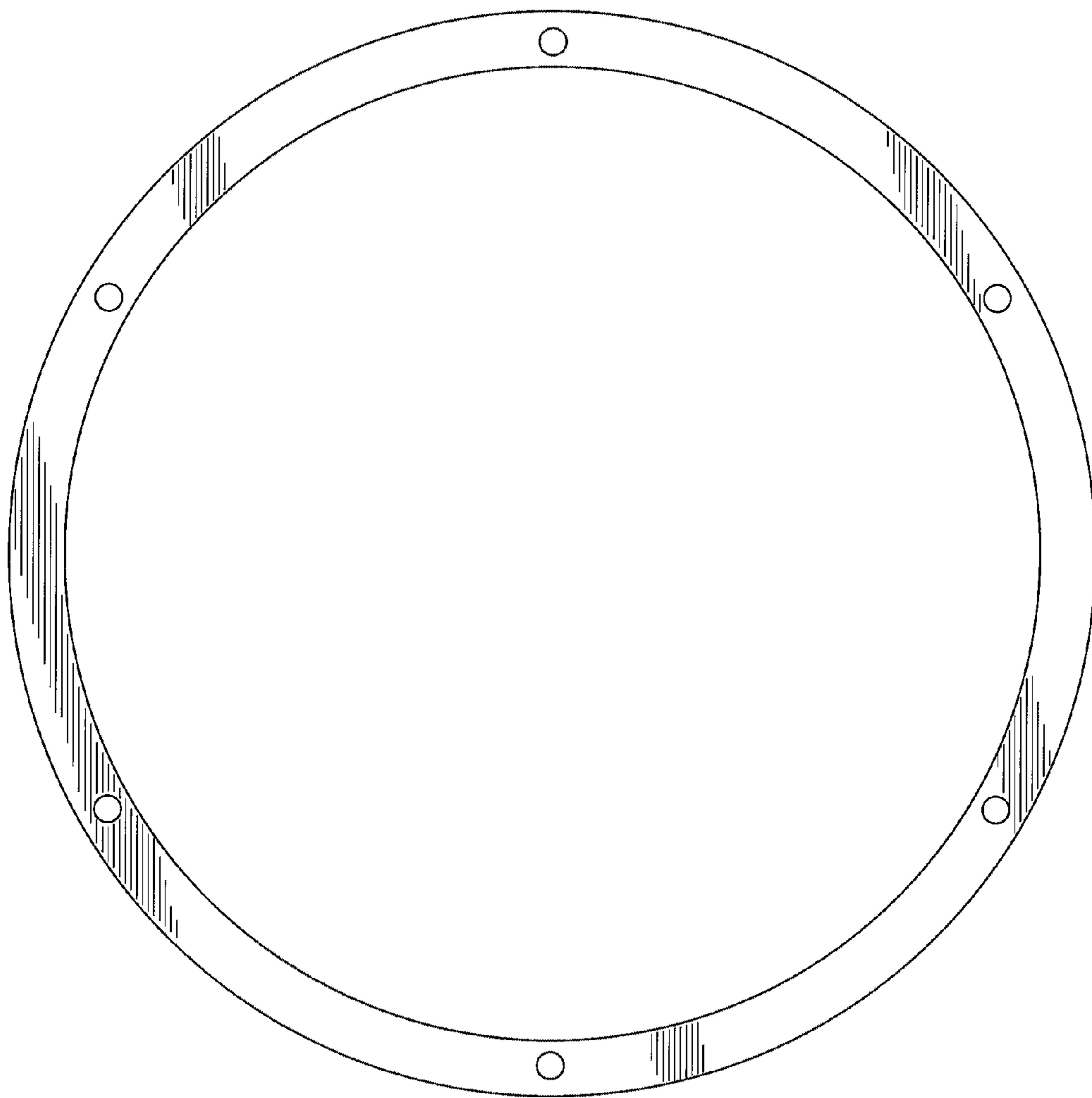
**FIG. 1**




**FIG. 2**



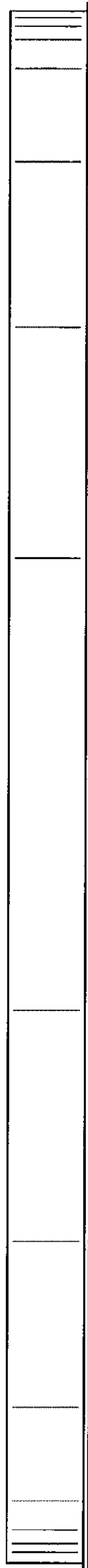
**FIG. 3**



**FIG. 4**



***FIG. 5***



*FIG. 6*

