



US00D600701S

(12) **United States Design Patent**
Kase

(10) **Patent No.:** **US D600,701 S**

(45) **Date of Patent:** **** Sep. 22, 2009**

(54) **INTERFACE FOR A DIGITAL CAMERA**

(75) Inventor: **Noriko Kase**, Kawasaki (JP)

(73) Assignee: **Olympus Imaging Corp.**, Tokyo (JP)

(**) Term: **14 Years**

(21) Appl. No.: **29/263,965**

(22) Filed: **Aug. 1, 2006**

(51) **LOC (9) Cl.** **32-00**

(52) **U.S. Cl.** **D14/486**

(58) **Field of Classification Search** D16/200–206,
D16/208, 217–219; D14/485–495; D20/11;
348/373–376; 358/906, 909.1; 396/6–7,
396/429, 535–541; D18/29; 715/700–799,
715/800–867, 973–977; D19/6, 52; D21/324–333
See application file for complete search history.

(56) **References Cited**

U.S. PATENT DOCUMENTS

5,812,128	A *	9/1998	Sterling, IV	715/762
5,838,317	A *	11/1998	Bolnick et al.	715/764
5,923,908	A *	7/1999	Schrock et al.	396/85
D424,541	S *	5/2000	Mugura	D14/486
D427,574	S *	7/2000	Sawada et al.	D14/486
D437,858	S *	2/2001	Yasui et al.	D14/486
D441,762	S *	5/2001	Mugura	D14/486
D444,793	S *	7/2001	Richter	D14/486
D450,058	S *	11/2001	Istvan et al.	D14/486
6,519,003	B1 *	2/2003	Swayze	348/375
D474,778	S *	5/2003	Barnes	D14/486
D475,071	S *	5/2003	Nagano	D16/202
D478,109	S *	8/2003	Tanaka	D16/219
D478,595	S *	8/2003	Istvan et al.	D14/486
D484,167	S *	12/2003	Naito	D16/219
D486,834	S *	2/2004	Allen et al.	D14/486
D500,765	S *	1/2005	Wasko	D14/486

D500,779	S *	1/2005	Shimobayashi	D16/219
D502,722	S *	3/2005	Horikiri	D16/219
D504,452	S *	4/2005	Yoshida	D16/219
D506,490	S *	6/2005	Hayashi	D16/219
D523,868	S *	6/2006	Kuroda	D14/485
D525,982	S *	8/2006	Suzuki	D14/486
7,084,916	B2 *	8/2006	Morimoto et al.	348/333.01
D541,291	S *	4/2007	Zhou et al.	D14/486
D548,241	S *	8/2007	Viegers	D14/487
D548,743	S *	8/2007	Takahashi et al.	D14/486
D565,627	S *	4/2008	Kase	D16/219
D573,600	S *	7/2008	Kaminaga	D14/486
2007/0079245	A1 *	4/2007	Oh	715/740
2008/0126930	A1 *	5/2008	Scott	715/702

* cited by examiner

Primary Examiner—Melanie H Tung

Assistant Examiner—Wan Laymon

(74) *Attorney, Agent, or Firm*—Straub and Pokotylo; John C. Pokotylo

(57) **CLAIM**

The ornamental design for an interface for a digital camera, as shown and described.

DESCRIPTION

FIG. 1 is a perspective view of an interface for a digital camera, showing my new design;

FIG. 2 is a front view thereof;

FIG. 3 is a front view of a second embodiment thereof;

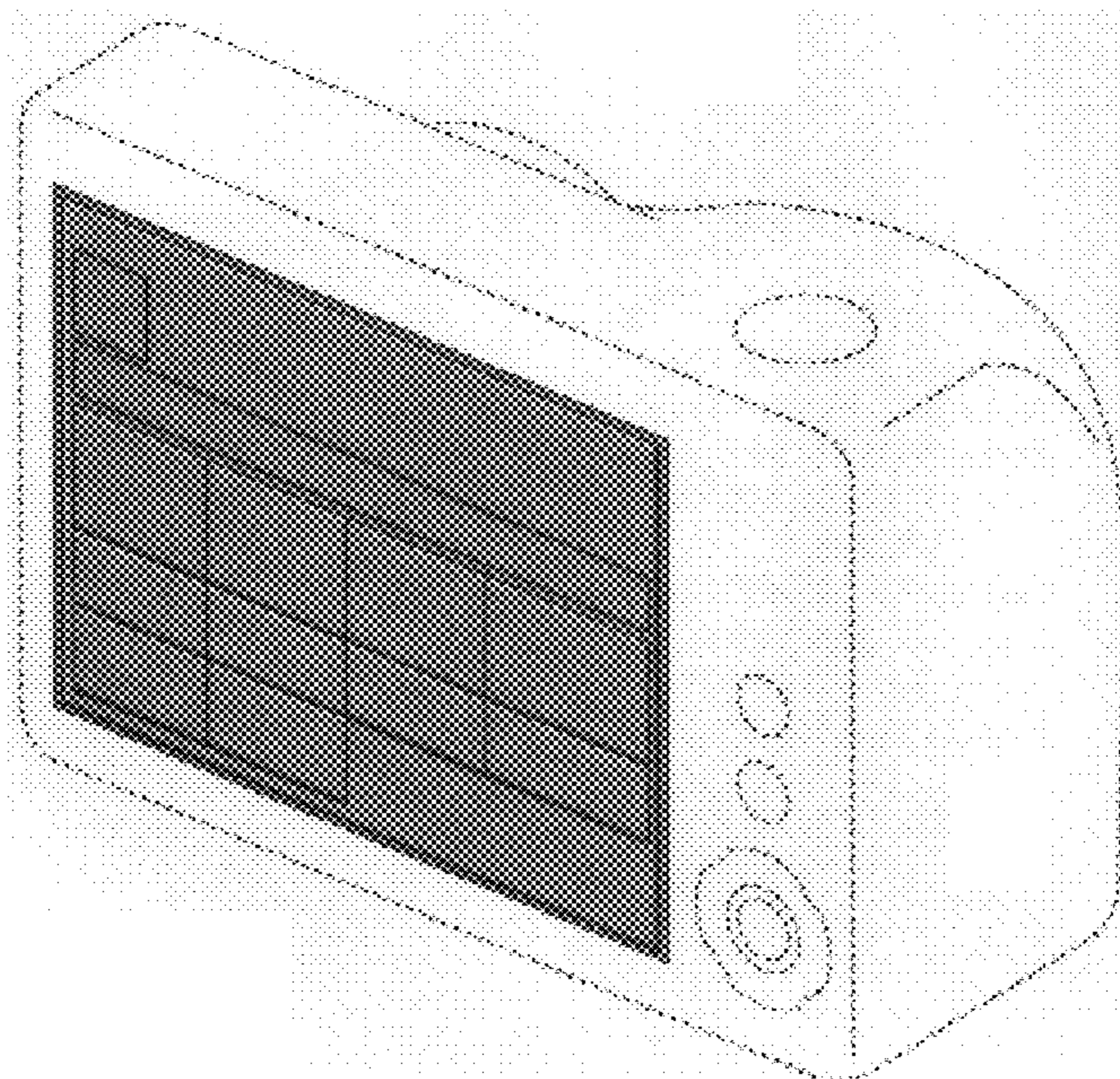
FIG. 4 is a front view of a third embodiment thereof;

FIG. 5 is a front view of a fourth embodiment; and,

FIG. 6 is a front view of a fifth embodiment.

The broken lines in FIGS. 1–6 are for illustrative purposes only and form no part of the claimed design.

1 Claim, 4 Drawing Sheets



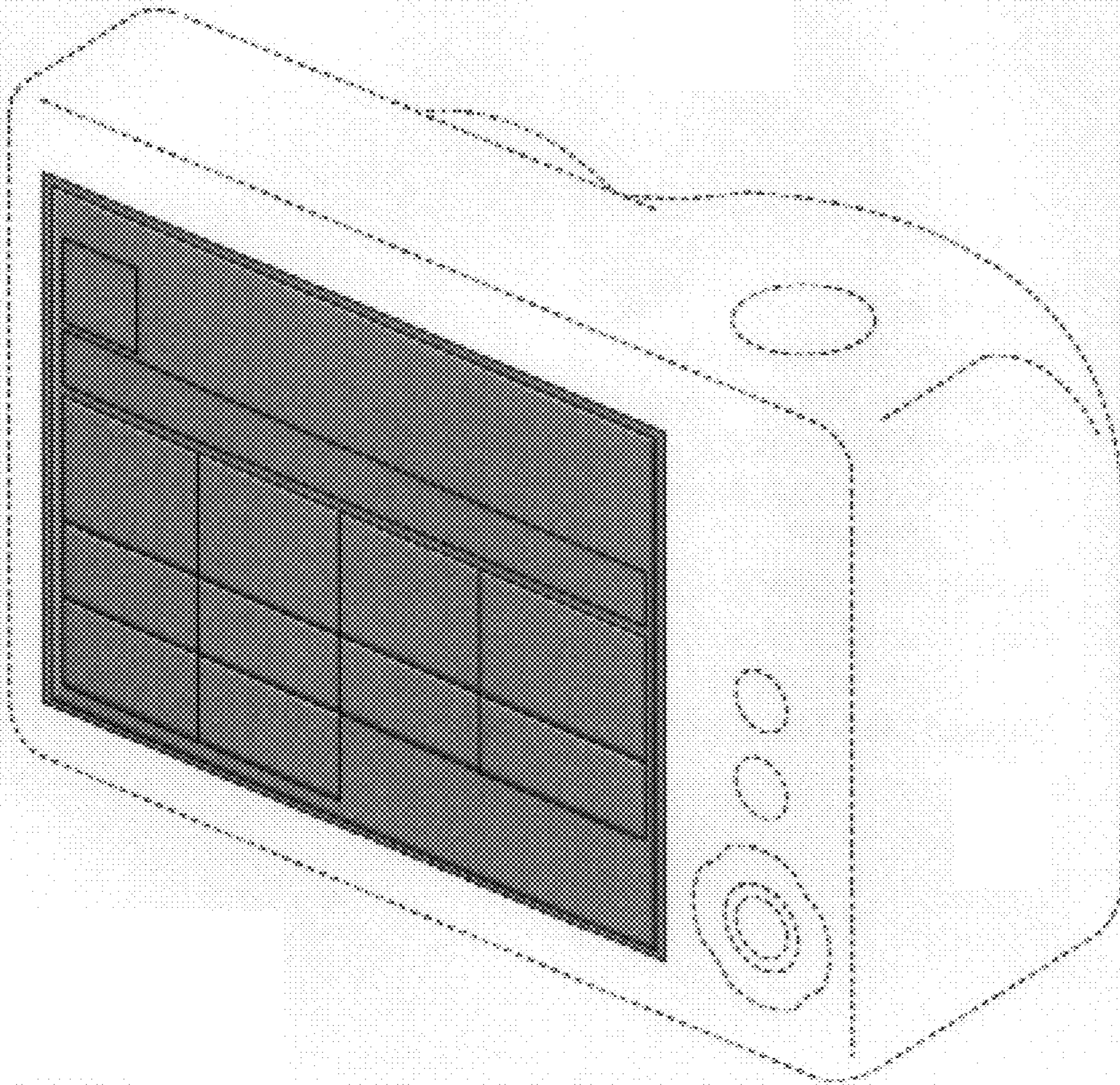


FIG. 1

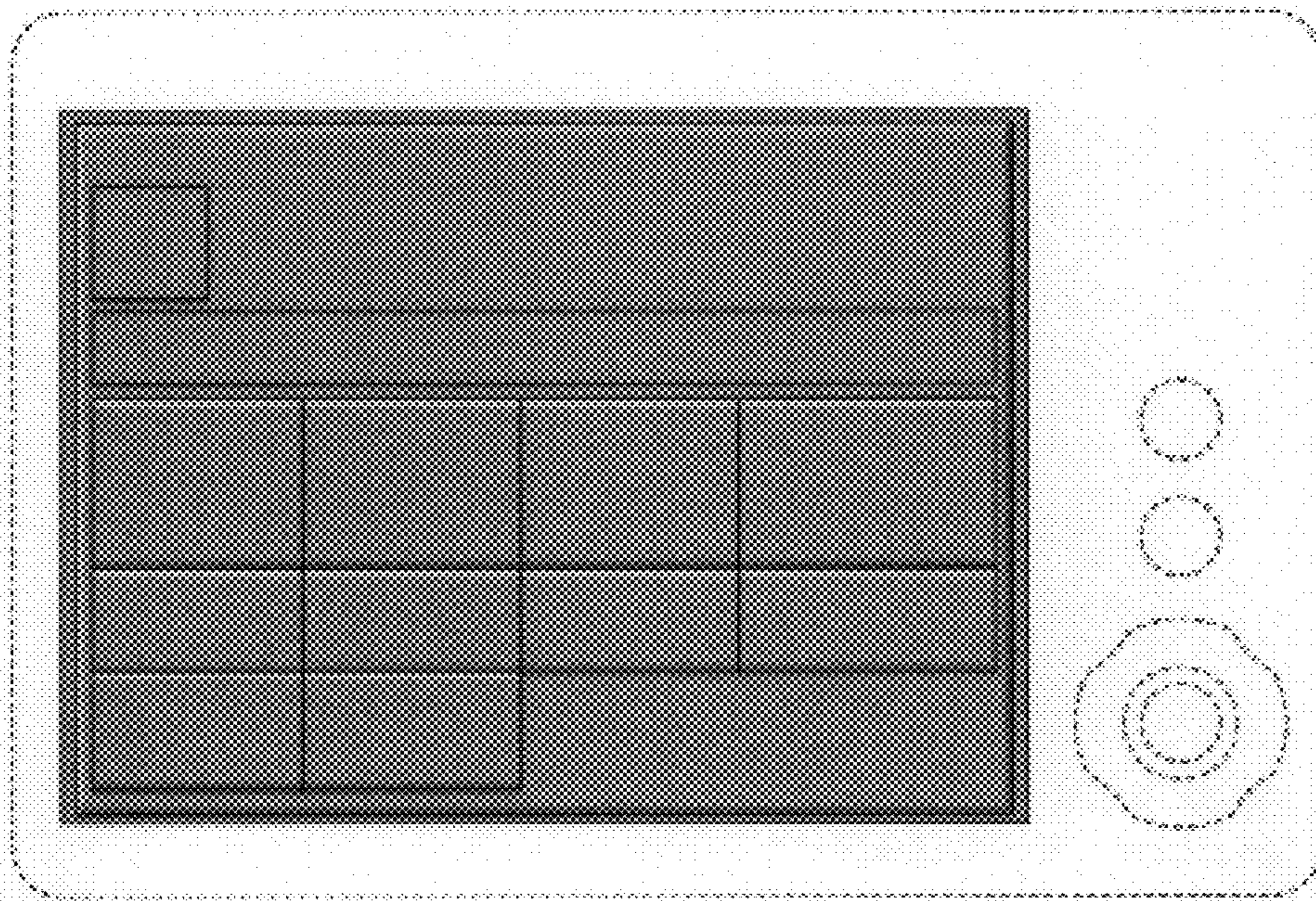


FIG. 2

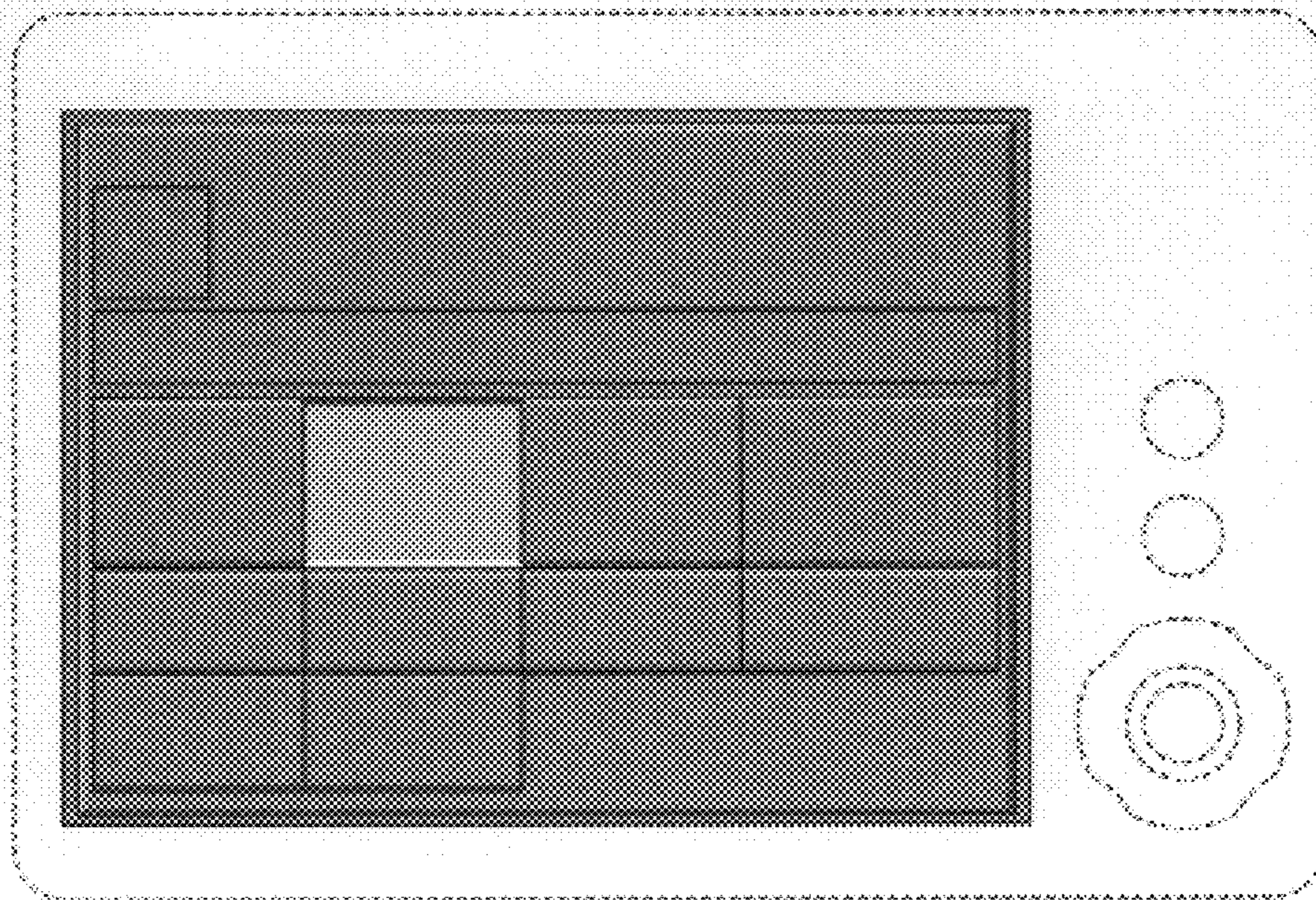


FIG. 3

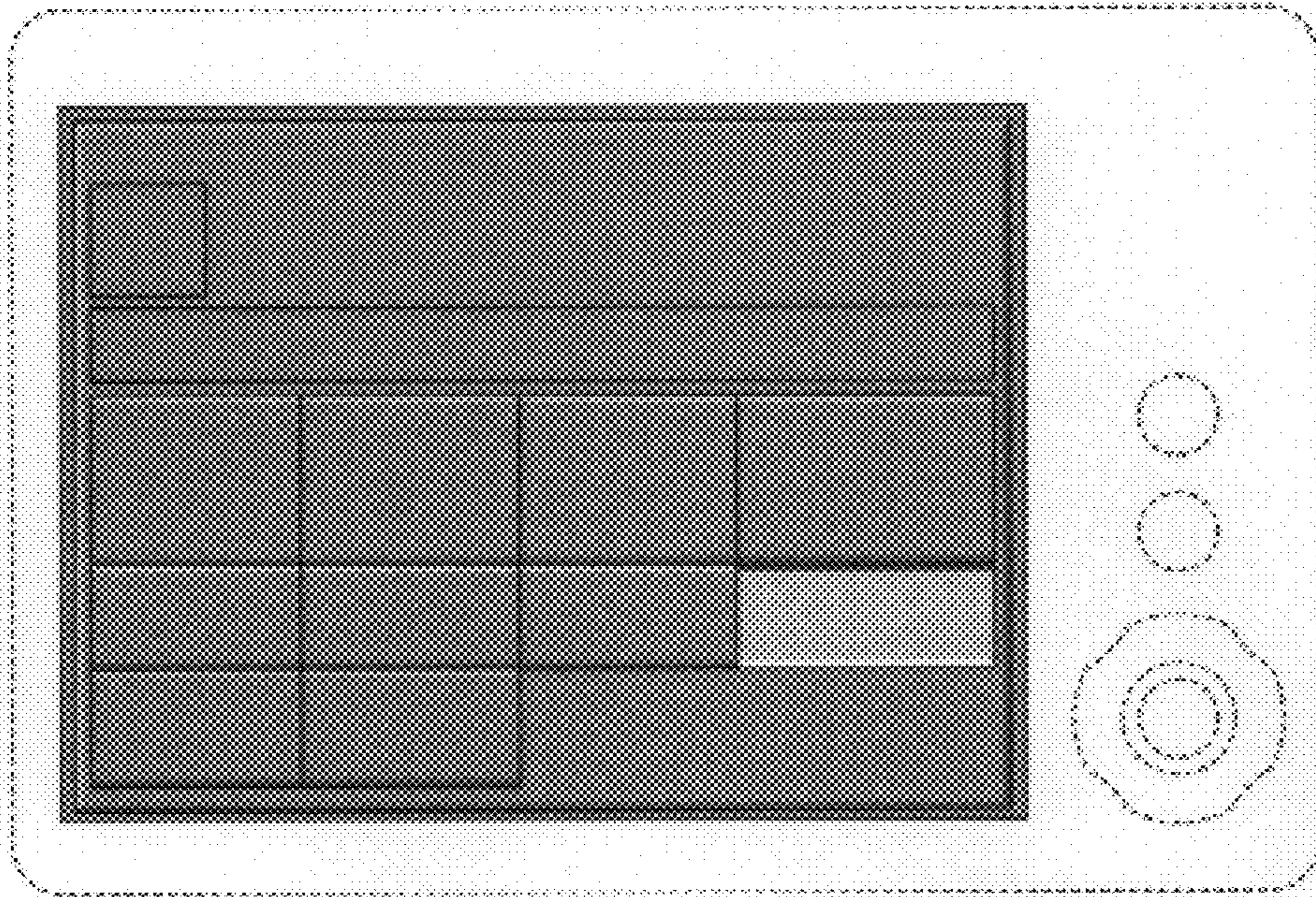


FIG. 4

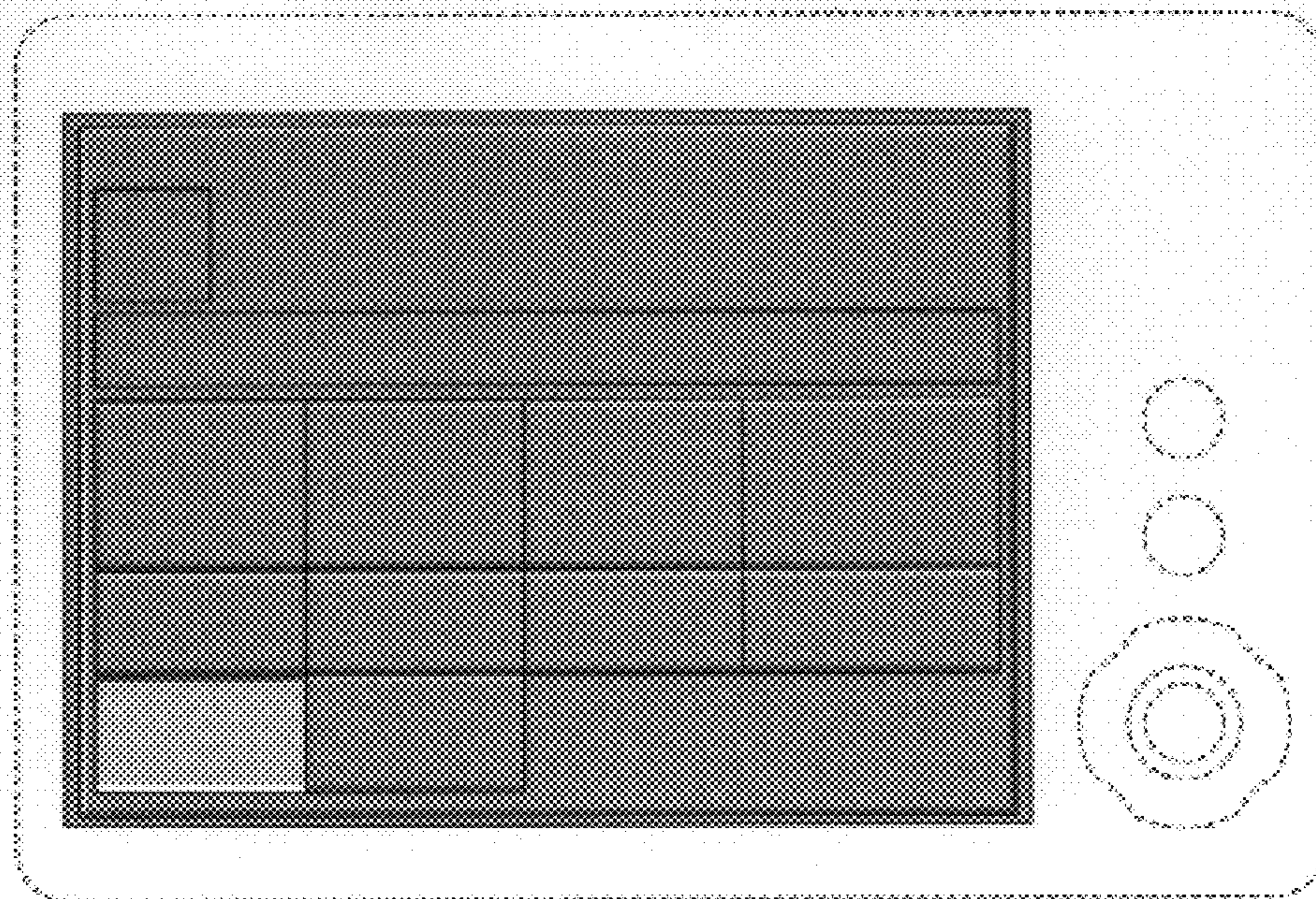


FIG. 5

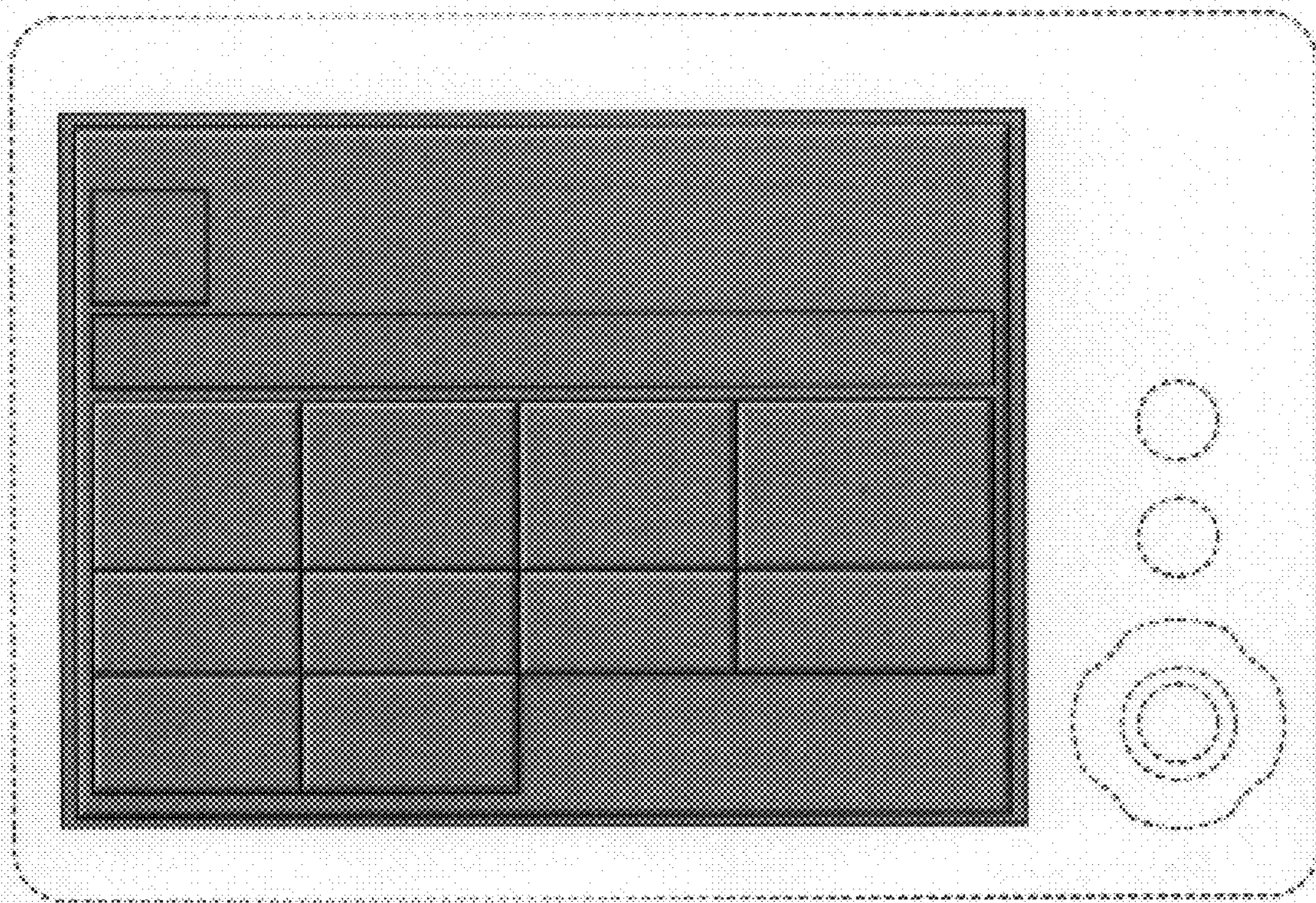


FIG. 6