



US00D600692S

(12) **United States Design Patent**
Leung et al.

(10) **Patent No.:** **US D600,692 S**

(45) **Date of Patent:** **** Sep. 22, 2009**

(54) **HAND-HELD ELECTRONIC DEVICE**
(75) Inventors: **Kwok Ching Leung**, Richmond Hill (CA); **Roman Rak**, Waterloo (CA)
(73) Assignee: **Research In Motion Limited**, Waterloo (CA)

D570,840 S * 6/2008 Rak et al. D14/346
D572,713 S * 7/2008 Griffin et al. D14/439
D576,139 S * 9/2008 Rihu et al. D14/138 AA
D576,988 S * 9/2008 Kim et al. D14/138 AA
D582,372 S * 12/2008 Lee et al. D14/138 AA
D582,407 S * 12/2008 Rak et al. D14/346
D585,889 S * 2/2009 Rak et al. D14/346
D588,127 S * 3/2009 Rak et al. D14/346
D593,554 S * 6/2009 Griffin et al. D14/346
2008/0101594 A1 * 5/2008 Rak et al. 379/433.07

(**) Term: **14 Years**

(21) Appl. No.: **29/322,412**

* cited by examiner

(22) Filed: **Aug. 4, 2008**

Primary Examiner—Cathron C Brooks
Assistant Examiner—Deanna Fluegeman

(51) **LOC (9) Cl.** **14-02**

(52) **U.S. Cl.** **D14/346; D14/439; D14/138 AA**

(58) **Field of Classification Search** D14/341–347, D14/356–358, 388–390, 426, 432, 439–446, D14/453, 496, 138 R, 138 AA, 138 AB, 138 AC, D14/138 AD, 138 C, 138 G, 217, 238.1, D14/240, 257, 299, 218; 455/556.1, 566, 455/575.1, 575.3, 575.4; 345/169

See application file for complete search history.

(57) **CLAIM**

We claim the ornamental design for a hand-held electronic device, as shown and described.

DESCRIPTION

FIG. 1 is a back perspective view of a hand-held electronic device;

FIG. 2 is a front perspective view of a hand-held electronic device;

FIG. 3 is a front plan view of a hand-held electronic device;

FIG. 4 is a back plan view of a hand-held electronic device;

FIG. 5 is a right plan view of a hand-held electronic device;

FIG. 6 is a left plan view of a hand-held electronic device;

FIG. 7 is a top plan view thereof; and,

FIG. 8 is a bottom plan view thereof.


The broken lines in the drawings illustrate unclaimed portions of the hand-held electronic device and form no part of the claimed design.

(56) **References Cited**

U.S. PATENT DOCUMENTS

D502,159 S * 2/2005 Chan et al. D14/138 AA
D518,820 S * 4/2006 Hawkins et al. D14/346
D550,665 S * 9/2007 Griffin et al. D14/346
D550,679 S * 9/2007 Griffin et al. D14/455
D553,136 S * 10/2007 Rak et al. D14/455
D554,612 S * 11/2007 Wang D14/138 AA
D554,634 S * 11/2007 Huang D14/341
D556,749 S * 12/2007 Rak et al. D14/346
D562,332 S * 2/2008 Rak et al. D14/455
D562,828 S * 2/2008 Griffin et al. D14/439
D563,415 S * 3/2008 Griffin et al. D14/439
D566,094 S * 4/2008 Kim et al. D14/138 AA

1 Claim, 6 Drawing Sheets



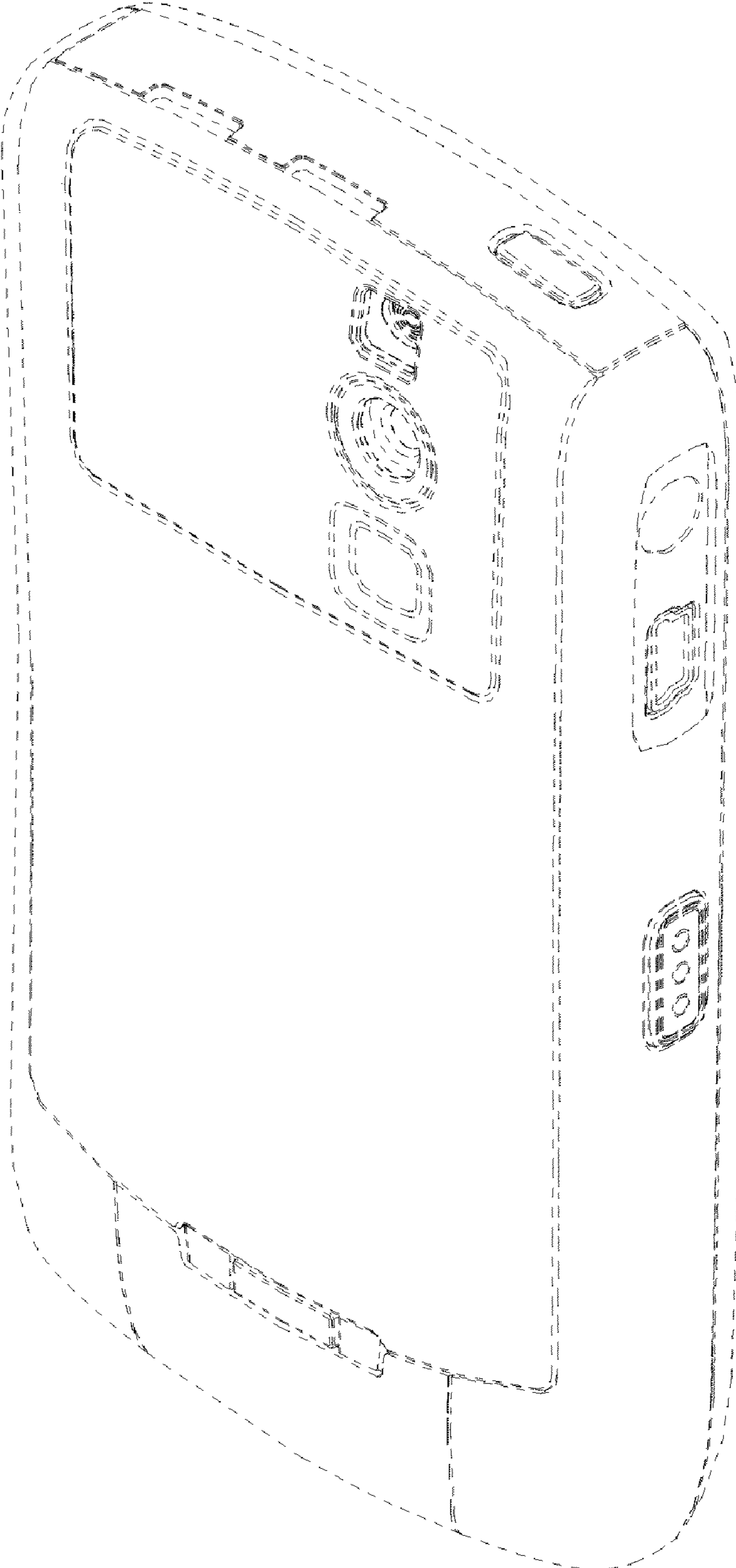


FIG.1

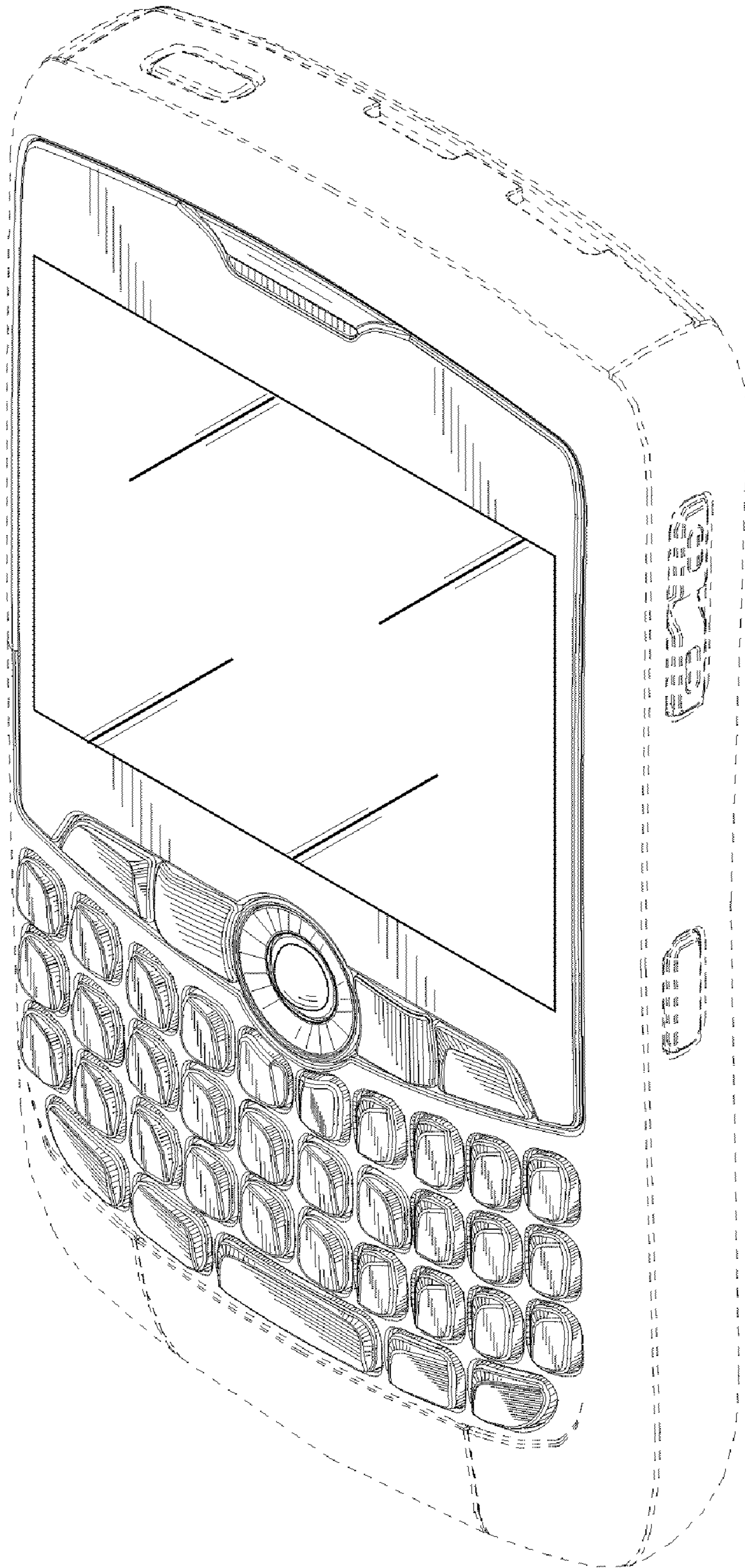


FIG. 2




FIG.3




FIG.4

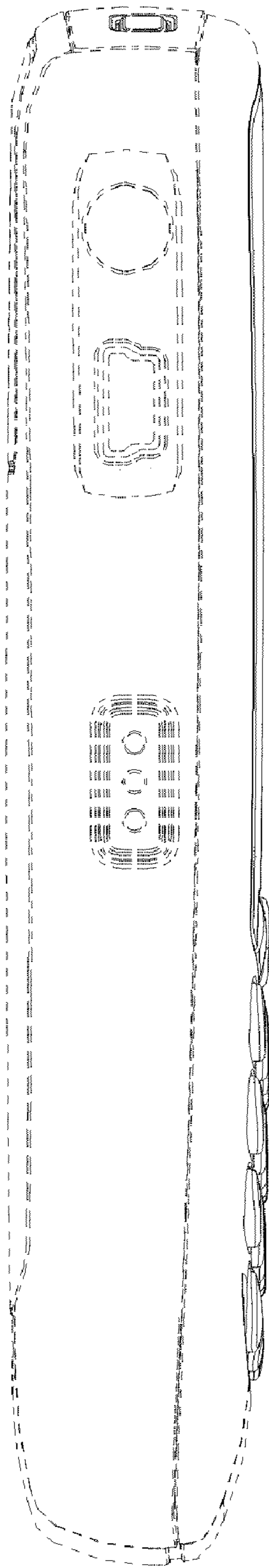


FIG.5

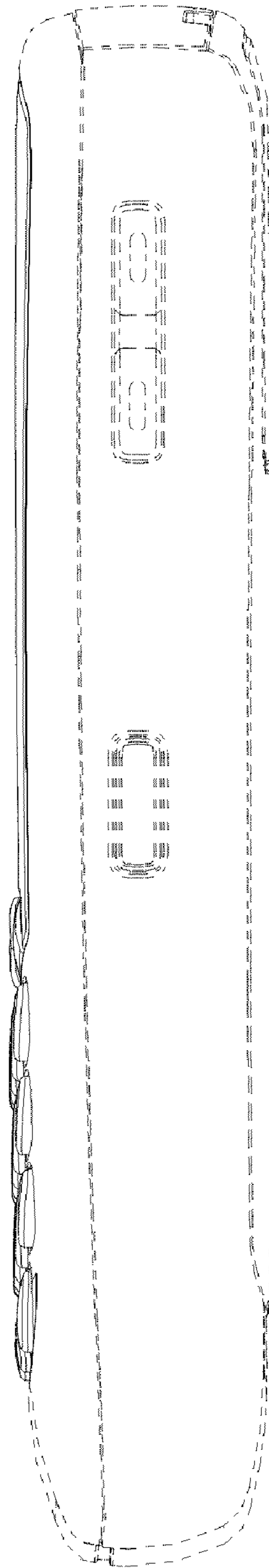


FIG.6

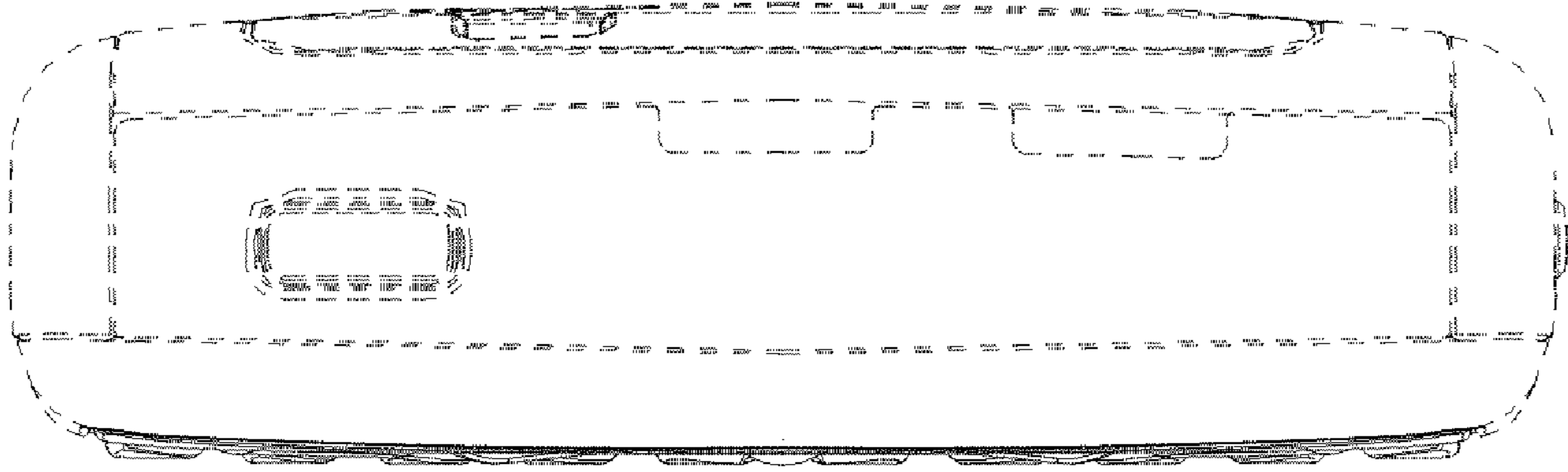


FIG. 7




FIG. 8