



US00D600685S

(12) **United States Design Patent**
Gartrell

(10) **Patent No.:** **US D600,685 S**
(45) **Date of Patent:** **** Sep. 22, 2009**

(54) **HANDSET, KEY BUTTON AREA FOR A HANDSET, AND FRONT COVER/FRONT PORTION OF A HANDSET**

(75) Inventor: **Andrew Gartrell**, Tarzana, CA (US)

(73) Assignee: **Nokia Corporation**, Espoo (FI)

(**) Term: **14 Years**

(21) Appl. No.: **29/324,198**

(22) Filed: **Sep. 8, 2008**

Related U.S. Application Data

(63) Continuation of application No. 29/247,302, filed on Jun. 9, 2006, now Pat. No. Des. 576,582.

(51) **LOC (9) Cl.** **14-03**

(52) **U.S. Cl.** **D14/248**

(58) **Field of Classification Search** D14/137-138, D14/138 A, 147-148, 156, 218, 247-248, D14/341-347, 390, 399, 455-456, 496 A; D16/208; D21/329, 331, 333, 517; 348/14.01-14.02; 361/814; 379/433.01-433.13; 455/90.3, 455/556.1-556.2, 566, 575.1, 575.3, 575.4; D13/164, 168; 439/165; 343/702
See application file for complete search history.

(56) **References Cited**

U.S. PATENT DOCUMENTS

D513,741 S * 1/2006 Jensfelt D14/138 AA
D514,079 S 1/2006 Lai
D522,988 S 6/2006 Sheu
D525,229 S * 7/2006 Friesen et al. D14/138 AA
D536,681 S 2/2007 Surtouc
D538,770 S 3/2007 Lyles
D545,800 S 7/2007 Ou et al.
D546,316 S * 7/2007 Wu et al. D14/138 AA
D549,208 S * 8/2007 Huang et al. D14/138 AA
D549,677 S 8/2007 Fahlgren

(Continued)

FOREIGN PATENT DOCUMENTS

WO DM/069167 * 7/2007

OTHER PUBLICATIONS

Samsung E590, announced Feb. 2007, <URL:http://www.gsmarena.com/samsung_e590-pictures-1869.php>, retrieved from internet Dec. 10, 2008 3:17:46 PM.*

Nokia Model #6233, Nokia Corporation, 4 color sheets of photographs, disclosed on or about Dec. 2005.

(Continued)

Primary Examiner—Ian Simmons

Assistant Examiner—Carla Jobe Wright

(74) *Attorney, Agent, or Firm*—Banner & Witcoff, Ltd.

(57) **CLAIM**

The ornamental design for a front cover of a handset, as shown and described.

DESCRIPTION

FIG. 1 is a bottom plan view of a front cover of a handset showing my new design;

FIG. 2 is a top view thereof;

FIG. 3 is a right side view thereof;

FIG. 4 is a front view thereof;

FIG. 5 is a left side view thereof;

FIG. 6 is a perspective front view thereof;

FIG. 7 is a bottom plan view of a front cover of a handset showing my new design in the environment of a handset;

FIG. 8 is a right side view thereof;

FIG. 9 is a front view thereof;

FIG. 10 is a left side view thereof;

FIG. 11 is a top plan view thereof;

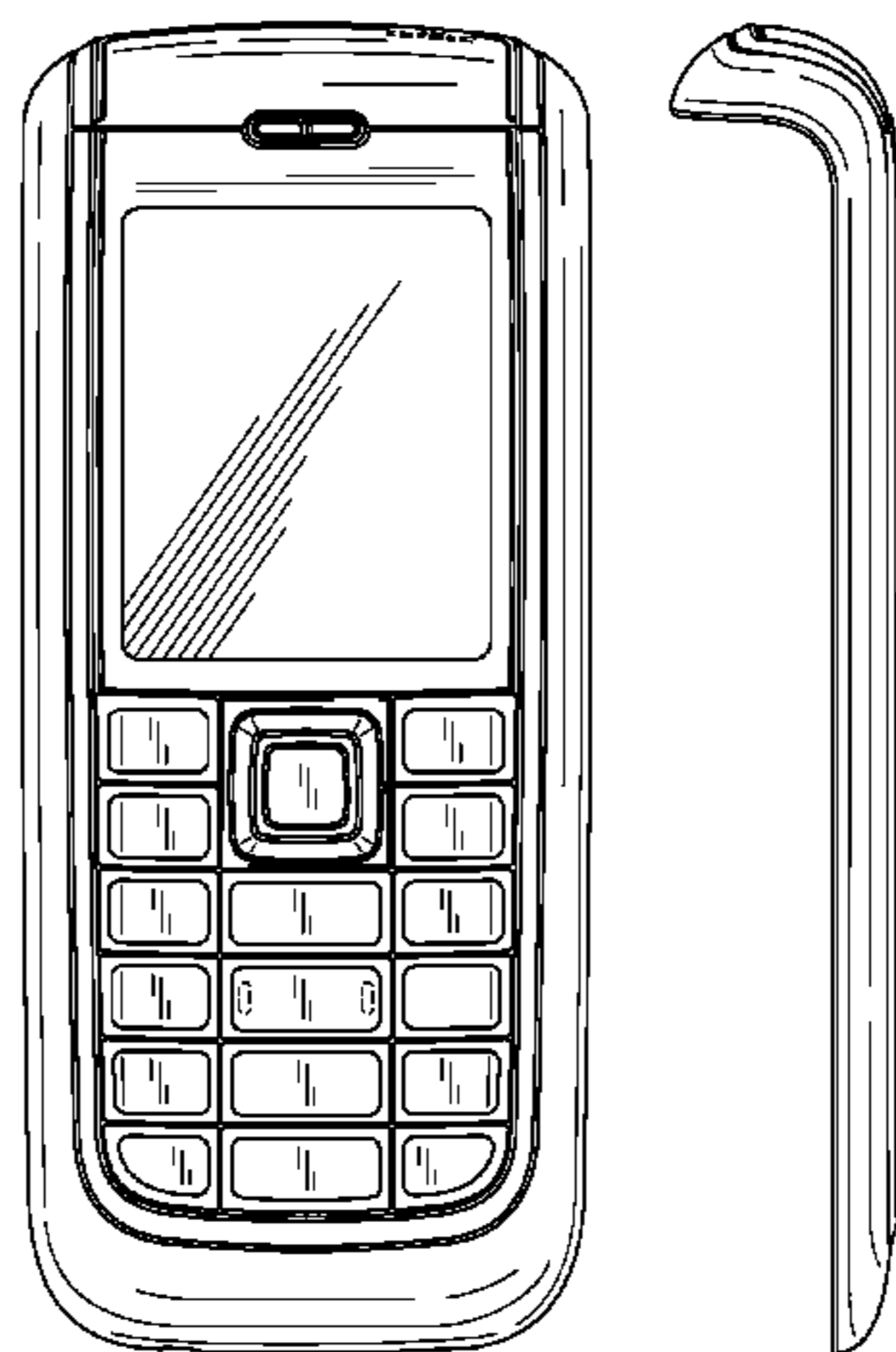
FIG. 12 is a rear view thereof;

FIG. 13 is a perspective front view thereof; and,

FIG. 14 is a perspective rear view thereof.

The broken line showing environmental structure is for illustrative purposes only and forms no part of the claimed design.

1 Claim, 5 Drawing Sheets



US D600,685 S

Page 2

U.S. PATENT DOCUMENTS

D550,193 S * 9/2007 Kim et al. D14/138 AA
D554,101 S 10/2007 Hu
D555,141 S 11/2007 Ho
D560,630 S 1/2008 Mitchell et al.
D561,145 S 2/2008 Di et al.
D563,379 S 3/2008 Mai et al.
D564,483 S 3/2008 He
D569,824 S * 5/2008 Cobb et al. D14/138 AA
D573,573 S * 7/2008 Jung et al. D14/138
D576,589 S * 9/2008 Montin et al. D14/138 AA
D576,591 S * 9/2008 Aarras D14/138 AA
D576,993 S * 9/2008 Park et al. D14/138 AA
D580,902 S * 11/2008 Bolton et al. D14/138 R
2005/0202878 A1 9/2005 Hwang et al.

2006/0097931 A1* 5/2006 Kim et al. 343/702

OTHER PUBLICATIONS

Nokia Model #6235, Nokia Corporation, 1 color sheet of photographs, disclosed on or about Nov. 2004.
Nokia Model #1112, Nokia Corporation, 5 color sheets of photographs, disclosed on or about Mar. 2006.
Nokia Model #6070, Nokia Corporation, 3 color sheets of photographs, disclosed on or about Feb. 2006.
Philips 362, announced 2Q 2005, <URL:http://www.gsmarena.com/philips_362-pictures-1184.php>, retrieved from internet Apr. 27, 2008.
Asus V75, announced May 2006, <URL:http://www.gsmarena.com/asus_v75-pictures-1729.php>, retrieved from internet Apr. 27, 2008.

* cited by examiner

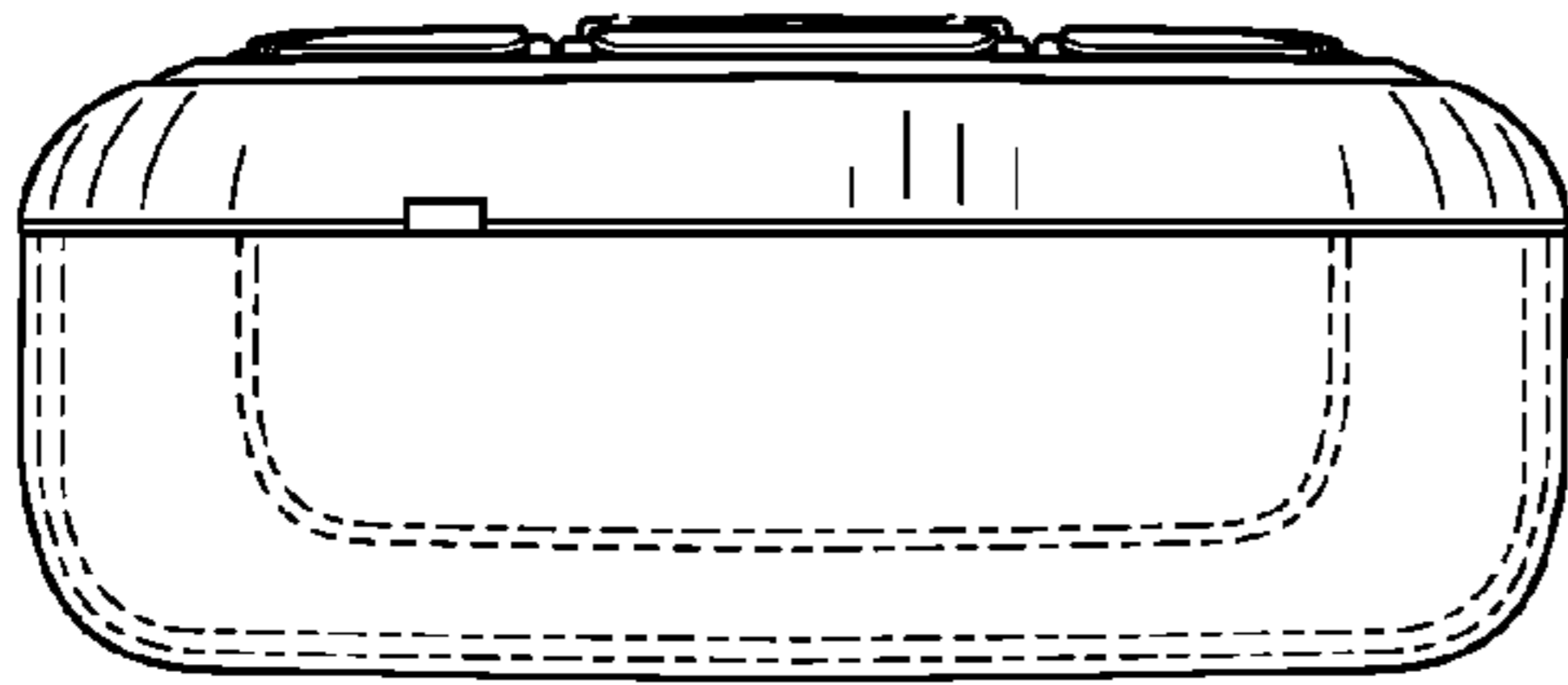


FIG. 1




FIG. 2

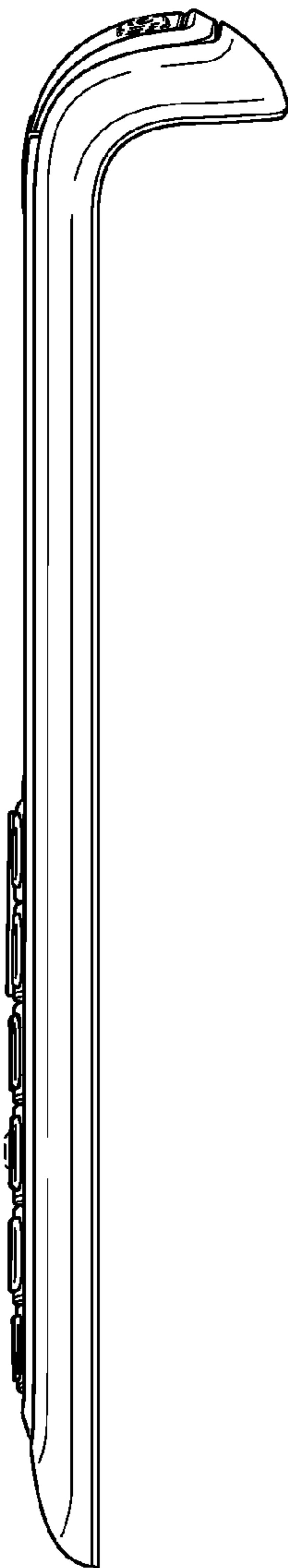


FIG. 3

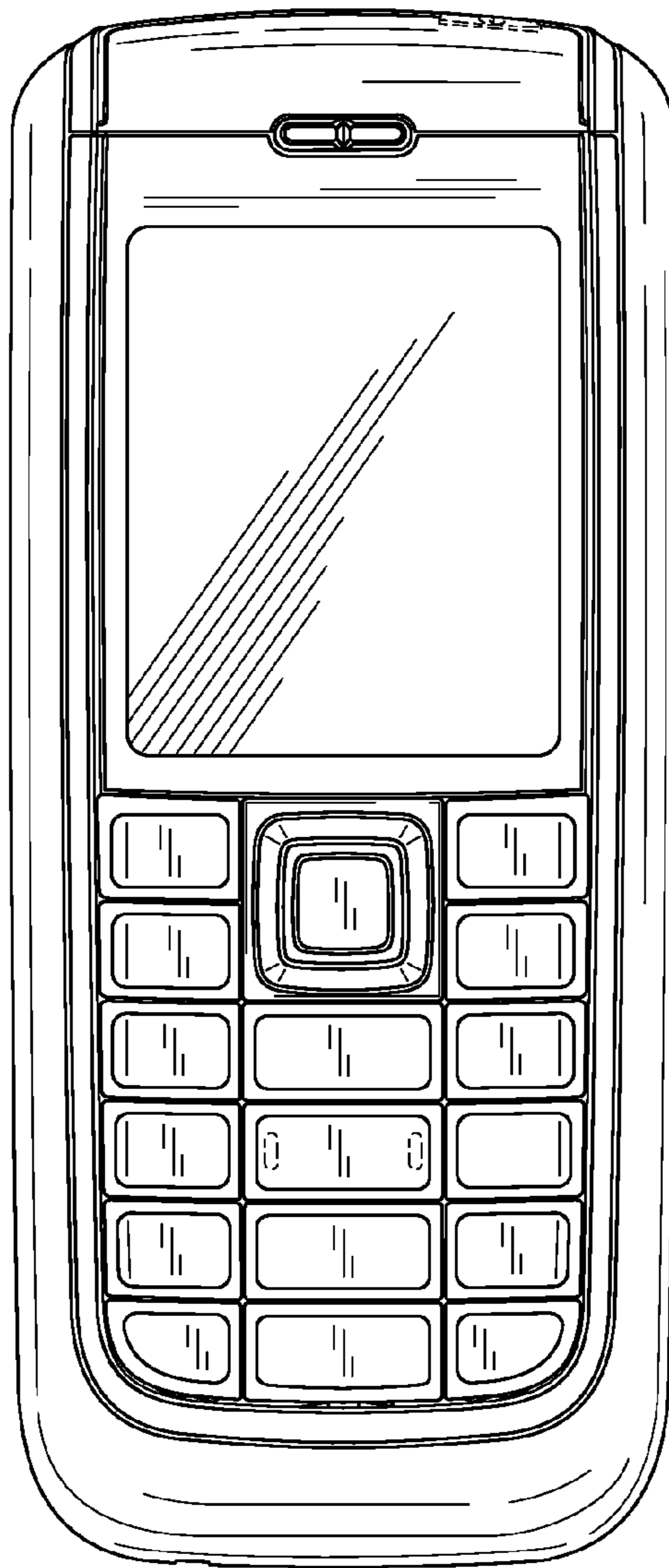


FIG. 4



FIG. 5




FIG. 6

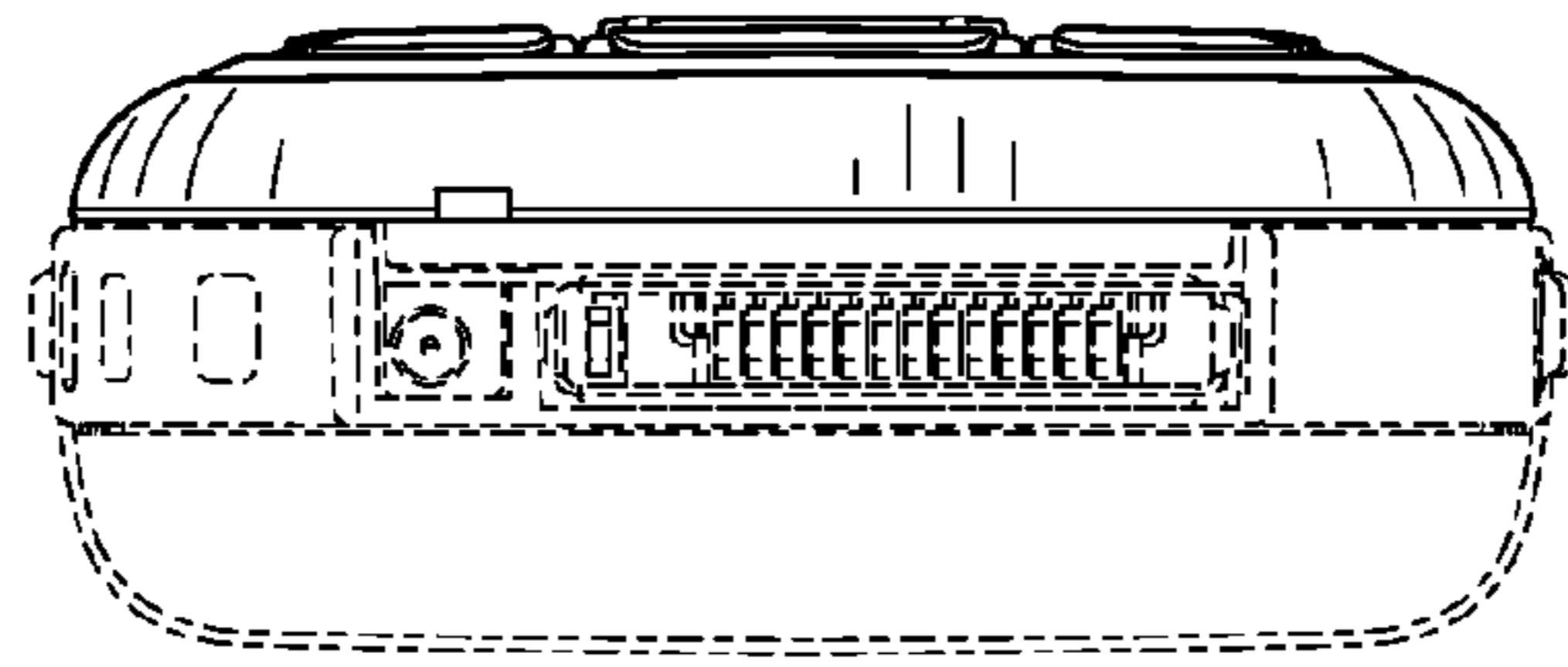


FIG. 7

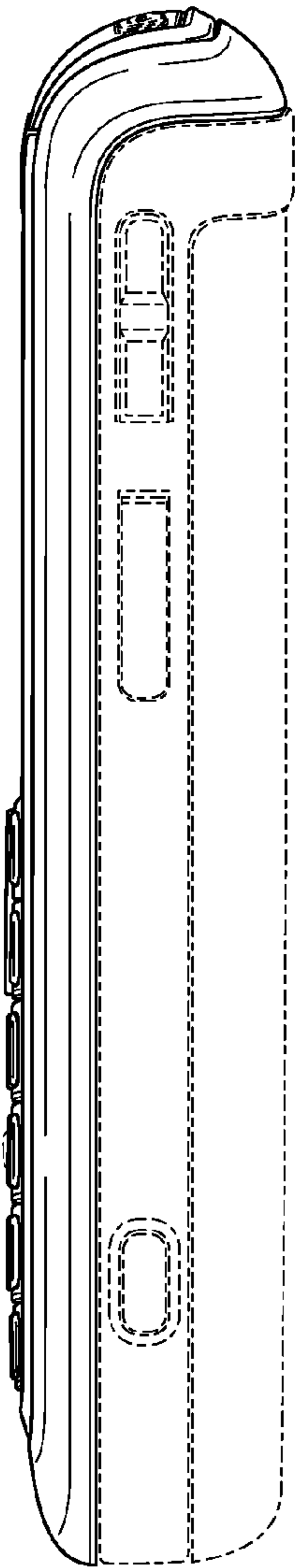


FIG. 8

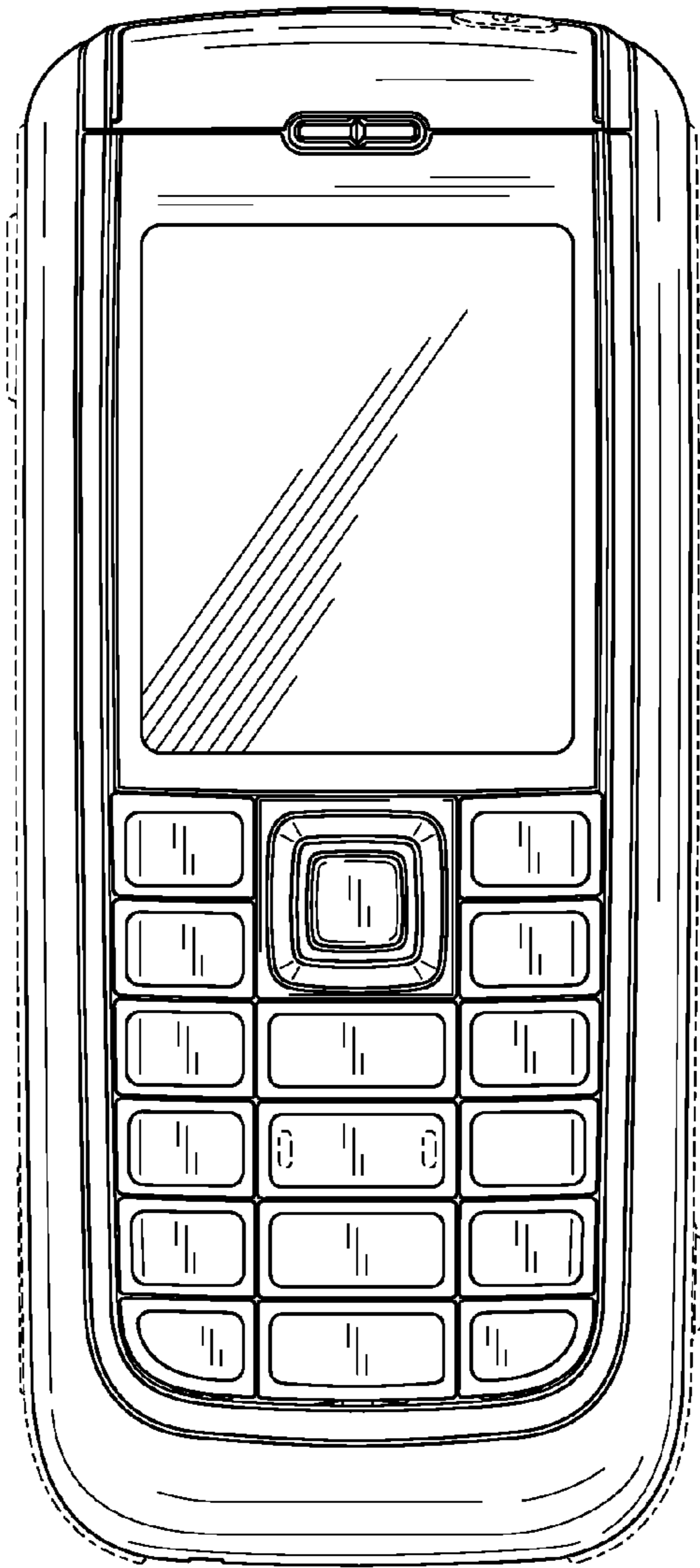


FIG. 9



FIG. 10




FIG. 11




FIG. 12

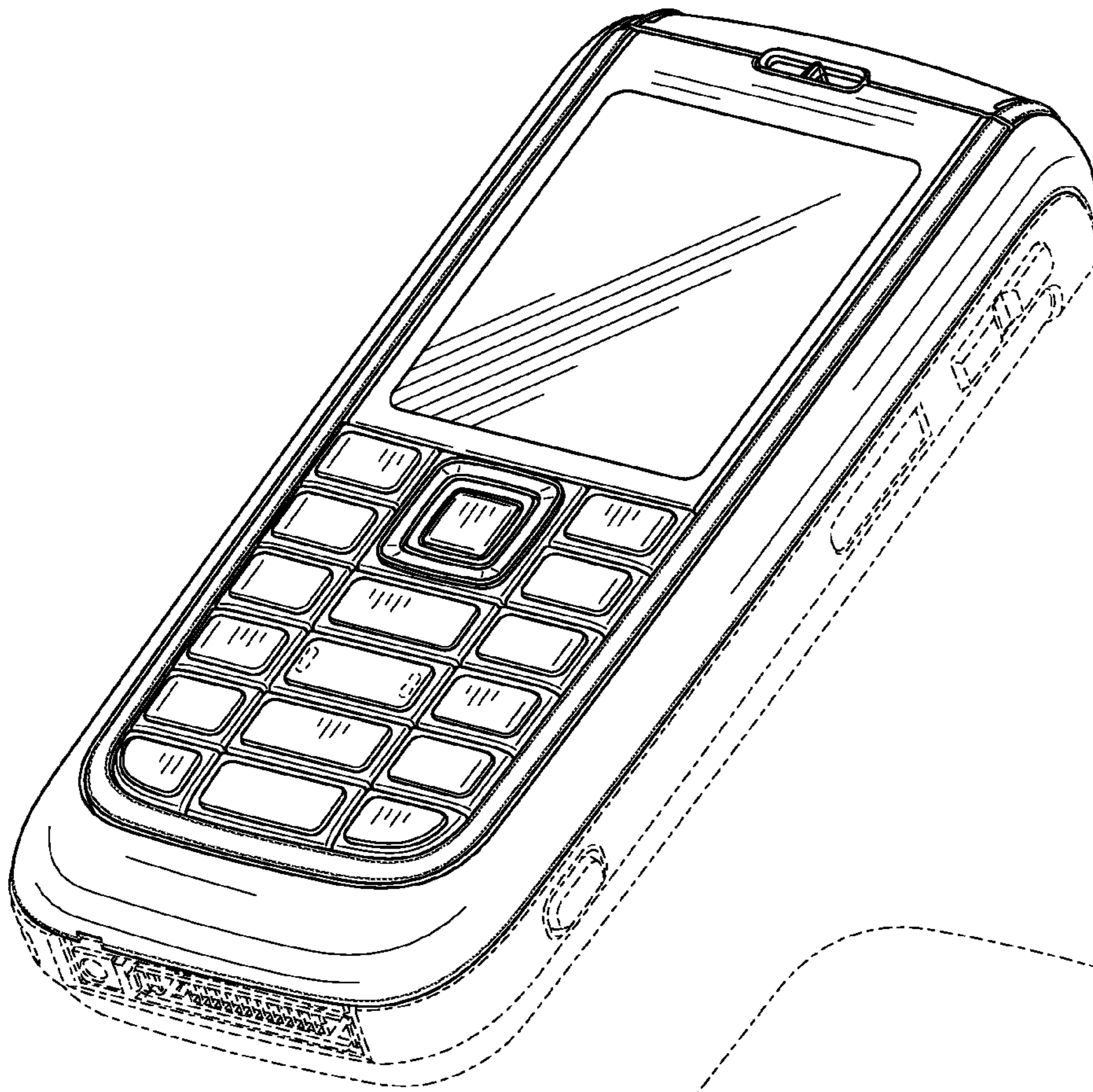


FIG. 13

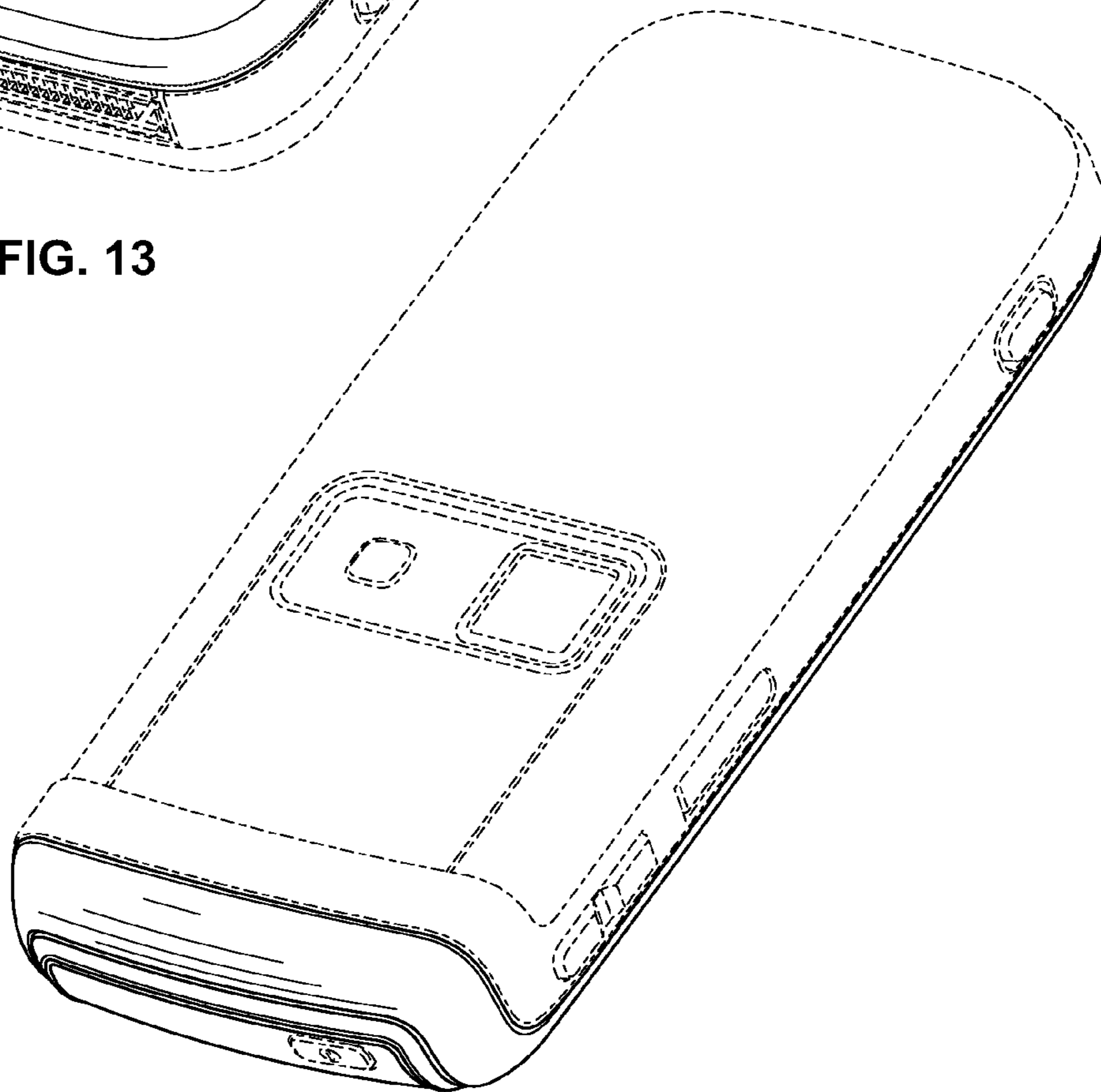


FIG. 14