



US00D600673S

(12) **United States Design Patent**
Kim et al.

(10) **Patent No.:** **US D600,673 S**
(45) **Date of Patent:** **** Sep. 22, 2009**

(54) **HOLDER FOR AN EARPHONE WIRE**

(75) Inventors: **Min-Soo Kim**, Seoul (KR); **Yoon-Young Cho**, Seoul (KR); **Chang-Soo Lee**, Incheon (KR)

(73) Assignee: **Samsung Electronics Co., Ltd.**, Suwon-Si (KR)

(**) Term: **14 Years**

(21) Appl. No.: **29/271,345**

(22) Filed: **Jan. 17, 2007**

(51) **LOC (9) Cl.** **14-01**

(52) **U.S. Cl.** **D14/205; D14/217; D14/229**

(58) **Field of Classification Search** D14/205, D14/206, 223, 217, 229; 455/569.1, 575.2; 43/4, 17, 43.11; 379/420.02, 420.04, 438, 379/430; D22/137, 140; D8/356; 174/146; 24/129 A; 248/61; 242/224, 107.7, 570, 242/580, 922; 381/370, 371, 375, 384
See application file for complete search history.

(56) **References Cited**

U.S. PATENT DOCUMENTS

| | | | | |
|-----------|-----|---------|----------------|------------|
| 656,431 | A * | 8/1900 | Stewart | 24/130 |
| 2,825,952 | A * | 3/1958 | Van Driel | 24/570 |
| D188,323 | S * | 7/1960 | Johnson | D8/356 |
| 3,010,673 | A * | 11/1961 | Marconi | 242/405.2 |
| 3,052,751 | A * | 9/1962 | Volk et al. | 174/146 |
| D193,933 | S * | 10/1962 | Johnson | D8/356 |
| D200,648 | S * | 3/1965 | Ayers | D22/137 |
| D234,073 | S * | 1/1975 | Dimiceli | D8/356 |
| 4,713,497 | A * | 12/1987 | Smith | 191/12.2 R |
| 4,774,742 | A * | 10/1988 | Johnson | 24/129 R |
| 4,802,638 | A * | 2/1989 | Burger et al. | 242/388.1 |
| D324,644 | S * | 3/1992 | Jacobs | D8/356 |
| 5,422,957 | A * | 6/1995 | Cummins | 381/384 |
| D364,333 | S * | 11/1995 | Fillipp et al. | D8/354 |

| | | | | |
|-----------|------|---------|--------------------|------------|
| D372,188 | S * | 7/1996 | Van Dyke | D8/358 |
| D376,095 | S * | 12/1996 | Curtis | D8/356 |
| 5,581,622 | A * | 12/1996 | Sakurai | 381/370 |
| 5,706,353 | A * | 1/1998 | Arai et al. | 381/77 |
| 5,732,898 | A * | 3/1998 | Odessky et al. | 242/377 |
| 5,832,098 | A * | 11/1998 | Chen | 381/370 |
| 6,059,081 | A * | 5/2000 | Patterson et al. | 191/12.2 R |
| D456,692 | S * | 5/2002 | Epstein | D8/356 |
| 6,480,611 | B2 * | 11/2002 | Hashimoto et al. | 381/371 |
| 6,658,130 | B2 * | 12/2003 | Huang | 381/384 |
| D559,660 | S * | 1/2008 | DeCosta | D8/356 |
| 7,372,974 | B2 * | 5/2008 | Yanagishita et al. | 381/384 |
| D575,143 | S * | 8/2008 | Kuo et al. | D8/394 |
| D576,867 | S * | 9/2008 | Kretz | D8/356 |
| 7,492,917 | B2 * | 2/2009 | Ito | 381/370 |
| D587,988 | S * | 3/2009 | Johansson | D8/356 |

* cited by examiner

Primary Examiner—Paula Greene

(74) *Attorney, Agent, or Firm*—Staas & Halsey LLP

(57) **CLAIM**

The ornamental design for holder for an earphone wire, as shown and described.

DESCRIPTION

FIG. 1 is a perspective view of a holder for an earphone wire according to our new design;

FIG. 2 is a front elevational view thereof;

FIG. 3 is a rear elevational view thereof;

FIG. 4 is a left side elevational view thereof;

FIG. 5 is a right side elevational view thereof;

FIG. 6 is a top plan view thereof;

FIG. 7 is a bottom plan view thereof; and,

FIG. 8 is a perspective view thereof.

The broken lines form no part of the claimed design.

1 Claim, 7 Drawing Sheets

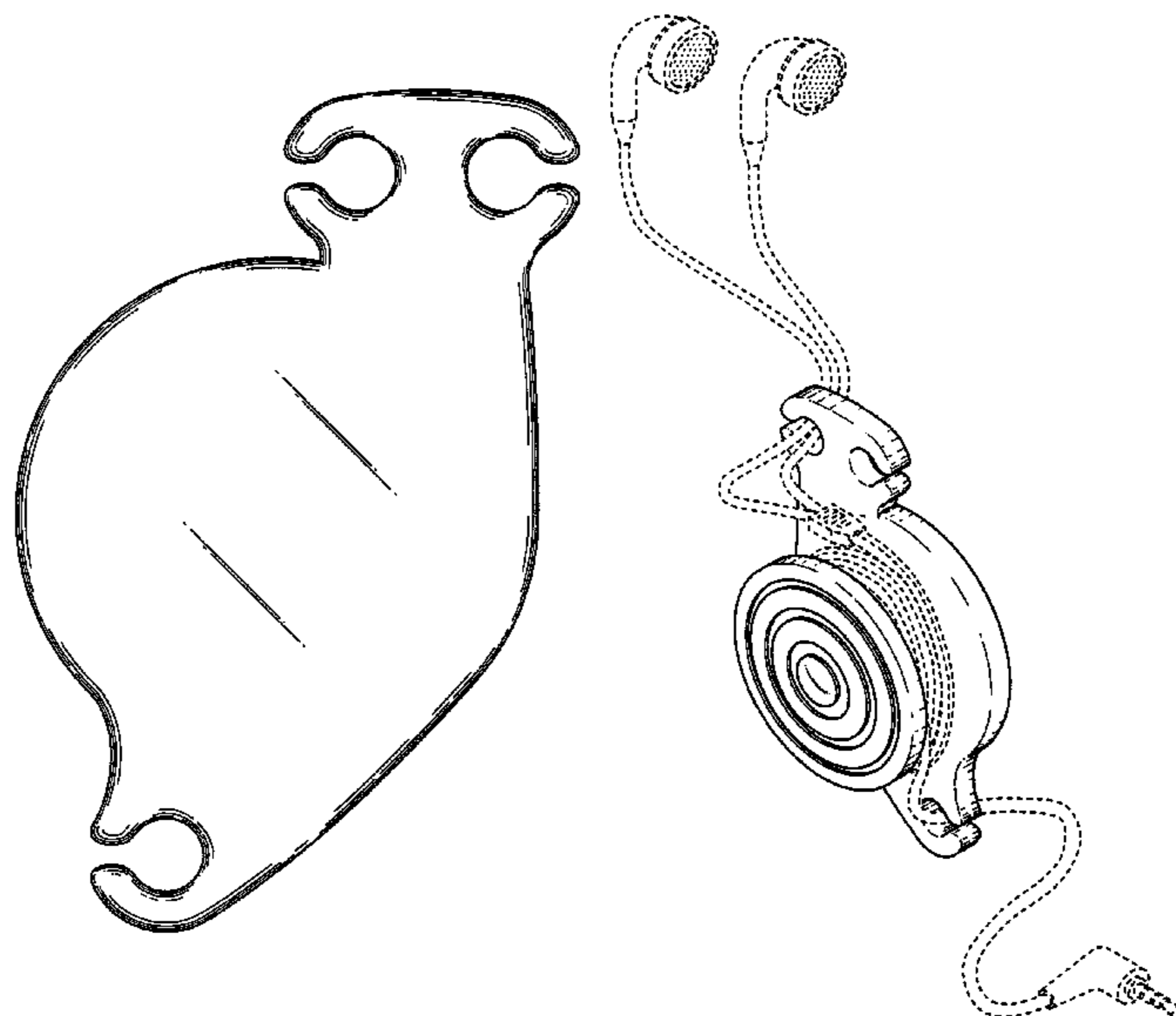


FIG. 1

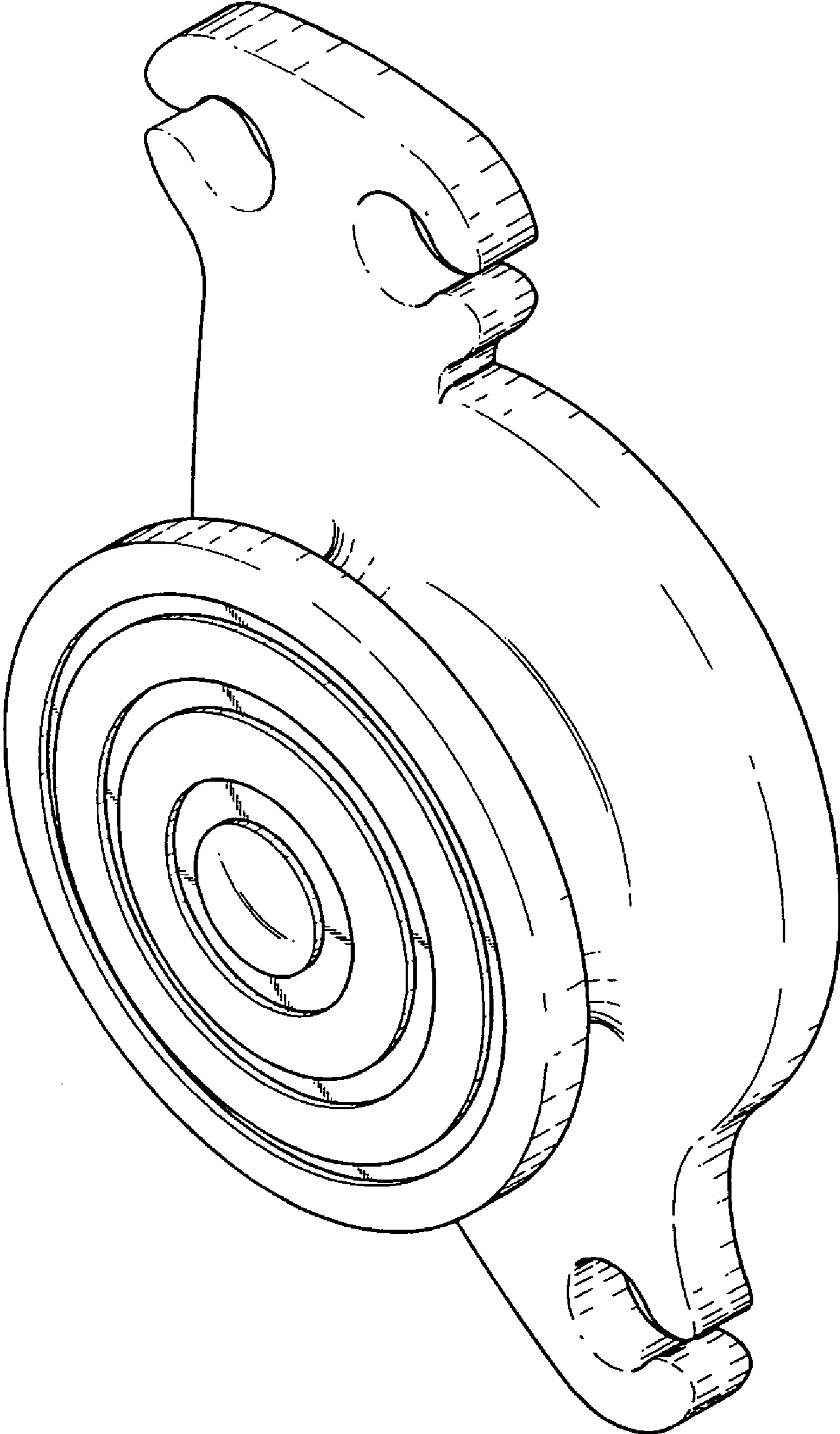


FIG. 2

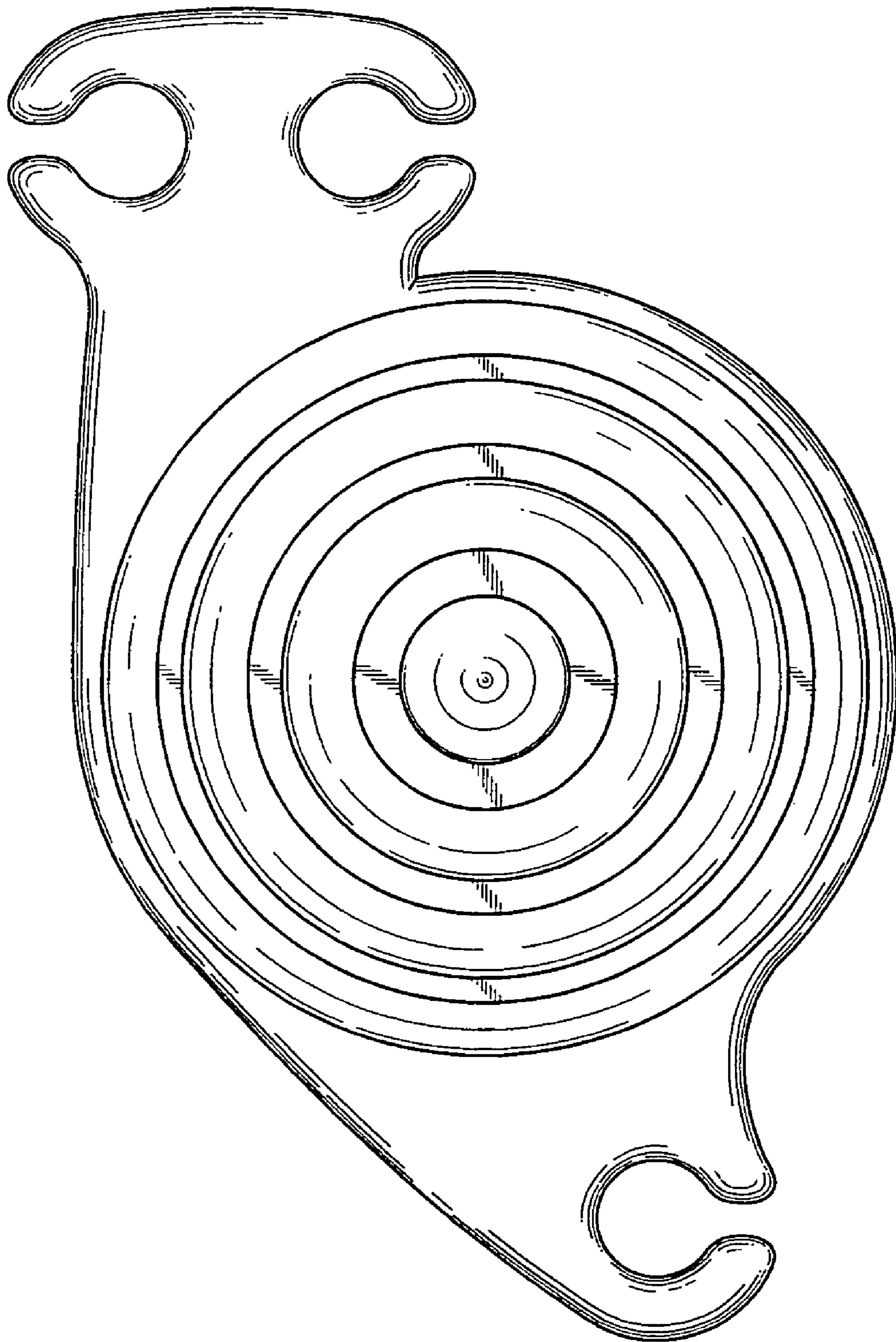


FIG. 3

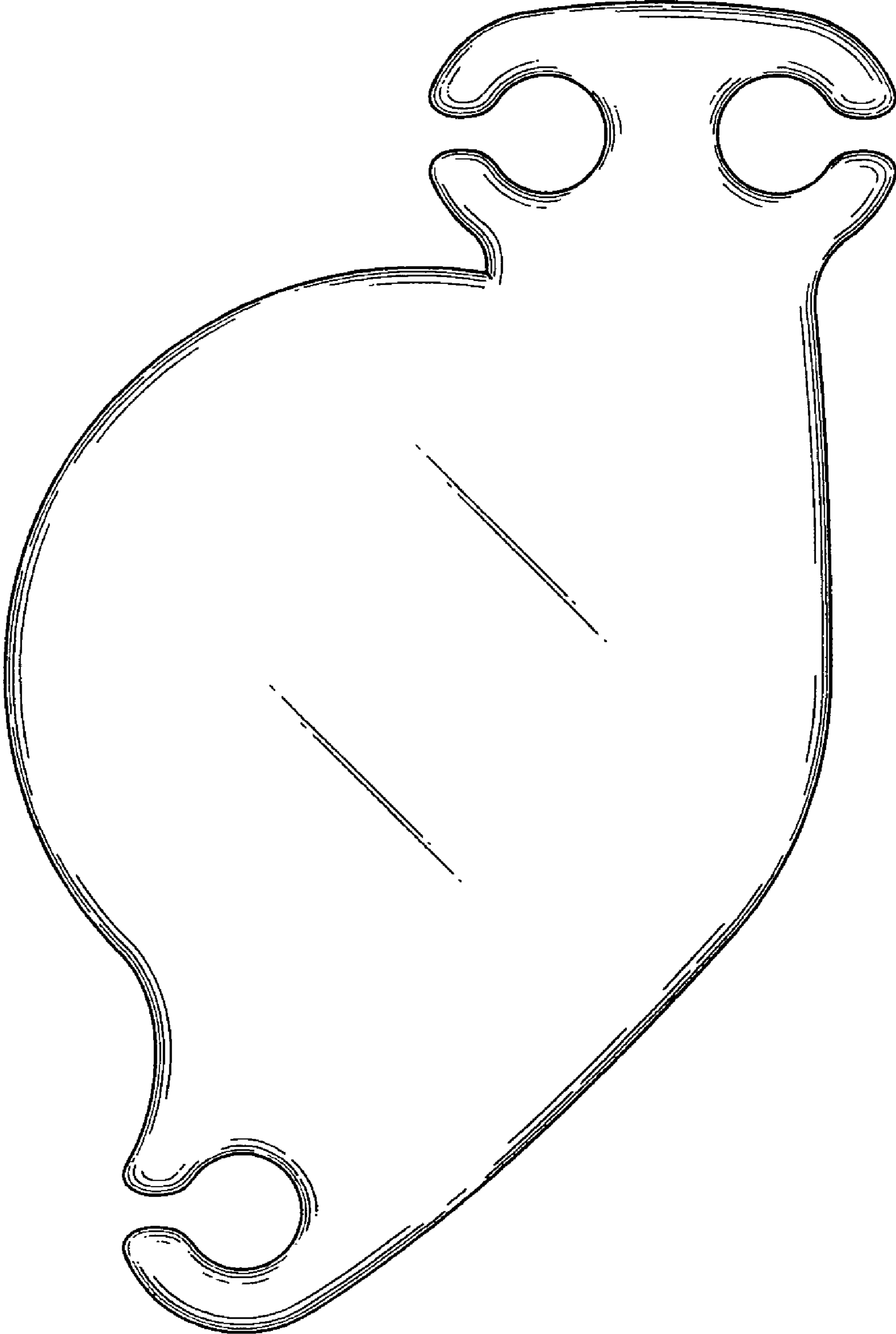


FIG. 4

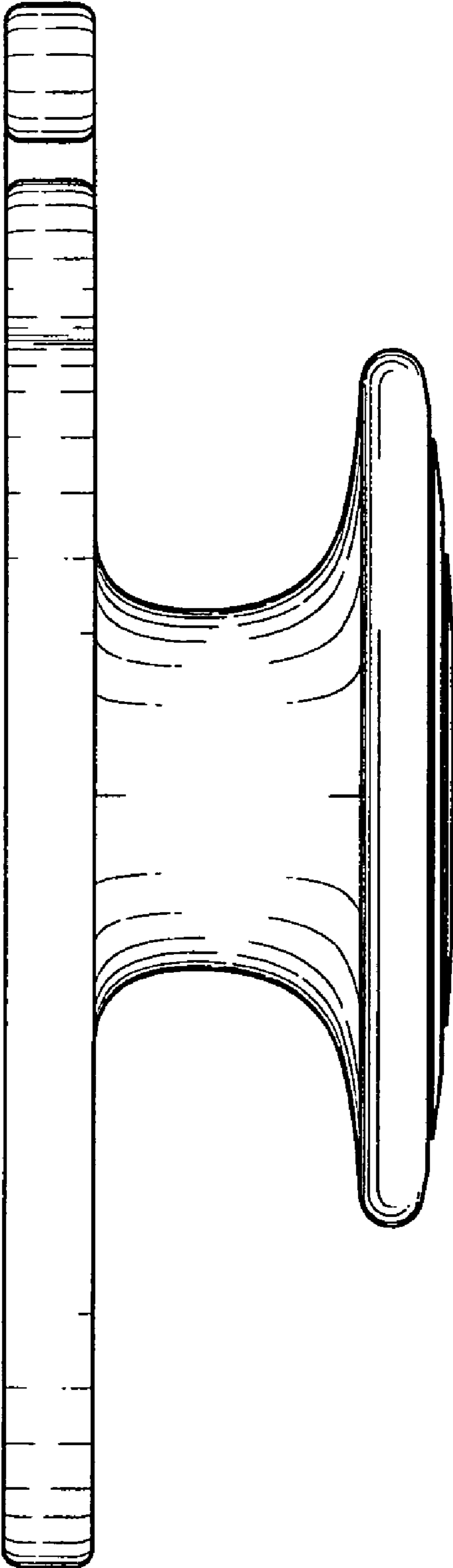


FIG. 5

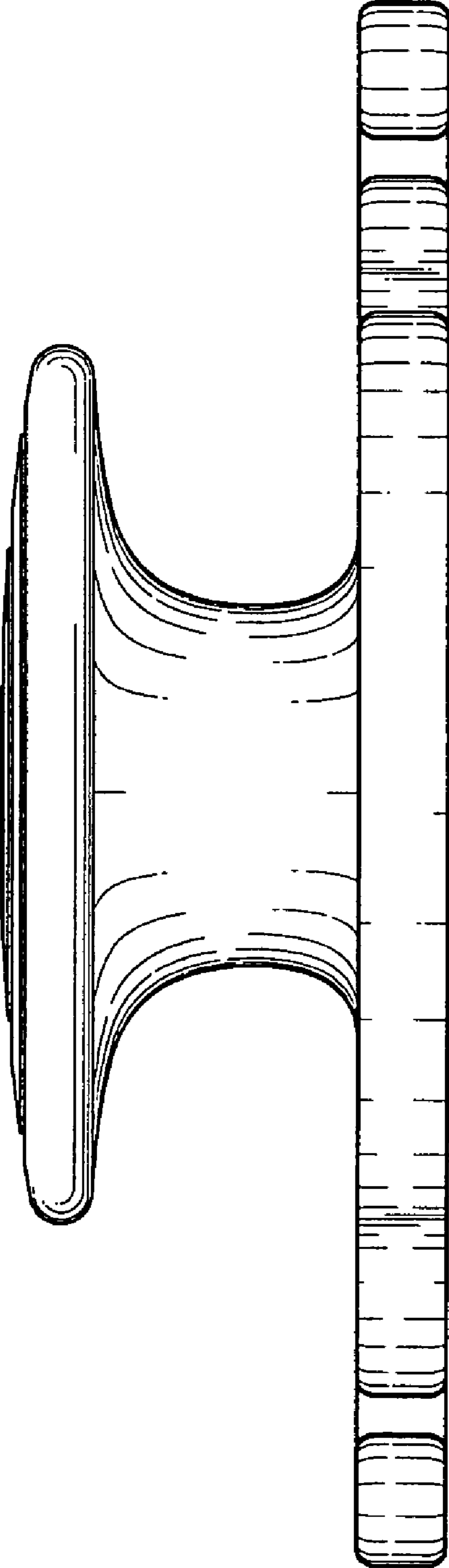


FIG. 6

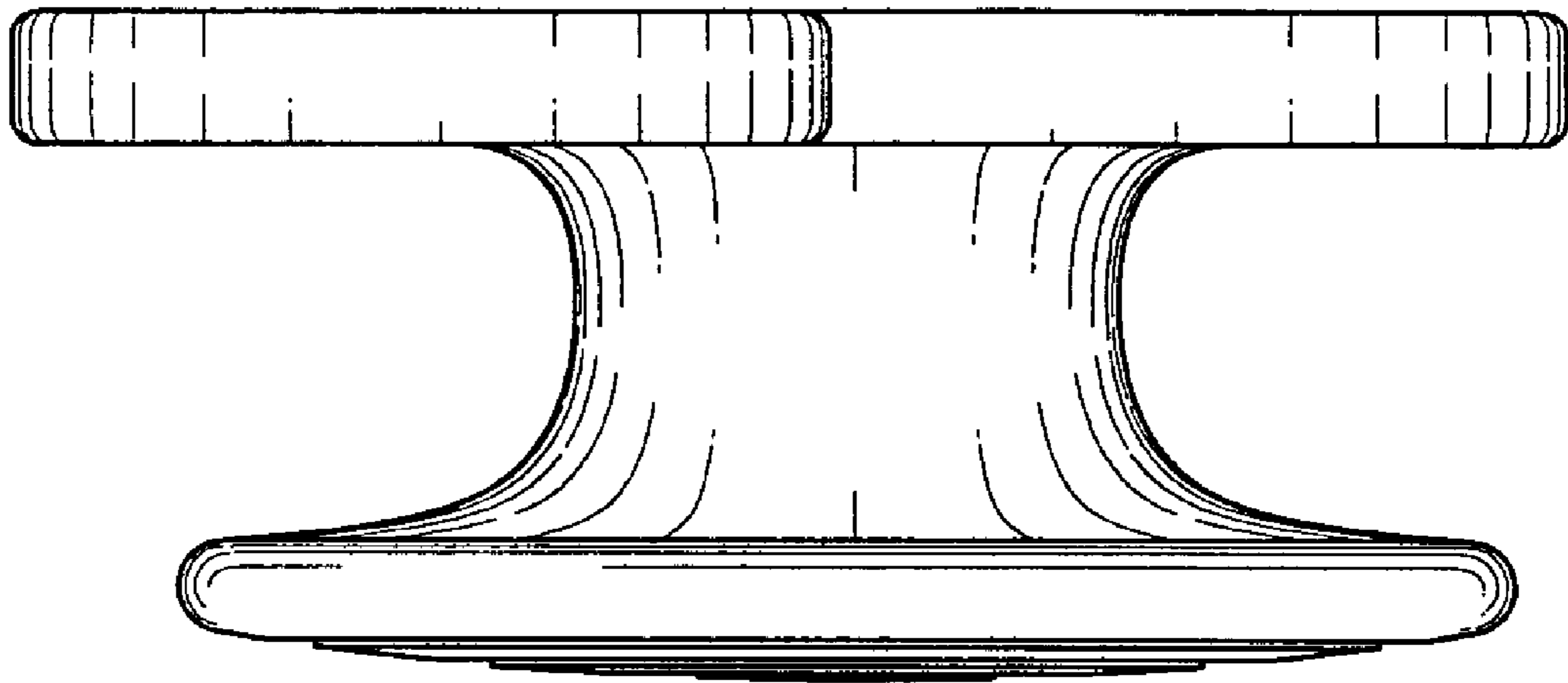


FIG. 7

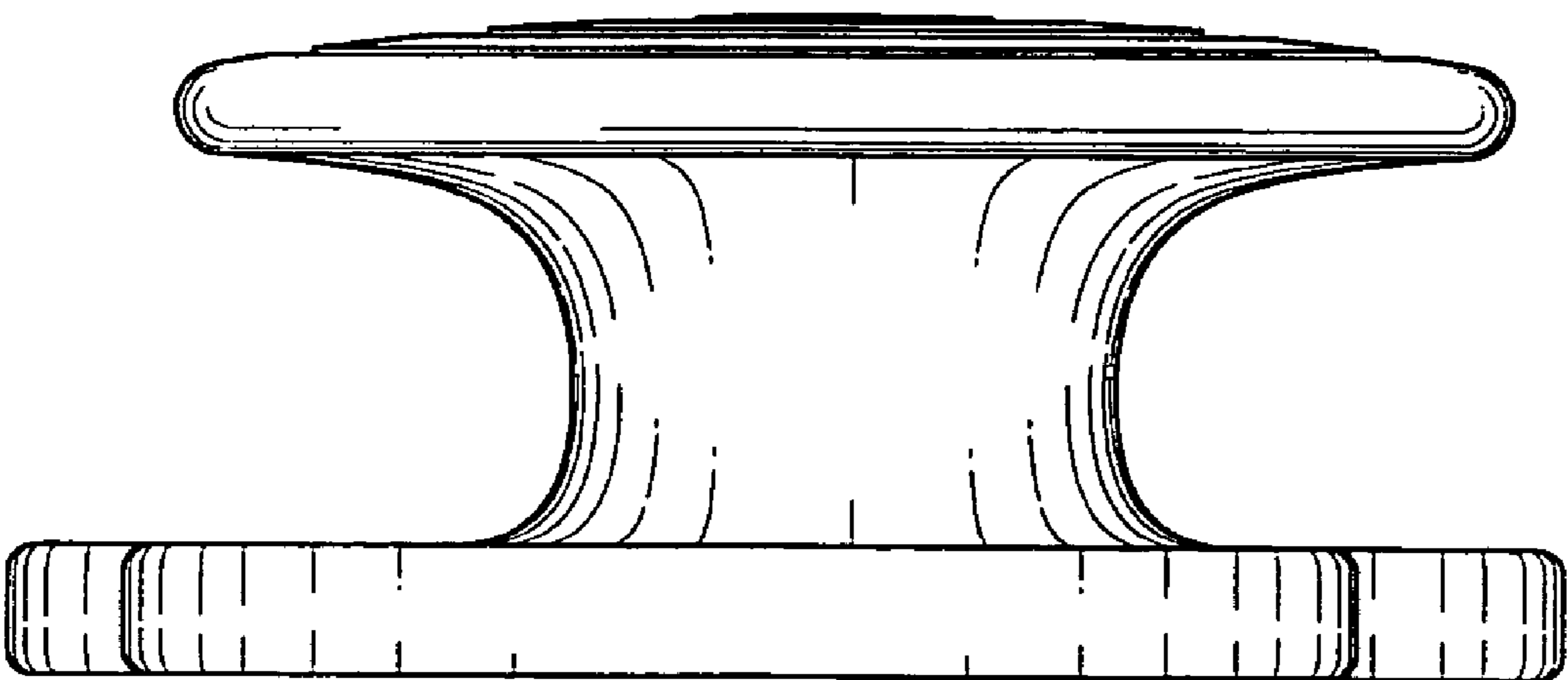


FIG. 8

