



US00D600669S

(12) **United States Design Patent**  
**Lewis**

(10) **Patent No.:** **US D600,669 S**  
(45) **Date of Patent:** **\*\* Sep. 22, 2009**

(54) **TELEPHONE**

(75) Inventor: **David Lewis**, Copenhagen (DK)

(73) Assignee: **Bang & Olufsen A/S**, Struer (DK)

(\*\*) Term: **14 Years**

(21) Appl. No.: **29/265,765**

(22) Filed: **Sep. 8, 2006**

(30) **Foreign Application Priority Data**

Mar. 10, 2006 (DK) ..... DA 2006 00078

(51) **LOC (9) Cl.** ..... **14-03**

(52) **U.S. Cl.** ..... **D14/142**

(58) **Field of Classification Search** ..... D14/240,  
D14/142, 137, 138 R, 138 AA, 218, 341,  
D14/347, 496; 455/90.3, 556.1–556.2, 575.1,  
455/575.8; 379/433.01, 434, 440  
See application file for complete search history.

(56) **References Cited**

**U.S. PATENT DOCUMENTS**

- D500,485 S \* 1/2005 Deguchi ..... D14/480.1
- D514,590 S \* 2/2006 Naruki ..... D14/203.3
- D534,921 S \* 1/2007 Andre et al. .... D14/203.3
- D539,777 S \* 4/2007 Pena Angarita ..... D14/138 R
- D540,539 S \* 4/2007 Gutierrez ..... D3/269
- D542,771 S \* 5/2007 Cho et al. .... D14/138 AB

- 7,248,904 B2 \* 7/2007 Gartrell et al. .... 455/575.8
- D549,686 S \* 8/2007 Leung ..... D14/168
- D558,742 S \* 1/2008 Koller et al. .... D14/225
- 7,417,539 B2 \* 8/2008 Mathews et al. .... 340/539.15
- D579,461 S \* 10/2008 Lau ..... D14/496

\* cited by examiner

*Primary Examiner*—Ian Simmons

*Assistant Examiner*—Wan Laymon

(74) *Attorney, Agent, or Firm*—Buchanan Ingersoll & Rooney PC

(57) **CLAIM**

The ornamental design for a telephone, as shown and described.

**DESCRIPTION**

FIG. 1 is a front, side perspective view of a telephone showing my new design;

FIG. 2 is a rear, side perspective view thereof;

FIG. 3 is a top plan view thereof;

FIG. 4 is a bottom plan view thereof;

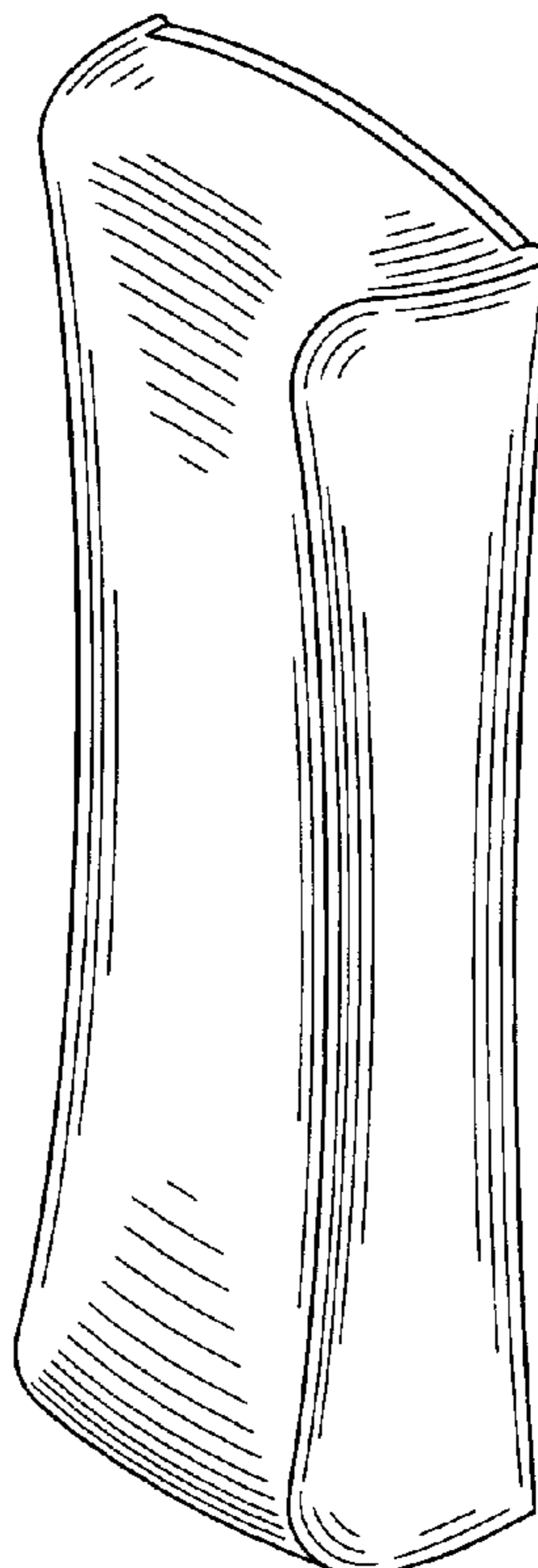
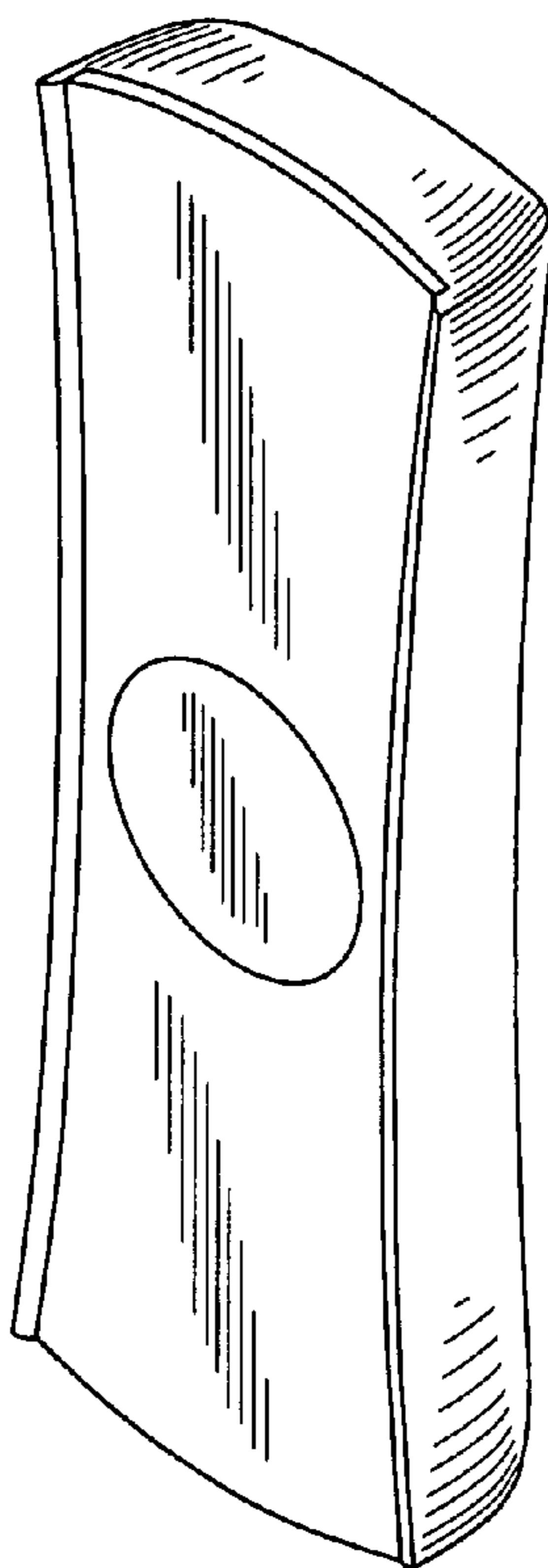
FIG. 5 is a front elevational view thereof;

FIG. 6 is a rear elevational view thereof;

FIG. 7 is a right side elevational view thereof; and,

FIG. 8 is a left side elevational view thereof.

**1 Claim, 8 Drawing Sheets**



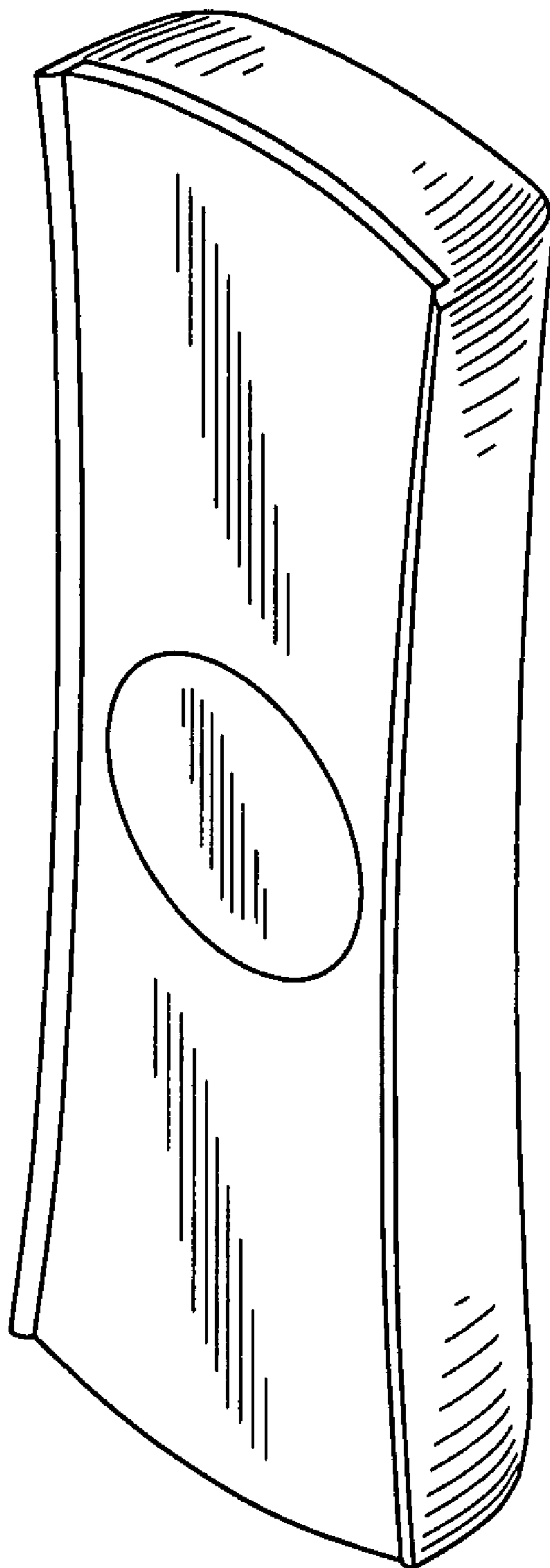


FIG. 1

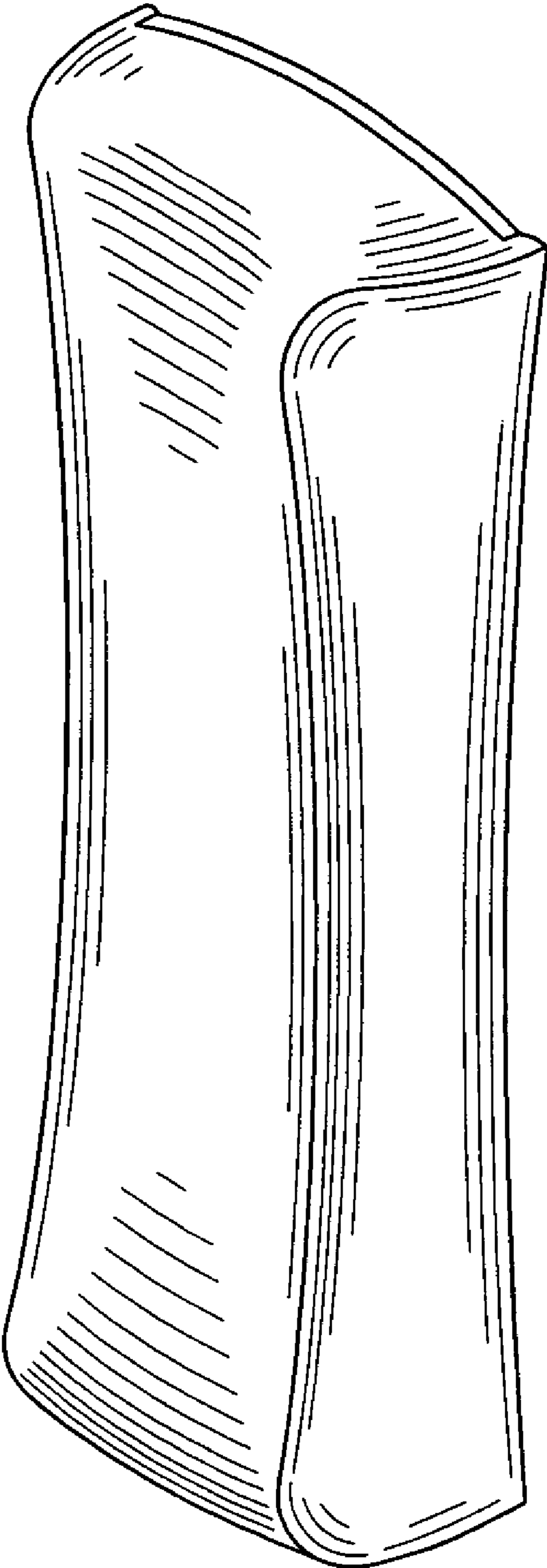


FIG. 2





FIG. 3



**FIG. 4**

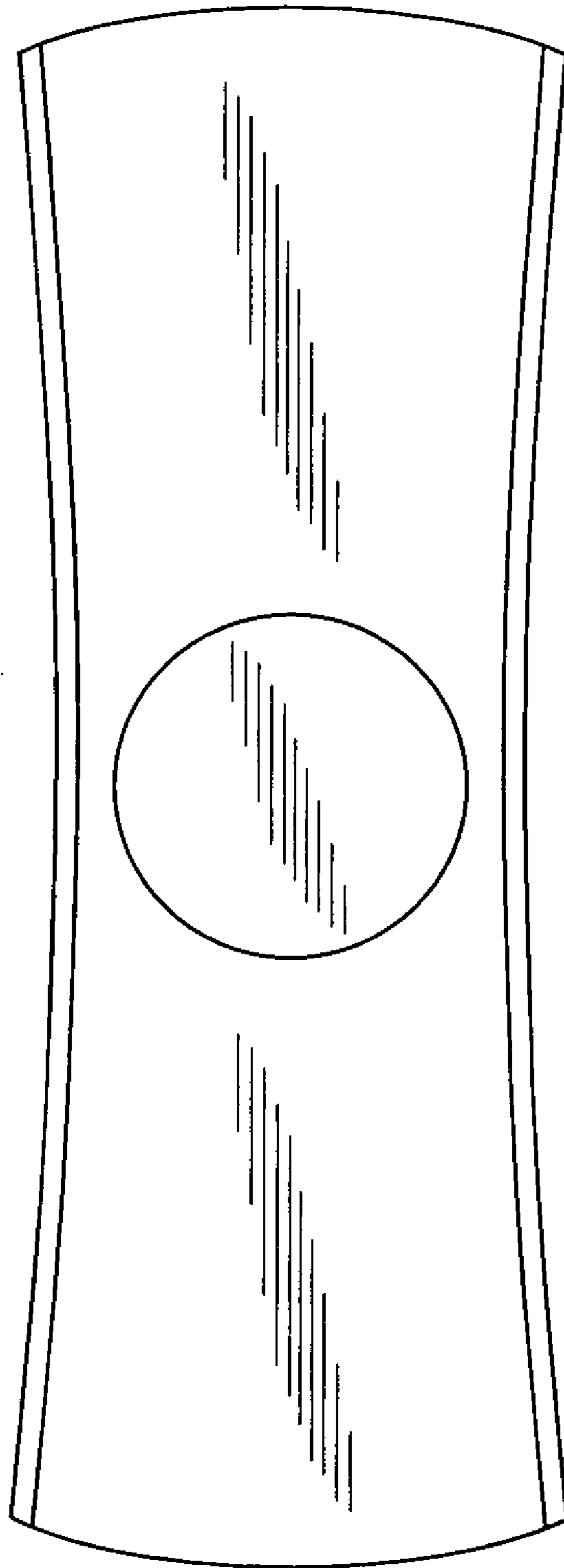


FIG. 5

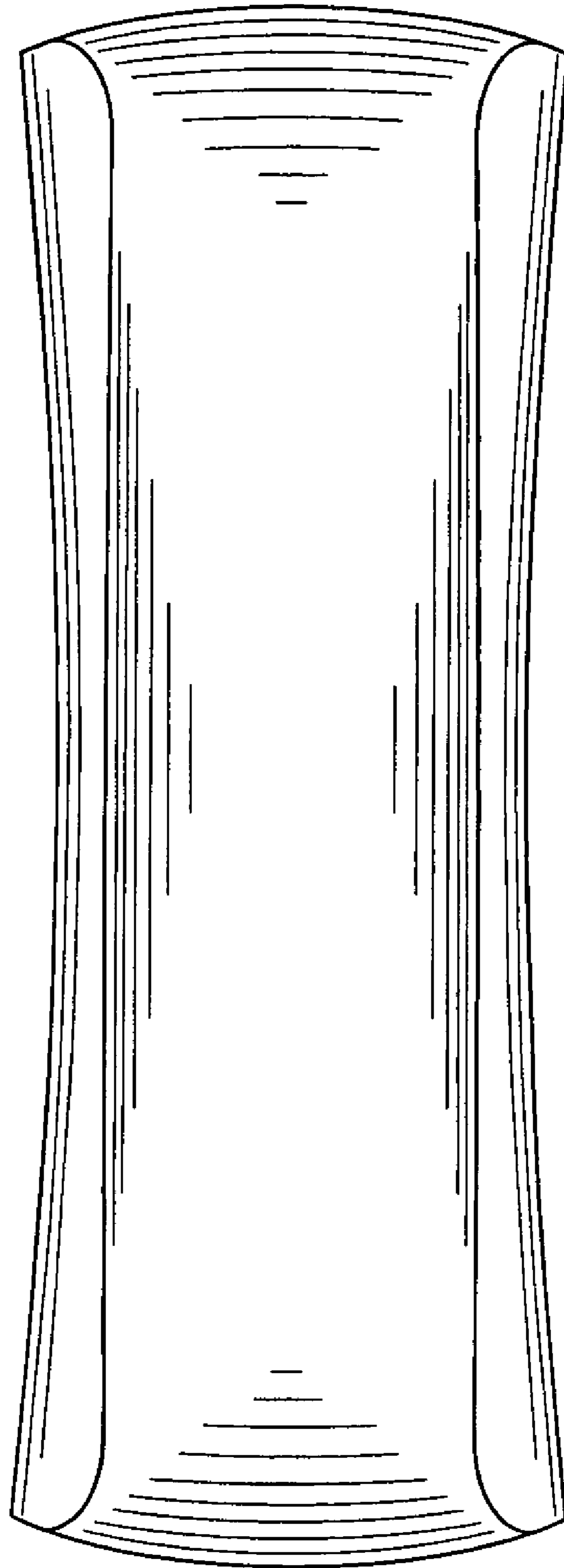


FIG. 6

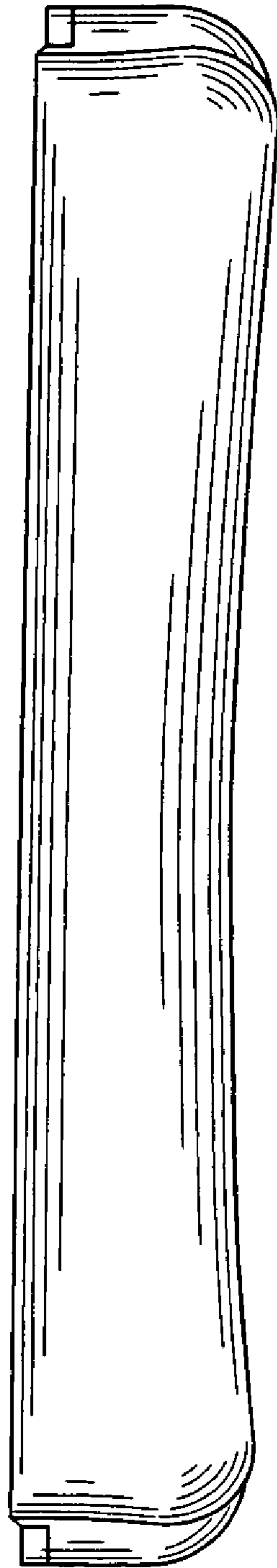


FIG. 7



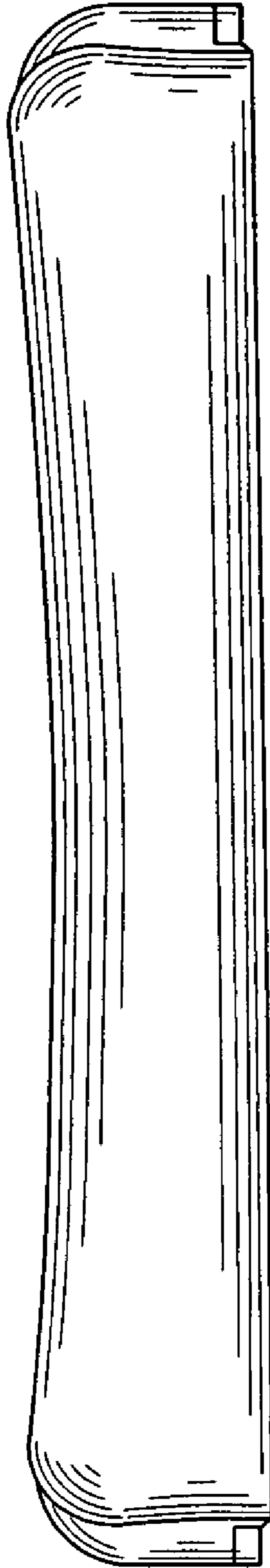


FIG. 8