



US00D600614S

(12) **United States Design Patent**
Lamm

(10) **Patent No.:** **US D600,614 S**
(45) **Date of Patent:** **** Sep. 22, 2009**

(54) **VEHICLE FENDER**

DESCRIPTION

- (75) Inventor: **Stefan Lamm**, Köln (DE)
- (73) Assignee: **Ford Global Technologies, LLC**, Dearborn, MI (US)
- (**) Term: **14 Years**
- (21) Appl. No.: **29/330,146**
- (22) Filed: **Dec. 30, 2008**
- (51) **LOC (9) Cl.** **12-16**
- (52) **U.S. Cl.** **D12/184**
- (58) **Field of Classification Search** D12/184, D12/196, 90-92; 280/152.1, 847-849, 851; 296/181.1, 181.5
See application file for complete search history.

(56) **References Cited**

U.S. PATENT DOCUMENTS

- D536,648 S * 2/2007 Fujimaki D12/184
- D580,327 S * 11/2008 Lamm D12/184
- D585,347 S * 1/2009 Kamimura D12/184

* cited by examiner

Primary Examiner—Melody N Brown
(74) *Attorney, Agent, or Firm*—Damian Porcari

(57) **CLAIM**

The ornamental design for a vehicle fender, as shown and described.

FIG. 1 is a right side elevational view of a right vehicle fender showing my new design, the left vehicle fender is a mirror image of the right that is not shown;
 FIG. 2 is a front elevational view thereof;
 FIG. 3 is a rear elevational view thereof;
 FIG. 4 is a left side elevational view thereof;
 FIG. 5 is a top plan view thereof;
 FIG. 6 is a rear elevational view thereof; and,
 FIG. 7 is a top, front and left side perspective view thereof.

The vehicle fender is styled independently of adjacent vehicle panels. To the extent that any feature lines are illustrated, they are intended to illustrate the crest and valley of the feature and are not necessarily sharp bends in the part. Shading is used to illustrate the curvature of the part and not color. Areas shown in or sounded by broken lines are not claimed. The surface normally visible when the vehicle fender is attached to a vehicle is called the “Class A” surface is claimed. The surface not normally visible when the vehicle fender is attached to a vehicle is called the “Class B” surface and is not claimed. Any functional features of the vehicle fender are not claimed. Views are orthogonal projections unless otherwise noted. The various views are not necessarily to scale in order to better illustrate the design. The drawings were generated using Computer Aided Design tools. Highlights and shading were added to the drawings to better illustrate the three-dimensional features of the part.

1 Claim, 5 Drawing Sheets






Figure 1

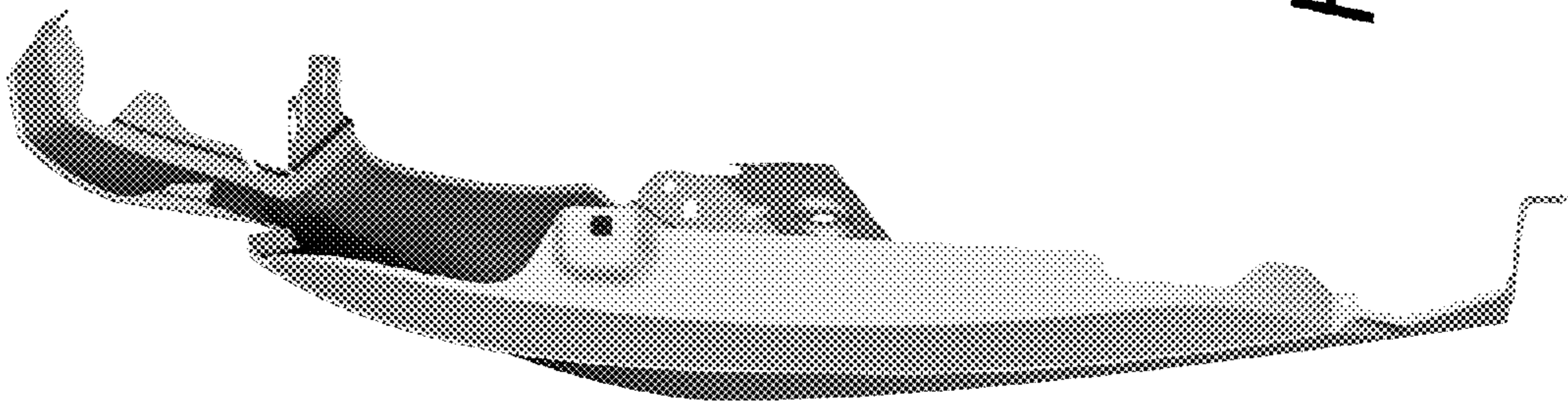


Figure 3




Figure 2




Figure 4

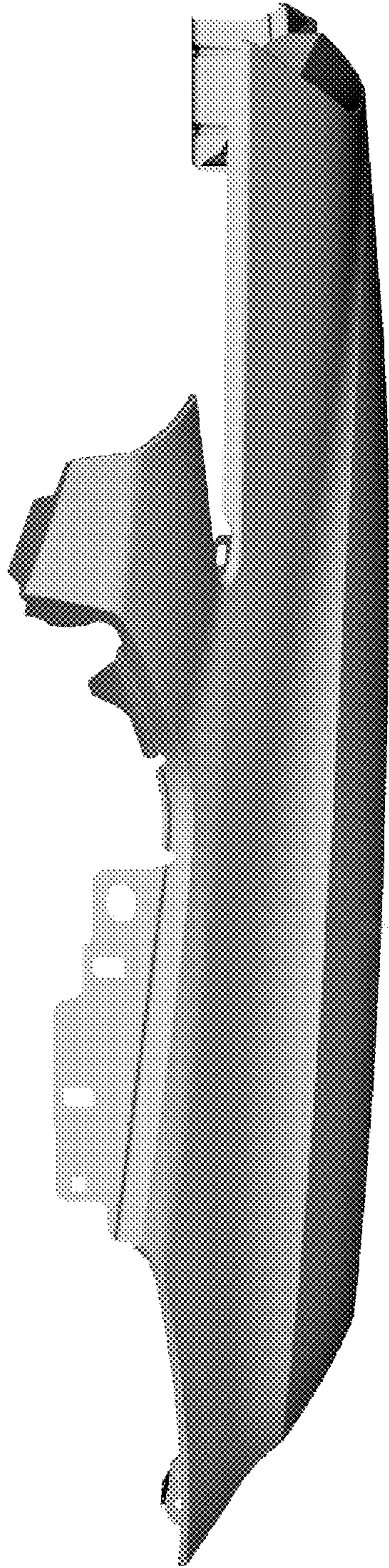


Figure 5




Figure 6




Figure 7