



US00D600592S

(12) **United States Design Patent**
Dandurand

(10) **Patent No.:** **US D600,592 S**

(45) **Date of Patent:** **** Sep. 22, 2009**

(54) **SHOULDER STRAP HOLDER**

5,685,049 A * 11/1997 Wu 24/95

D409,115 S * 5/1999 Kidd D11/226

D484,437 S * 12/2003 Doyon D11/200

(76) Inventor: **Louise Dandurand**, P.O. Box 6095,
Succ - Rock - Forest, Sherbrooke,
Quebec (CA) J1N 3C8

(**) Term: **14 Years**

* cited by examiner

(21) Appl. No.: **29/293,174**

Primary Examiner—T. Chase Nelson
Assistant Examiner—Kathleen M Sims

(22) Filed: **Jan. 14, 2008**

(57) **CLAIM**

(30) **Foreign Application Priority Data**

Mar. 26, 2007 (CA) 120070

The ornamental design for a shoulder strap holder, as shown and described.

(51) **LOC (9) Cl.** **02-07**

(52) **U.S. Cl.** **D11/226**

(58) **Field of Classification Search** D11/200,
D11/213–214, 216, 220, 222, 226, 215, 223–225,
D11/227–228; 24/95–96, 99, 113, 202; D3/318,
D3/322

See application file for complete search history.

DESCRIPTION

FIG. 1 is a perspective view of the upper and lower parts of the shoulder strap holder showing my design;

FIG. 2 is a side elevation view thereof, the other side being a mirror image; and,

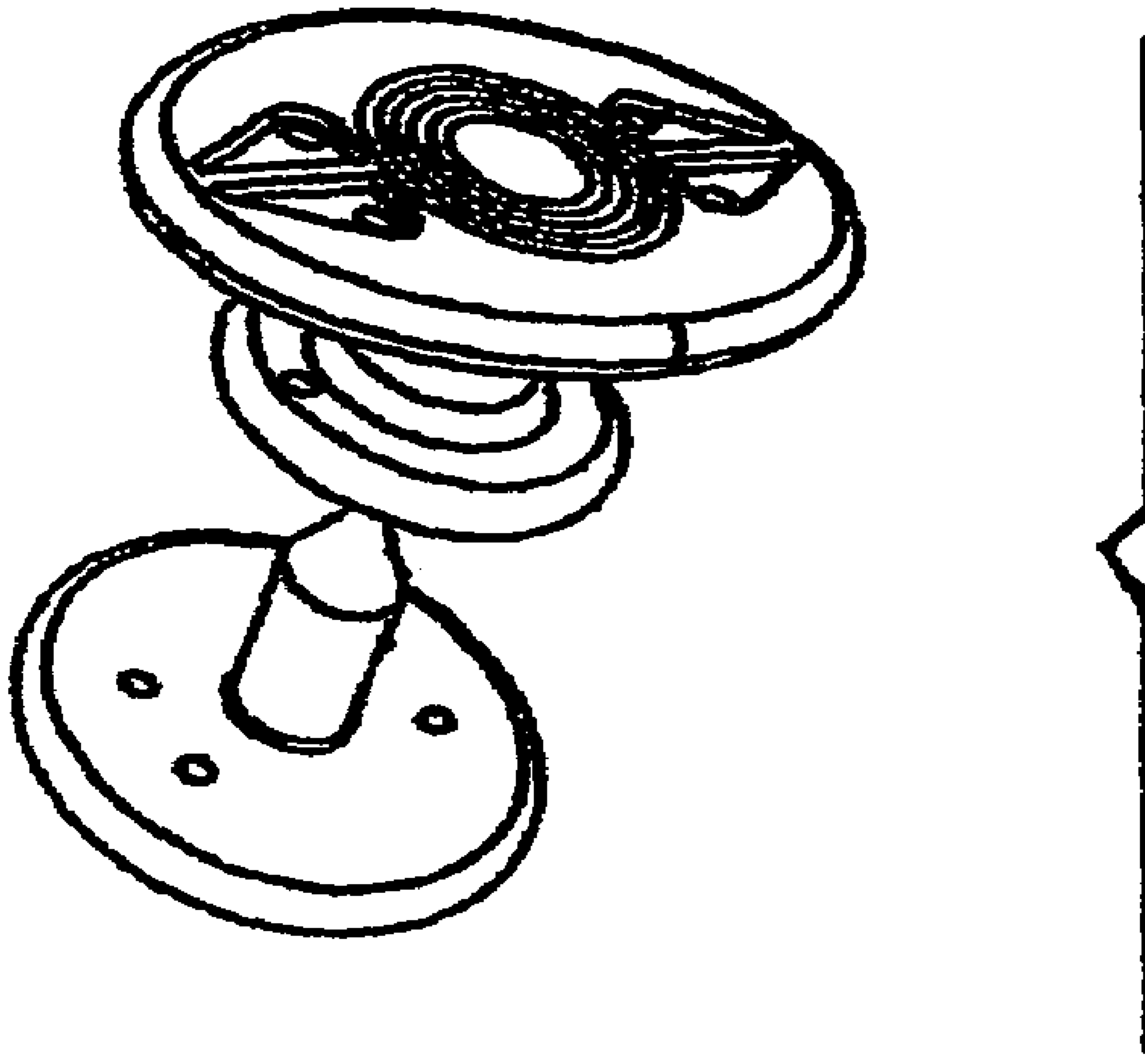
FIG. 3 is an elevation view thereof assembled, the other side being a mirror image.

(56) **References Cited**

U.S. PATENT DOCUMENTS

2,018,104 A * 10/1935 White 24/95

1 Claim, 1 Drawing Sheet



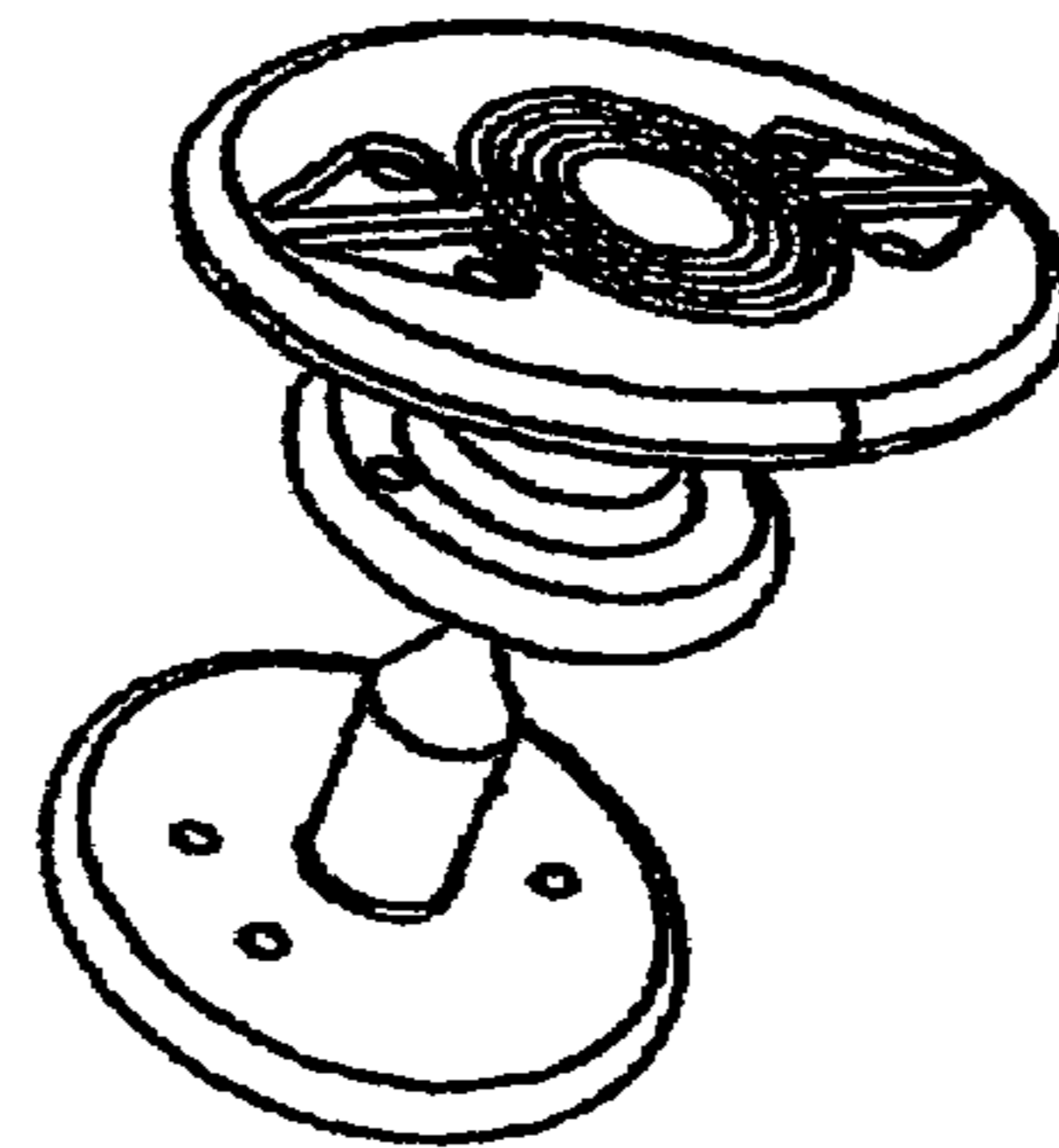


Fig. 1

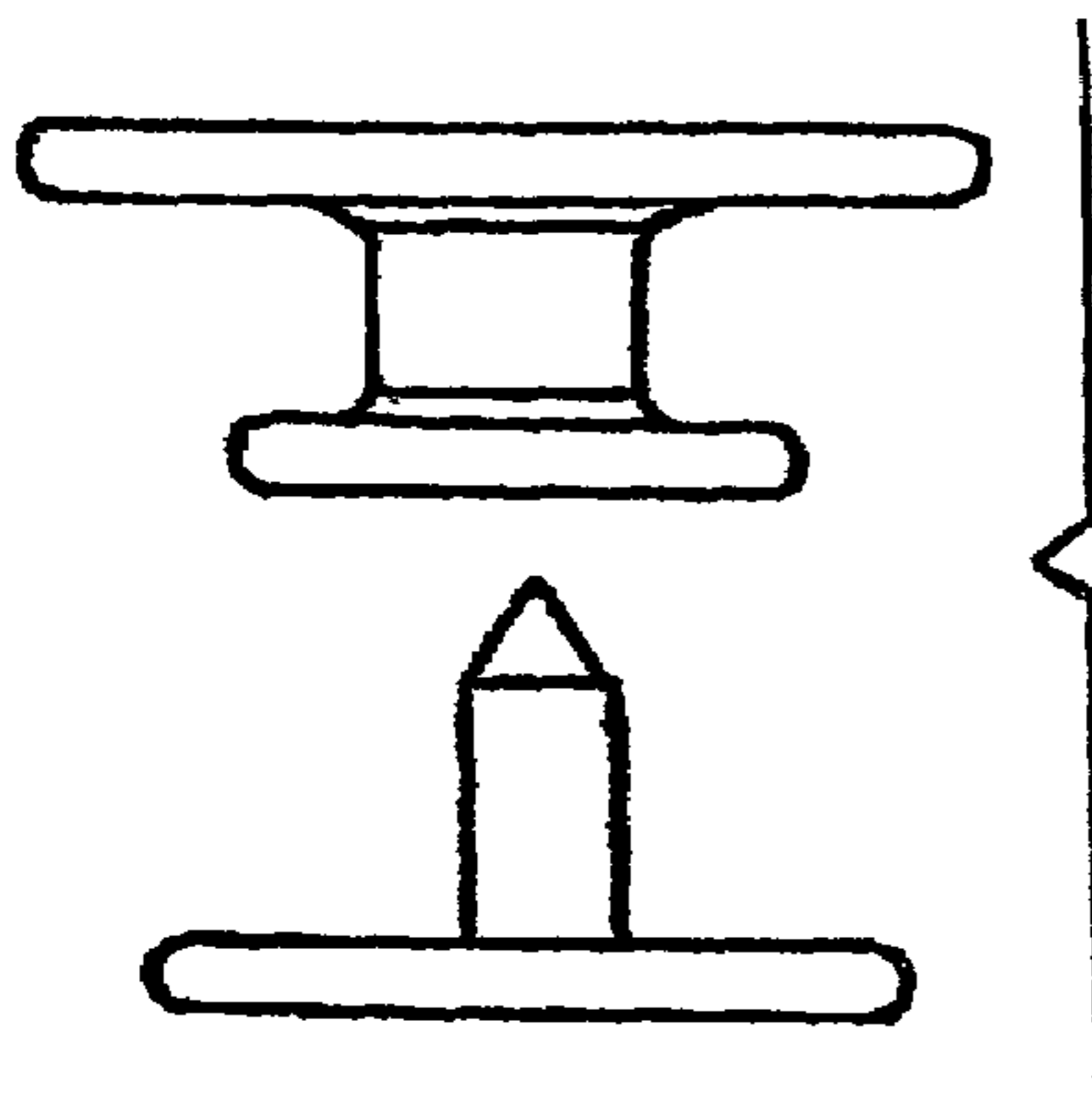


Fig. 2




Fig. 3